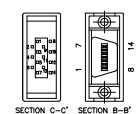


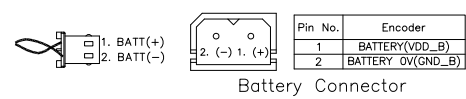
SECTION A-A'
Motor Connector

SIGNAL	PIN No.
MA	A
MA	B
SLO	C
SLO	D
VDD_B	E
GND_B	F
0V	G
+5V	H
SHIELD	J
N/C	K-T



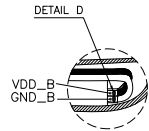
SECTION C-C' SECTION B-B'
Driver Connector

SIGNAL	PIN No.
-	1
-	2
MA	3
MA	4
SLO	5
SLO	6
0V	7
-	8
-	9
-	10
-	11
-	12
-	13
+5V	14
SHIELD	PLATE



Battery Connector

Pin No.	Encoder
1	BATTERY(VDD_B)
2	BATTERY 0V(GND_B)



CABLE PART#	LENGTH 'L'(m)	LENGTH 'L'(ft)
APCS-EN03DS1-AD	3m	9.8ft
APCS-EN05DS1-AD	5m	16.4ft
APCS-EN10DS1-AD	10m	32.8ft
APCS-EN20DS1-AD	20m	65.6ft
APCS-EF03DS1-AD	3m	9.8ft
APCS-EF05DS1-AD	5m	16.4ft
APCS-EF10DS1-AD	10m	32.8ft
APCS-EF20DS1-AD	20m	65.6ft

LS ELECTRIC ENCODER FEEDBACK FLEX CABLE, MATING CONNECTORS, 65.6ft/20m CABLE LENGTH, FOR USE WITH ALL LS ELECTRIC APM-FE & APM-FF SERIES SERVO MOTORS

APCS-EF20DS1-AD

AutomationDirect.com
1-800-633-0405

3rd ANGLE	NOT TO SCALE	PART DIMENSIONS MAY DIFFER SLIGHTLY DUE TO MANUFACTURER'S VARIANCES	METRIC UNITS USED FOR PART DESIGN	UNLESS OTHERWISE SPECIFIED UNITS ARE:	mm [inch]	LATEST VERSION 3/9/2022	SHEET 1 OF 1
-----------	--------------	---	-----------------------------------	---------------------------------------	-----------	-------------------------	--------------