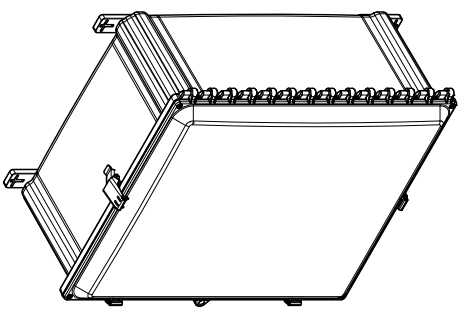
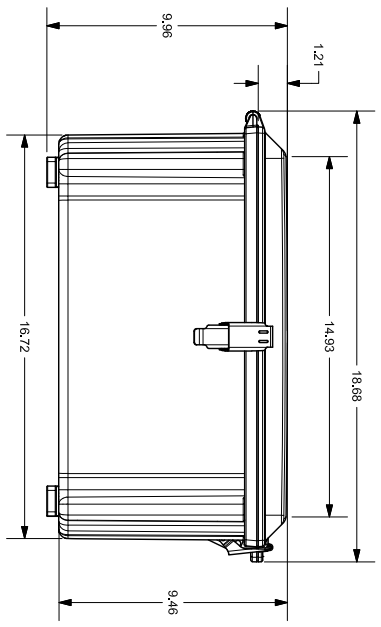
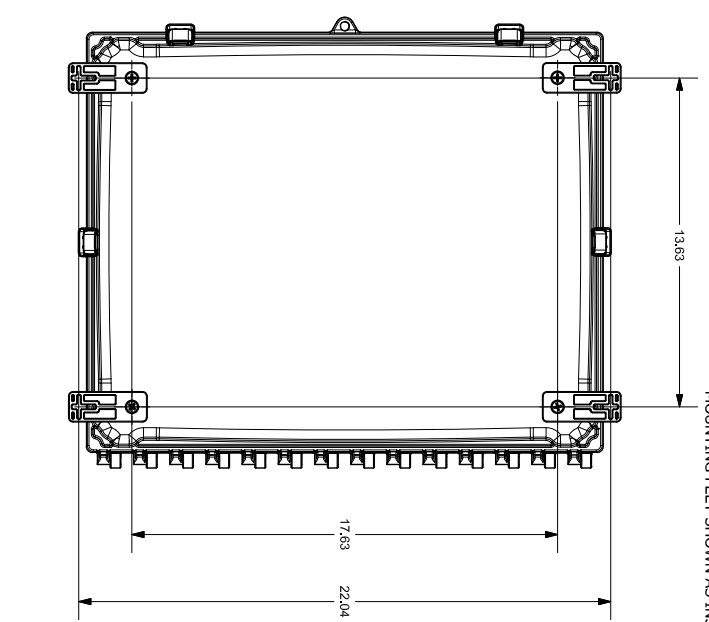
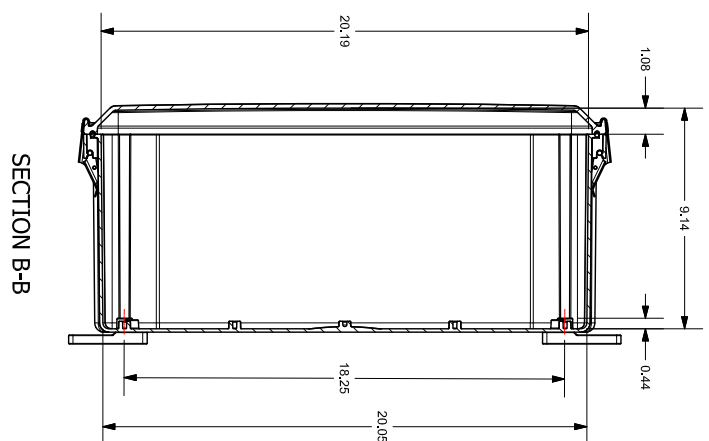
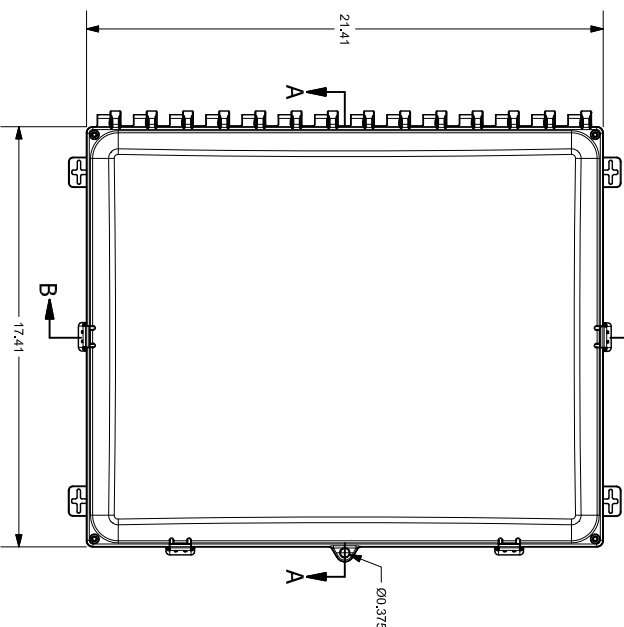
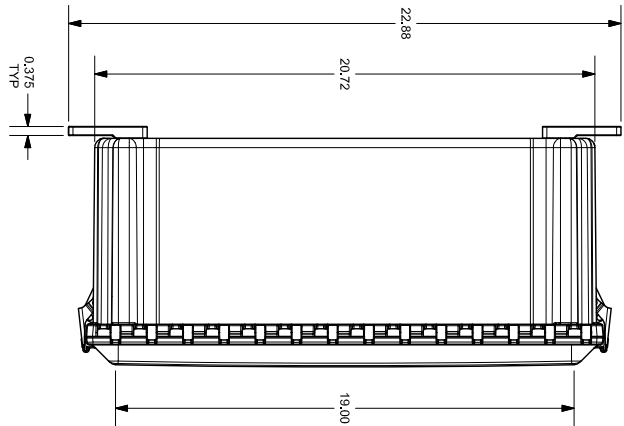


FOR REFERENCE ONLY  
MOUNTING FEET SHOWN AS INSTALLED



SPECIAL REQUIREMENTS		STANDARD P/N: AH20168SS		TOLERANCES UNLESS SPECIFIED	
1. (1) ACCESSORY (NOT SHOWN) SHALL BE PACKAGED LOOSELY INSIDE ENCLOSURE DRAWING INCLUDES: - 44 #14-20 x 1/2 FLAT HEAD PHILIPS MACHINE SCREW (RMSCT14-20X.5FLPH) - 44 #10-32 x 5/8 PAN HEAD PHILIPS MACHINE SCREW (RMSCT10-32X5.8) - 44 #10 WASHER (RMSW10-32X5.8) 2. (1) STYROFOAM SHEET SHALL BE PLACED ON TOP OF COVER INSIDE CARTON		CUSTOMER DWG:		ALL DIMENSIONS ARE IN INCHES UNLESS OTHERWISE SPECIFIED	
<b>ASSEMBLY:</b> (1) ACCESSORY (NOT SHOWN) SHALL BE PACKAGED LOOSELY INSIDE ENCLOSURE DRAWING INCLUDES: - 44 #14-20 x 1/2 FLAT HEAD PHILIPS MACHINE SCREW (RMSCT14-20X.5FLPH) - 44 #10-32 x 5/8 PAN HEAD PHILIPS MACHINE SCREW (RMSCT10-32X5.8) - 44 #10 WASHER (RMSW10-32X5.8)		MATERIAL: POLYCARBONATE REVISION HISTORY DESCRIPTION DATE ENG UPDATED BOSS LOCATION FOR MOUNTING 8/19/2020 BH FEET TO MATCH STANDARD		PART NUMBER AH20168SS	
<b>REVISION HISTORY</b> DESCRIPTION DATE ENG UPDATED BOSS LOCATION FOR MOUNTING 8/19/2020 BH FEET TO MATCH STANDARD		DRAWN BY: AA DATE: 08/17/20		DRAWING: AH20168SS	
THE DRAWING IS THE SOLE PROPERTY OF PARTBOXX AND SHALL BE KEPT IN CONFIDENTIALITY. NO PART OF THIS DRAWING MAY BE REPRODUCED OR TRANSMITTED IN ANY FORM OR BY ANY MEANS, ELECTRONIC OR MECHANICAL, WITHOUT PERMISSION OF PARTBOXX ENCLOSURES, UNLESS EXPRESSLY NOTED OTHERWISE. COPYRIGHT © 2020 PARTBOXX ENCLOSURES		SCALE: STANDARD DO NOT SCALE		DESCRIPTION: STANDARD ENCLOSURE	



8 7 6 5 4 3 2 1