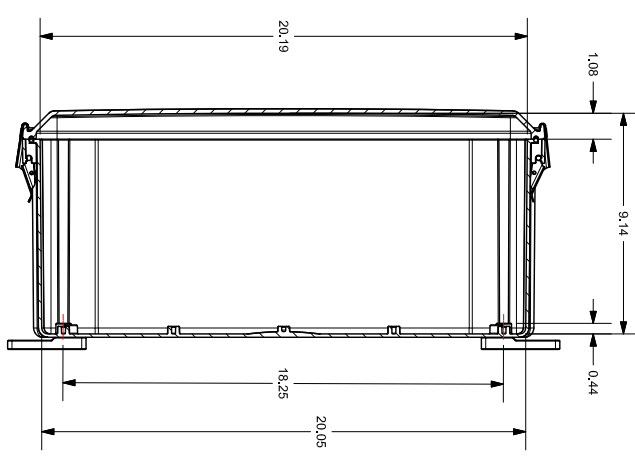
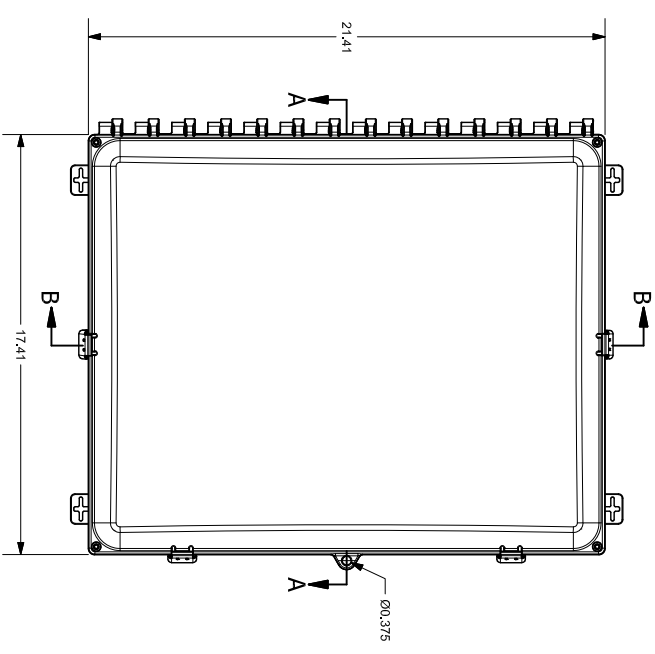
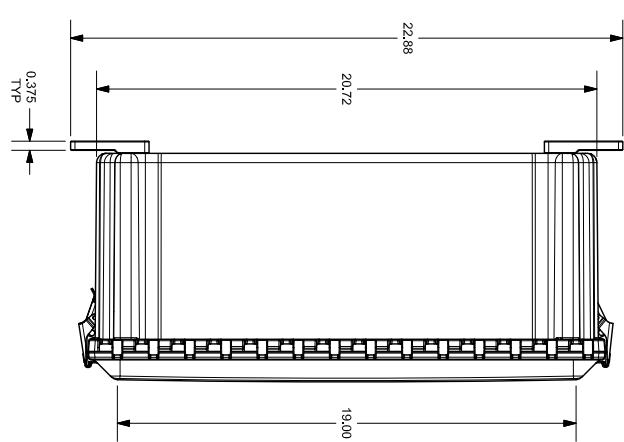
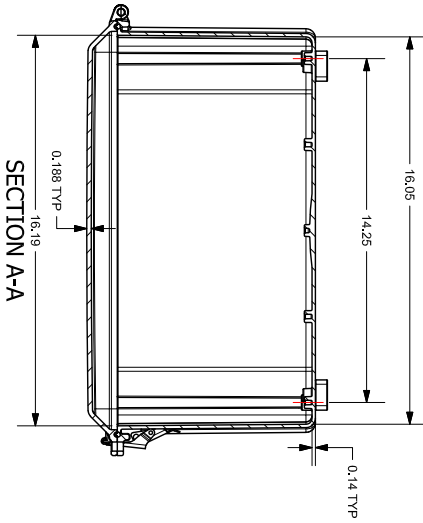
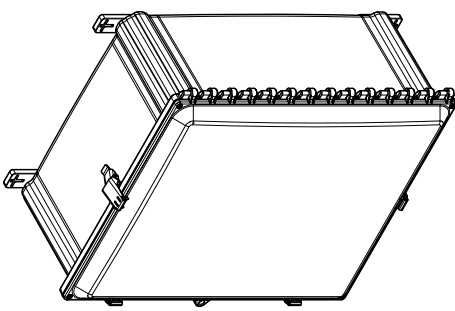
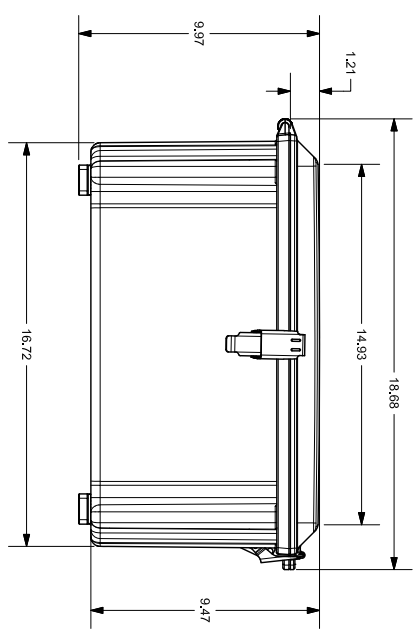
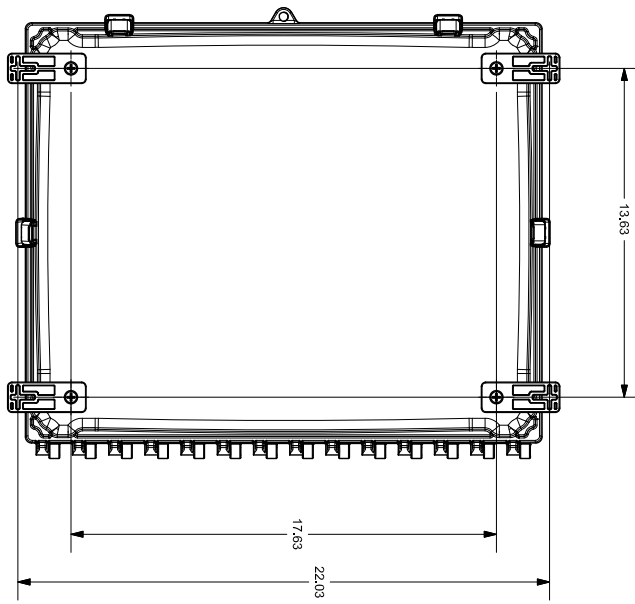


FOR REFERENCE ONLY
MOUNTING FEET SHOWN AS INSTALLED



SECTION B-B



SPECIAL REQUIREMENTS

- 1. (1) ACCESSORY KIT (MOUNTING FEET) SHALL BE PACKAGED LOOSELY INSIDE ENCLOSURE DRAWING IS INCLUDED.
- 2. (1) STYROFOAM SHEET SHALL BE PLACED ON TOP OF COVER INSIDE CARTON

NEUA 2568 TYPE 1, 3R, 4, AX, 12	STANDARD P/N:	AH20168C55	TOLERANCES	.XX	.XXX
REC 60928 10X 1H66	CUSTOMER DWG:		UNLESS OTHERWISE SPECIFIED	± 0.03	± 0.010
COLOR STANDARD: PANTONE 2751 C					

MATERIAL: POLYCARBONATE	REVISION HISTORY	DATE	ENG
DESCRIPTION	REVISION HISTORY	DATE	ENG
UPDATED BOSS LOCATION FOR MOUNTING FEET TO MATCH STANDARD		8/19/2020	BH

REV	DESCRIPTION	DATE	ENG
-	UPDATED BOSS LOCATION FOR MOUNTING FEET TO MATCH STANDARD	8/19/2020	BH

SCALE	STANDARD ENCLOSURE	PART NUMBER
AA	STANDARD ENCLOSURE	AH20168C55



THIS DRAWING IS THE PROPERTY OF ROBROY ENCLOSURES. NO PART OF THIS DRAWING MAY BE REPRODUCED OR TRANSMITTED IN ANY FORM OR BY ANY MEANS, ELECTRONIC OR MECHANICAL, WITHOUT THE WRITTEN PERMISSION OF ROBROY ENCLOSURES. UNLESS OTHERWISE SPECIFIED, DIMENSIONS ARE IN INCHES. COPYRIGHT © 2020 ROBROY ENCLOSURES