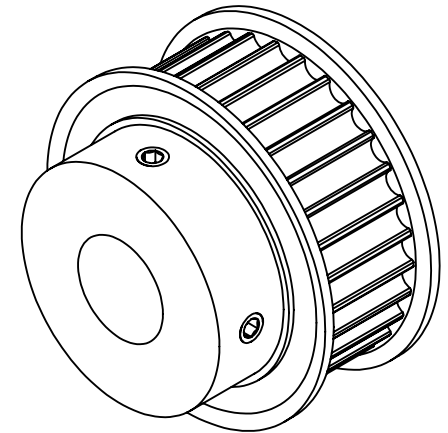
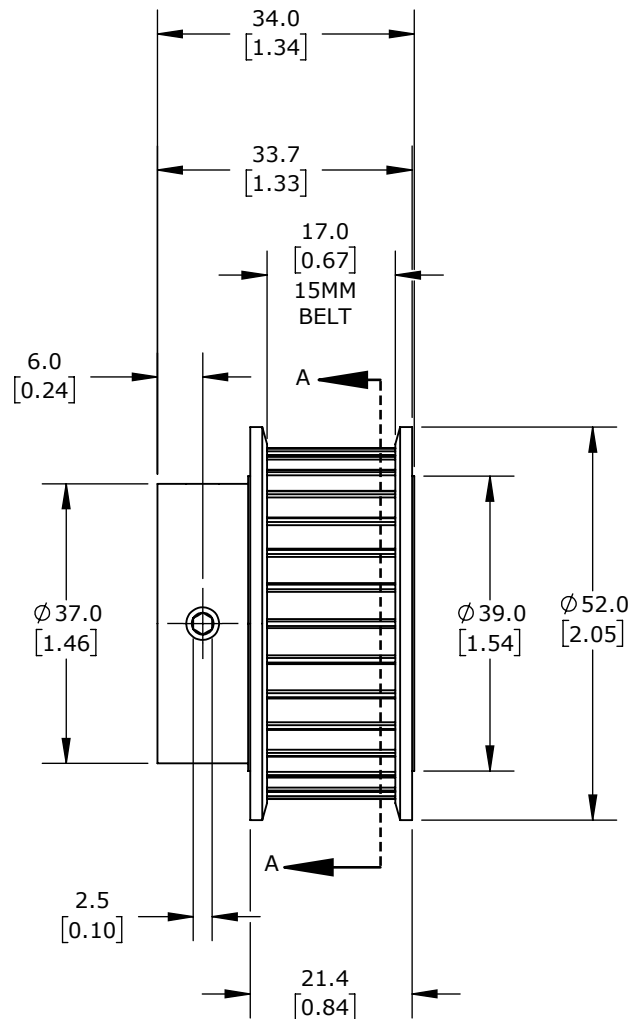
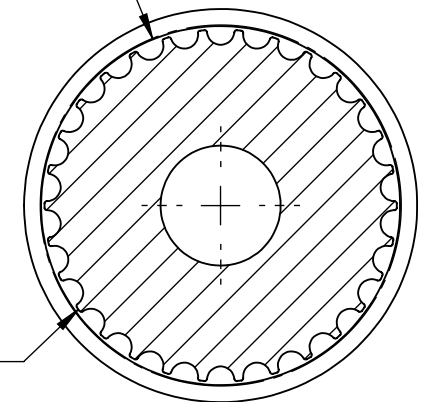


Ø 15.9
[0.63]
BORE



Ø 47.8
[1.88]
PITCH DIA.



5M PITCH

SECTION A-A

HARDWARE INCLUDED	
TYPE	QTY
M5-0.8 SET SCREW	2

TIMING PULLEY, 5M, 30 TOOTH

A30-5M15-SS-0625

AutomationDirect.com
1-800-633-0405



3rd
ANGLE

NOT TO
SCALE

PART DIMENSIONS MAY DIFFER SLIGHTLY
DUE TO MANUFACTURER'S VARIANCES

METRIC UNITS USED
FOR PART DESIGN

UNLESS OTHERWISE
SPECIFIED UNITS ARE:

mm
[inch]

LATEST VERSION
3/27/2024

SHEET 1 OF 1