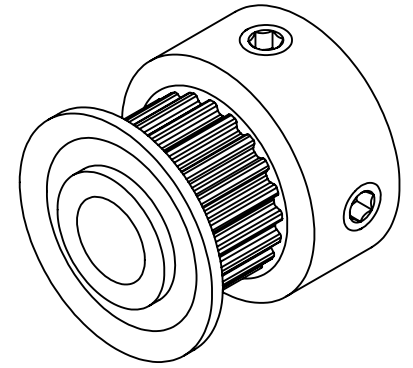
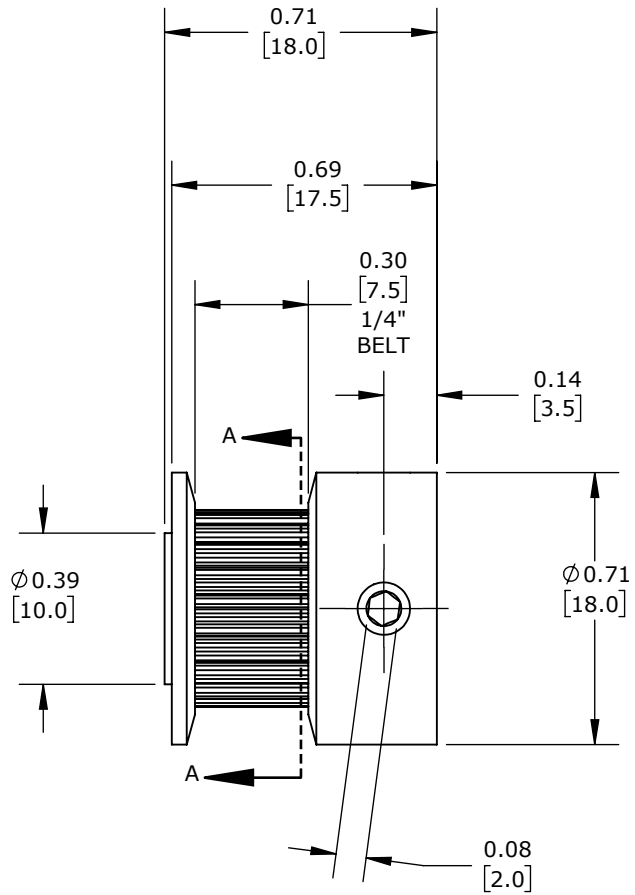
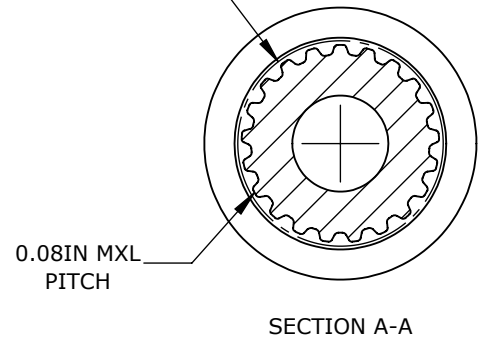


Ø 0.25
[6.4]
BORE



Ø 0.54
[13.6]
PITCH DIA.



0.08IN MXL
PITCH

SECTION A-A

HARDWARE INCLUDED	
TYPE	QTY
M4-0.7 SET SCREW	2

TIMING PULLEY, MXL 21 TOOTH

A21-MXL025-B0250

AutomationDirect.com
1-800-633-0405

	3rd ANGLE	NOT TO SCALE	PART DIMENSIONS MAY DIFFER SLIGHTLY DUE TO MANUFACTURER'S VARIANCES	INCH UNITS USED FOR PART DESIGN	UNLESS OTHERWISE SPECIFIED UNITS ARE:	inch [mm]	LATEST VERSION 3/27/2024	SHEET 1 OF 1
--	--------------	-----------------	--	------------------------------------	--	--------------	-----------------------------	--------------