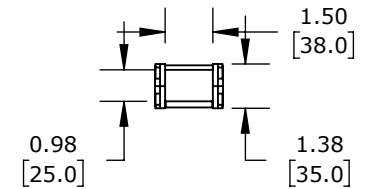
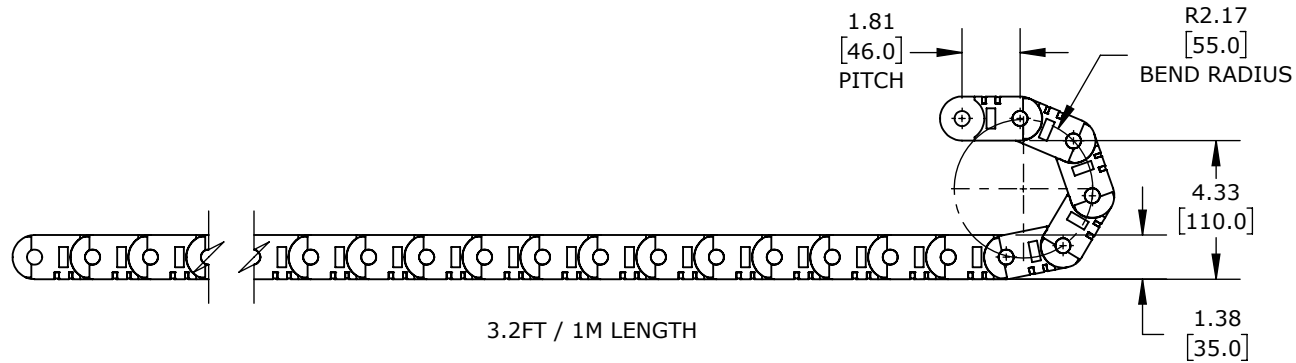
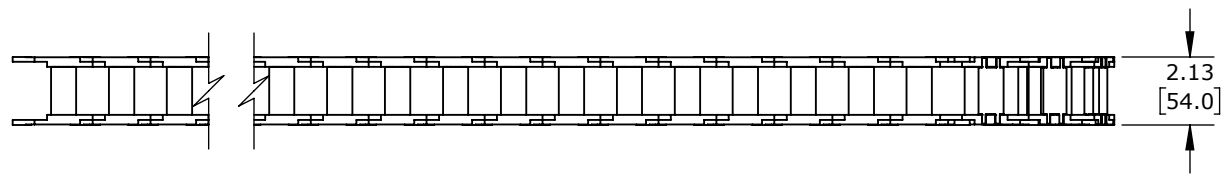


ISOMETRIC VIEW



# IGUS 2500 CABLE DRAG CHAIN

2500-03-055

AutomationDirect.com  
1-800-633-0405

3rd ANGLE	NOT TO SCALE	PART DIMENSIONS MAY DIFFER SLIGHTLY DUE TO MANUFACTURER'S VARIANCES	INCH UNITS USED FOR PART DESIGN	UNLESS OTHERWISE SPECIFIED UNITS ARE:	inch [mm]	MODEL REV.	ANY	DRAWING DATE 5/20/2025	SHEET 1 OF 1
--------------	-----------------	--	------------------------------------	--	--------------	---------------	-----	---------------------------	--------------