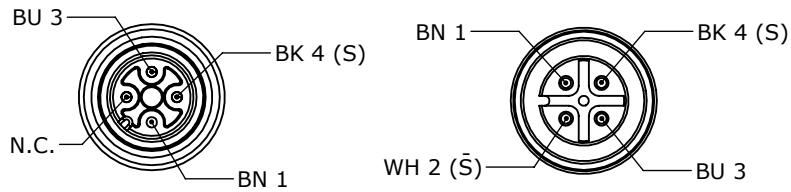


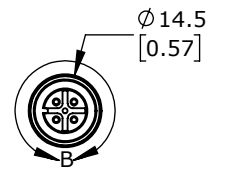
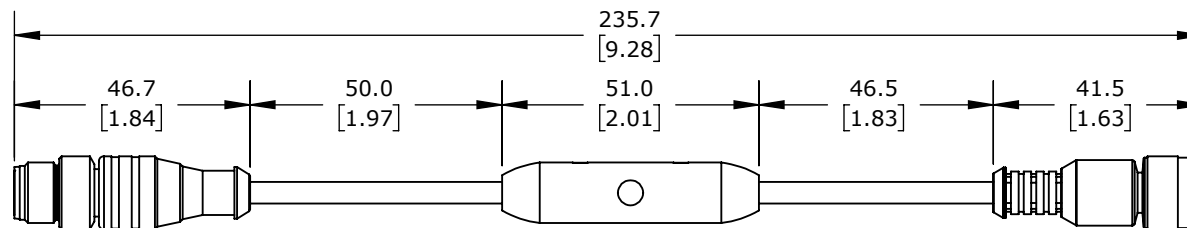
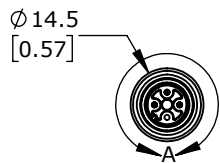
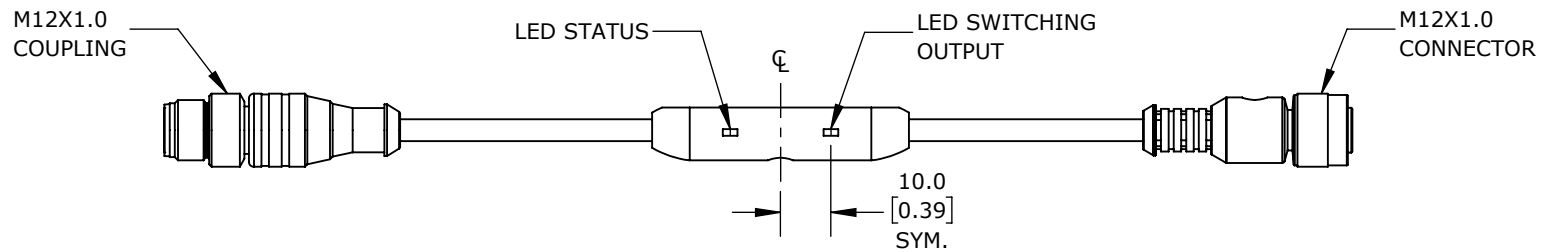
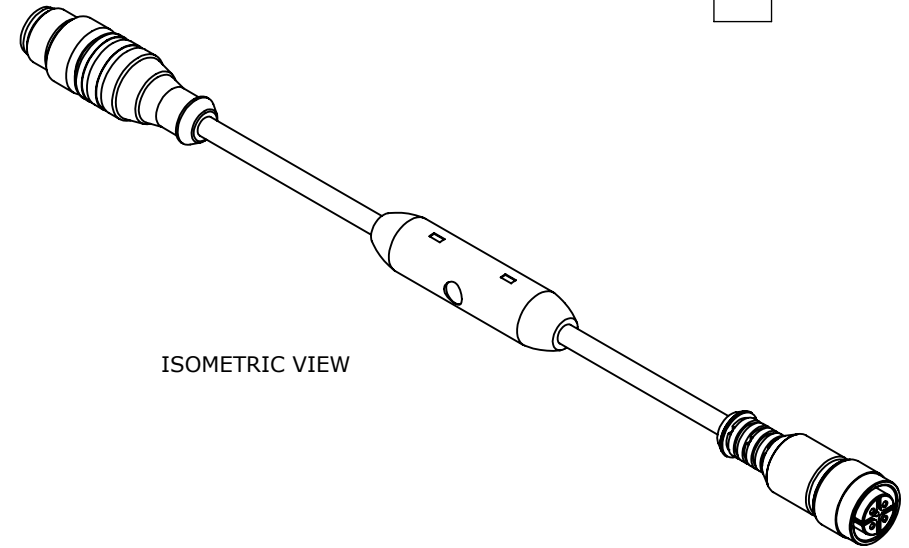
BK = BLACK BN = BROWN BU = BLUE WH = WHITE



DETAIL A
SCALE 2 : 1.5

DETAIL B
SCALE 2 : 1.5

ISOMETRIC VIEW



di-soric SENSOR SIGNAL CONVERTERS

202854

AutomationDirect.com
1-800-633-0405

3rd ANGLE	NOT TO SCALE	PART DIMENSIONS MAY DIFFER SLIGHTLY DUE TO MANUFACTURER'S VARIANCES	METRIC UNITS USED FOR PART DESIGN	UNLESS OTHERWISE SPECIFIED UNITS ARE: mm [inch]	MODEL REV. --	DRAWING DATE 11/6/2025	SHEET 1 OF 1
-----------	--------------	---	-----------------------------------	--	----------------------	---------------------------	--------------