


## **PATLITE®** Slim Design LED Signal Towers



### MES-A and ME-A 25mm Super Slim Signal Towers

These rust-free aluminum body signal towers are designed to be direct mounted. LED module lenses are clear and change color when activated. The super slim design is ideal for tight spaces.



### ***MPS and MP 30mm Signal Towers***

These LED towers offer superior impact and heat resistance and have an ABS resin main body. They are designed for direct mounting and have a double insulation for enhanced durability and safety.



### LR4 40mm Signal Towers


The LR4 Series feature low maintenance and energy efficiency using LED technology.



### LS7 70mm Signal Towers

The LS7 Series feature a smooth body surface that reduces adhesion of water and dust. There are no exposed screws, shafts or other metals making these signal towers adaptable in many environments. This model is suitable for high pressure and high temperature wash down environments. An available model with a buzzer has a sound frequency that cuts through loud environments.

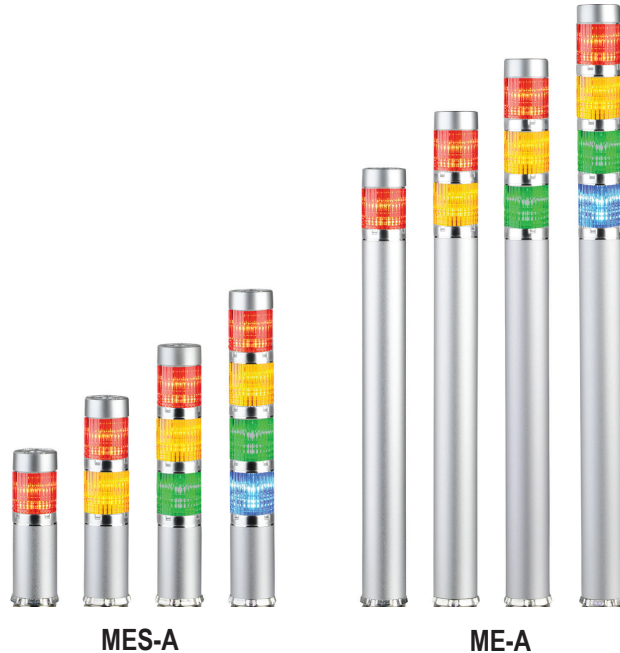
## Accessories



# PATLITE® 25mm LED Signal Towers

## Features

- Slim aluminum body is ideal for small devices
- Prism-cut lens design for enhanced visibility from any direction
- Impact and heat resistant polycarbonate resin lens for superior durability and light transmission
- High intensity illumination design
- Direct mount installation with a single hole
- Interchangeable modules do not need re-wiring, even after installation
- Corrosion resistant anodized aluminum body
- UL recognized File No. E215660
- NPN models IP42; PNP models IP65



MES-A

ME-A

25mm LED Signal Towers Selection									
Part Number	Price	Drawing Link	Modules		Polarity	Light Function	Wiring	Body Style	Mounting
			#	LED					
<a href="#">MES-102A-R</a>	\$103.00	<a href="#">PDF</a>	1	Red	NPN	Continuous light	460mm pigtail	Short body	Direct mount installation
<a href="#">MES-202A-RG</a>	\$139.00	<a href="#">PDF</a>	2	Red, Green					
<a href="#">MES-302A-RYG</a>	\$163.00	<a href="#">PDF</a>	3	Red, Amber, Green					
<a href="#">MES-402A-RYGB</a>	\$196.00	<a href="#">PDF</a>	4	Red, Amber, Green, Blue					
<a href="#">MES-102P-R</a>	\$103.00	<a href="#">PDF</a>	1	Red	PNP				
<a href="#">MES-202P-RG</a>	\$128.00	<a href="#">PDF</a>	2	Red, Green					
<a href="#">MES-302P-RYG</a>	\$168.00	<a href="#">PDF</a>	3	Red, Amber, Green					
<a href="#">MES-402P-RYGB</a>	\$196.00	<a href="#">PDF</a>	4	Red, Amber, Green, Blue					
<a href="#">ME-102A-R</a>	\$103.00	<a href="#">PDF</a>	1	Red	NPN	Continuous light	300mm pigtail	Standard body	
<a href="#">ME-202A-RG</a>	\$139.00	<a href="#">PDF</a>	2	Red, Green					
<a href="#">ME-302A-RYG</a>	\$174.00	<a href="#">PDF</a>	3	Red, Amber, Green					
<a href="#">ME-402A-RYGB</a>	\$206.00	<a href="#">PDF</a>	4	Red, Amber, Green, Blue					
<a href="#">ME-102P-R</a>	\$103.00	<a href="#">PDF</a>	1	Red	PNP				
<a href="#">ME-202P-RG</a>	\$139.00	<a href="#">PDF</a>	2	Red, Green					
<a href="#">ME-302P-RYG</a>	\$174.00	<a href="#">PDF</a>	3	Red, Amber, Green					
<a href="#">ME-402P-RYGB</a>	\$206.00	<a href="#">PDF</a>	4	Red, Amber, Green, Blue					

Note: Please see the accessories section of this section for optional and/or replacement components.  
Colors in order from left to right.

# PATLITE® 25mm LED Signal Towers

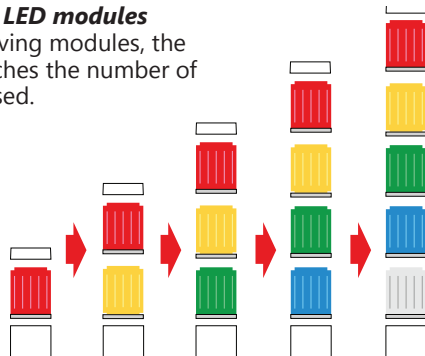
## Specifications

25mm LED Signal Towers Technical Specifications											
# of Tiers	Part Number	Rated Voltage		Operating Voltage		Power Consumption		Weight g [oz]			
1	<a href="#">MES-102A-R</a>	24VDC		±10%		0.6 W		120 [4.23]			
	<a href="#">MES-102P-R</a>										
	<a href="#">ME-102A-R</a>							220 [7.76]			
	<a href="#">ME-102P-R</a>										
2	<a href="#">MES-202A-RG</a>					1.1 W		130 [4.59]			
	<a href="#">MES-202P-RG</a>										
	<a href="#">ME-202A-RG</a>							230 [8.11]			
	<a href="#">ME-202P-RG</a>										
3	<a href="#">MES-302A-RYG</a>					1.7 W		140 [4.94]			
	<a href="#">MES-302P-RYG</a>										
	<a href="#">ME-302A-RYG</a>							240 [8.47]			
	<a href="#">ME-302P-RYG</a>										
4	<a href="#">MES-402A-RYGB</a>					2.3 W		150 [5.29]			
	<a href="#">MES-402P-RYGB</a>										
	<a href="#">ME-402A-RYGB</a>							250 [8.82]			
	<a href="#">ME-402P-RYGB</a>										
Signal wire current (Rated Current Consumption)		LED Unit		Red		Amber		Green		Blue	
				NPN	PNP	NPN	PNP	NPN	PNP	NPN	PNP
		Typical		25.2 mA		25.2 mA		13.3 mA	20.3 mA	13.3 mA	20.5 mA
		Max		30.2 mA	27.2 mA	29.2 mA	17.0 mA	23.8 mA	17.0 mA	27.0 mA	
Luminosity		>1300 mcd	>350 mcd	>800 mcd	>700 mcd	>1100 mcd	>500 mcd	>500 mcd	>250 mcd		
Wire Size		22AWG									
Operating ambient temperature		-10 to +55°C [+14 to +133°F]									
Operating ambient humidity		Less than 90% (no condensation)									
Vibration resistance		19.6 m/s² @ 30Hz									
Insulation resistance		More than 1MΩ at 500VDC between the terminals and the chassis									
Withstand voltage		500VAC applied for 1 min between terminals and chassis without breaking insulation									
Ingress protection rating		PNP models IP65, NPN models IP42									
Conformity standards *		UL 508, CSA-C22.2 No.14, RoHs Directive (EN 50581)									

\*To obtain the most current agency approval information, see the Agency Approval Checklist section on the specific part number's web page.

### Easily add or replace LED modules

When adding or removing modules, the center screw that matches the number of tiers has to be purchased.



### Interchangeable LED Modules

Color sequence is changeable by adding or removing up to 5 color modules even after installation.

**NOTE:** LED modules of the same color within a signal tower will light up simultaneously.

### Wiring does not change

The LED module colors correspond to the wiring, so re-wiring is not necessary.



# **PATLITE®** 25mm LED Signal Towers

## Accessories

Accessories for 25mm Signal Towers			
Part Number	Price	Drawing Link	Description
<a href="#"><u>B72100223-1F1</u></a>	\$37.50	<a href="#"><u>PDF</u></a>	Red NPN LED module
<a href="#"><u>B72100223-2F1</u></a>	\$37.50	<a href="#"><u>PDF</u></a>	Amber NPN LED module
<a href="#"><u>B72100115-3F1</u></a>	\$37.50	<a href="#"><u>PDF</u></a>	Green NPN LED module
<a href="#"><u>B72100115-4F1</u></a>	\$37.50	<a href="#"><u>PDF</u></a>	Blue NPN LED module
<a href="#"><u>B72100115-7F1</u></a>	\$37.50	<a href="#"><u>PDF</u></a>	Clear/white NPN LED module
<a href="#"><u>B72100226-1F1</u></a>	\$45.50	<a href="#"><u>PDF</u></a>	Red PNP LED module
<a href="#"><u>B72100226-2F1</u></a>	\$45.50	<a href="#"><u>PDF</u></a>	Amber PNP LED module
<a href="#"><u>B72100135-3F1</u></a>	\$45.50	<a href="#"><u>PDF</u></a>	Green PNP LED module
<a href="#"><u>B72100135-4F1</u></a>	\$45.50	<a href="#"><u>PDF</u></a>	Blue PNP LED module
<a href="#"><u>B72100135-7F1</u></a>	\$45.50	<a href="#"><u>PDF</u></a>	Clear/white PNP LED module
<a href="#"><u>S33552110-0346F1</u></a>	\$6.50	N/A	1-tier center screw, zinc plated steel
<a href="#"><u>S33552110-0376F1</u></a>	\$8.00	N/A	2-tier center screw, zinc plated steel
<a href="#"><u>S33552110-03108F1</u></a>	\$8.00	N/A	3-tier center screw, zinc plated steel
<a href="#"><u>S33552110-03138F1</u></a>	\$8.00	N/A	4-tier center screw, zinc plated steel
<a href="#"><u>B32310020-F1</u></a>	\$10.50	<a href="#"><u>PDF</u></a>	25mm diameter cap, ABS plastic




**B72100223, B72100115**



**B72100226, B72100135**



**S33552110**



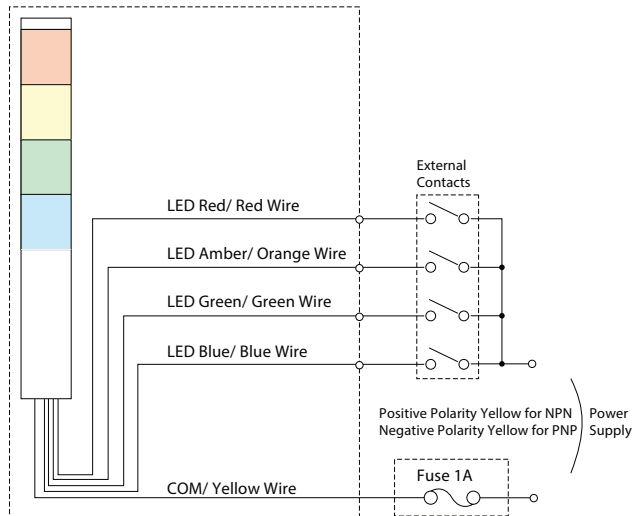
**[B32310020-F1](#)**



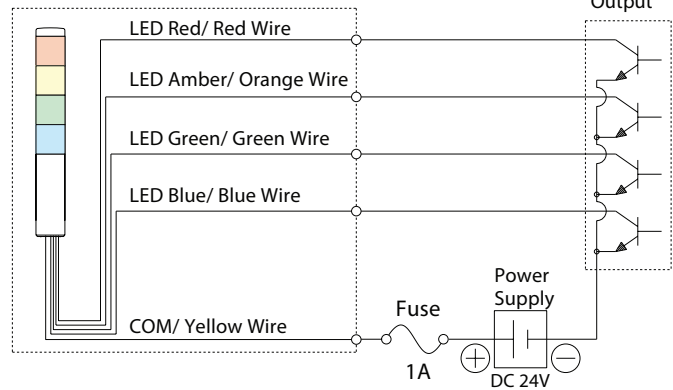
# PATLITE® 25mm LED Signal Towers

## Wiring

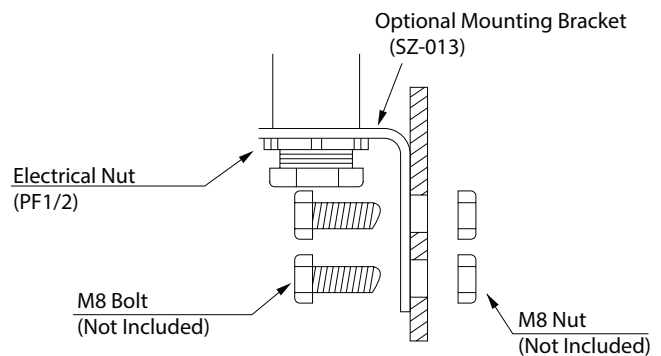
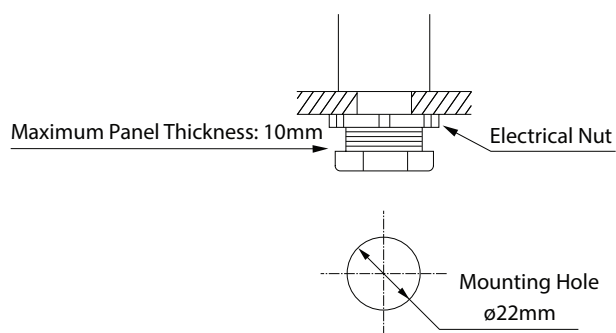
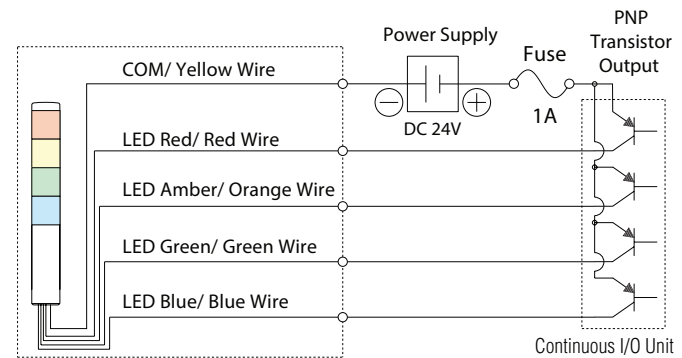
### ME/MES Contact/Switch



### ME/MES NPN Transistor




### ME/MES PNP Transistor



# PATLITE® 30mm LED Signal Towers

## Features

- Prism-cut lens design for enhanced visibility from any direction
- Double-insulated construction for enhanced durability and safety in the work environment.
- Direct mount installation with just a single hole.
- Interchangeable modules do not need re-wiring, even after installation
- Main body is constructed of superior impact and heat resistant ABS resin (not recommended for outdoor use).
- Lens is made of superior weather resistant and light translucent AS resin.
- Optional MP-B buzzer available. Please see accessories section for ordering information.
- UL recognized File No. E215660
- IP65 ingress protection rating



MPS

MP

30mm LED Signal Towers Selection										
Part Number	Price	Drawing Link	Modules			Polarity	Light Function	Wiring	Body Style	Mounting
			#	LED						
<a href="#">MPS-102-R</a>	\$103.00	<a href="#">PDF</a>	1	Red	-	NPN/PNP	Continuous light	1000mm pigtail	Short body	Direct mount installation
<a href="#">MPS-202-RG</a>	\$135.00	<a href="#">PDF</a>	2	Red, Green						
<a href="#">MPS-302-RYG</a>	\$169.00	<a href="#">PDF</a>	3	Red, Amber, Green						
<a href="#">MPS-402-RYGB</a>	\$201.00	<a href="#">PDF</a>	4	Red, Amber, Green, Blue						
<a href="#">MPS-102-RZ</a>	\$103.00	<a href="#">PDF</a>	1	Red	Clear lens					
<a href="#">MPS-202-RGZ</a>	\$141.00	<a href="#">PDF</a>	2	Red, Green						
<a href="#">MPS-302-RYGZ</a>	\$174.00	<a href="#">PDF</a>	3	Red, Amber, Green						
<a href="#">MPS-402-RYGBZ</a>	\$206.00	<a href="#">PDF</a>	4	Red, Amber, Green, Blue						
<a href="#">MPS-102C-R</a>	\$103.00	<a href="#">PDF</a>	1	Red	-					
<a href="#">MPS-202C-RG</a>	\$128.00	<a href="#">PDF</a>	2	Red, Green						
<a href="#">MPS-302C-RYG</a>	\$168.00	<a href="#">PDF</a>	3	Red, Amber, Green						
<a href="#">MP-102-R</a>	\$103.00	<a href="#">PDF</a>	1	Red						
<a href="#">MP-202-RG</a>	\$143.00	<a href="#">PDF</a>	2	Red, Green	-					
<a href="#">MP-302-RYG</a>	\$168.00	<a href="#">PDF</a>	3	Red, Amber, Green						
<a href="#">MP-402-RYGB</a>	\$204.00	<a href="#">PDF</a>	4	Red, Amber, Green, Blue						
<a href="#">MP-102-RZ</a>	\$111.00	<a href="#">PDF</a>	1	Red						
<a href="#">MP-202-RGZ</a>	\$143.00	<a href="#">PDF</a>	2	Red, Green	Clear lens					
<a href="#">MP-302-RYGZ</a>	\$180.00	<a href="#">PDF</a>	3	Red, Amber, Green						
<a href="#">MP-402-RYGBZ</a>	\$208.00	<a href="#">PDF</a>	4	Red, Amber, Green, Blue						
<a href="#">MP-102C-R</a>	\$103.00	<a href="#">PDF</a>	1	Red						
<a href="#">MP-202C-RG</a>	\$143.00	<a href="#">PDF</a>	2	Red, Green	-					
<a href="#">MP-302C-RYG</a>	\$175.00	<a href="#">PDF</a>	3	Red, Amber, Green						

Note: Please see the accessories section of this section for optional and/or replacement components.  
Colors in order from left to right.

# PATLITE® 30mm LED Signal Towers

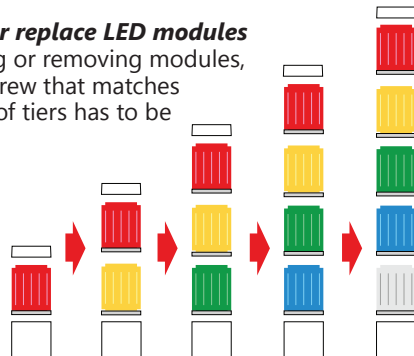
## Specifications

30mm LED Signal Towers Technical Specifications						
# of Tiers	Part Number	Rated Voltage	Operating Voltage	Power Consumption	Weight g [oz]	
1	<a href="#">MPS-102-R</a>	24V AC/DC	±10%	0.7 W	110 [3.88]	
	<a href="#">MPS-102-RZ</a>					
	<a href="#">MPS-102C-R</a>	24VDC			210 [7.41]	
	<a href="#">MP-102-R</a>	24V AC/DC				
	<a href="#">MP-102-RZ</a>					
	<a href="#">MP-102C-R</a>	24VDC				
2	<a href="#">MPS-202-RG</a>	24V AC/DC		±10%	1.4 W	130 [4.59]
	<a href="#">MPS-202-RGZ</a>					
	<a href="#">MPS-202C-RG</a>	24VDC				230 [8.11]
	<a href="#">MP-202-RG</a>	24V AC/DC				
	<a href="#">MP-202-RGZ</a>					
	<a href="#">MP-202C-RG</a>	24VDC				
3	<a href="#">MPS-302-RYG</a>	24V AC/DC		±10%	2.0 W	150 [5.29]
	<a href="#">MPS-302-RYGZ</a>					
	<a href="#">MPS-302C-RYG</a>	24VDC				250 [8.82]
	<a href="#">MP-302-RYG</a>	24V AC/DC				
	<a href="#">MP-302-RYGZ</a>					
	<a href="#">MP-302C-RYG</a>	24VDC				
4	<a href="#">MPS-402-RYGB</a>	24V AC/DC		±10%	2.6 W	170 [6.0]
	<a href="#">MPS-402-RYGBZ</a>					
	<a href="#">MP-402-RYGB</a>					270 [9.52]
	<a href="#">MP-402-RYGBZ</a>					
Signal wire current (Rated Current Consumption)	LED Unit	Red	Amber		Green	Blue
	Typical	29.0 mA	29.5 mA		17.1 mA	17.1 mA
	Max	32.7 mA	34.5 mA	21.4 mA	21.4 mA	
Luminosity		550mcd	650mcd	1900mcd	700mcd	
Wire Size		22AWG				
Operating ambient temperature		-30 to +60°C [-22 to +140°F]				
Operating ambient humidity		Less than 90% (no condensation)				
Vibration resistance		19.6 m/s² @ 30Hz				
Insulation resistance		More than 1MΩ at 500VDC between the terminals and the chassis				
Withstand voltage		500VAC applied for 1 min between terminals and chassis without breaking insulation				
Ingress protection rating		IP65 (IEC 60529)				
Conformity standards *		UL 508, CSA-C22.2 No.14, RoHs Directive (EN 50581)				

\* To obtain the most current agency approval information, see the Agency Approval Checklist section on the specific part number's web page.

### Easily add or replace LED modules

When adding or removing modules, the center screw that matches the number of tiers has to be purchased.




### Interchangeable LED Modules

Color sequence is changeable by adding or removing up to 5 color modules even after installation.

**NOTE:** LED modules of the same color within a signal tower will light up simultaneously.

### Wiring does not change

The LED module colors correspond to the wiring, so re-wiring is not necessary.



# PATLITE® 30mm LED Signal Towers

## Accessories

Accessories for Patlite® 30mm Signal Towers			
Part Number	Price	Drawing Link	Description
<b><u>MP-B</u></b>	\$77.00	<a href="#">PDF</a>	80dB @ 1 meter / 3,000Hz add-on alarm; activated by red module
<b><u>B72100182-1F1</u></b>	\$45.50	<a href="#">PDF</a>	Red LED module
<b><u>B72100182-2F1</u></b>	\$45.50	<a href="#">PDF</a>	Amber LED module
<b><u>B72100182-3F1</u></b>	\$45.50	<a href="#">PDF</a>	Green LED module
<b><u>B72100182-4F1</u></b>	\$45.50	<a href="#">PDF</a>	Blue LED module
<b><u>B72100182-7F1</u></b>	\$45.50	<a href="#">PDF</a>	Clear/white LED module
<b><u>B72100192-1F1</u></b>	\$45.50	<a href="#">PDF</a>	Red LED module with clear lens
<b><u>B72100192-2F1</u></b>	\$45.50	<a href="#">PDF</a>	Amber LED module with clear lens
<b><u>B72100192-3F1</u></b>	\$45.50	<a href="#">PDF</a>	Green LED module with clear lens
<b><u>B72100192-4F1</u></b>	\$45.50	<a href="#">PDF</a>	Blue LED module with clear lens
<b><u>S33552120-0355F1</u></b>	\$6.50	N/A	1-tier center screw, zinc plated steel
<b><u>S33552120-0390F1</u></b>	\$6.50	N/A	2-tier center screw, zinc plated steel
<b><u>S33552120-03125F1</u></b>	\$8.00	N/A	3-tier center screw, zinc plated steel
<b><u>S33552120-03160F1</u></b>	\$8.00	N/A	4-tier center screw, zinc plated steel
<b><u>B25110032-F1</u></b>	\$8.00	N/A	LED module o-ring, silicone
<b><u>SZ-904</u></b>	\$20.00	<a href="#">PDF</a>	22mm to 3/4"FNPT adapter, aluminum
<b><u>SZ-150</u></b>	\$25.50	<a href="#">PDF</a>	220mm extension pole, ABS plastic
<b><u>B32310025-F1</u></b>	\$10.50	<a href="#">PDF</a>	30mm diameter cap, ABS plastic



**MP-B**



**B72100xxx-xF1**




**SZ-150**



**SZ-904**



**S33552120-03xxxxx**



**B32310025-F1**

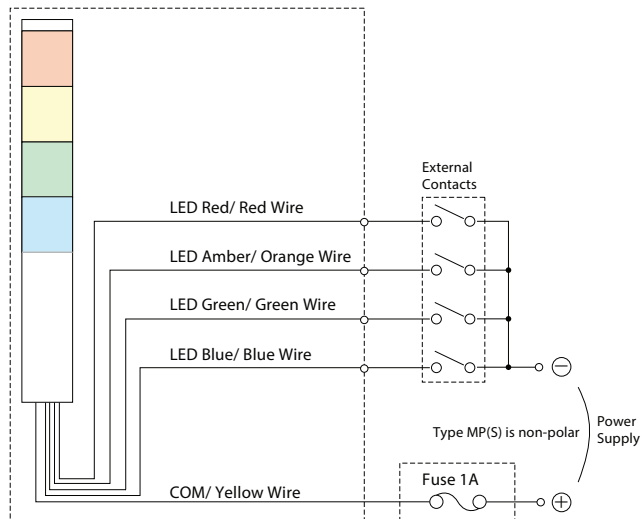


**B25110032-F1**

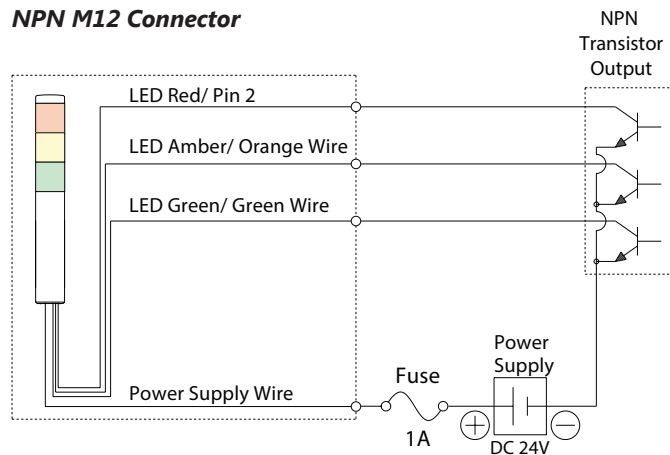
# **PATLITE®** 30mm LED Signal Towers

## Wiring

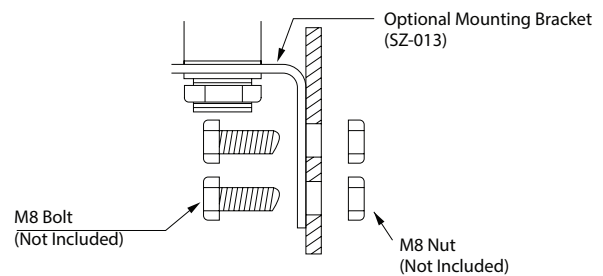
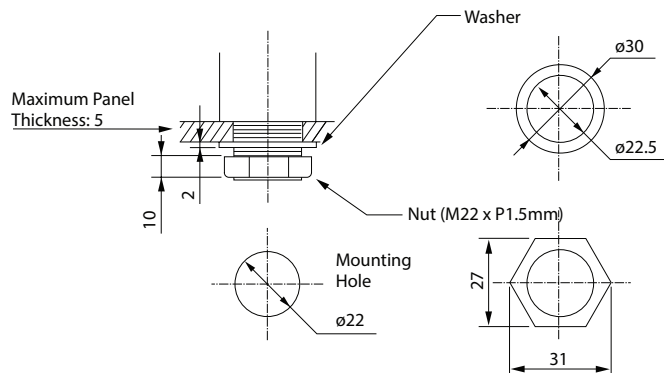
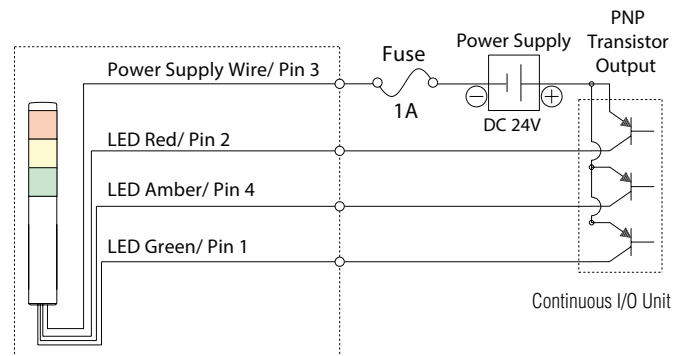
### Contact/Switch



### NPN M12 Connector



### PNP M12 Connector





# PATLITE® LR4 40mm LED Signal Towers

## Features

- Prism-cut lens design for enhanced visibility from any direction
- Optional alarm module with selectable sound patterns
- Adjustable volume with a maximum of 85dB (at 1m)
- Direct or pole mount installation
- Color-coordinated wiring corresponding to the lens color for quick wiring and verification
- Interchangeable LED modules require no re-wiring, even after installation
- Main body is constructed of superior impact and heat-resistant polycarbonate resin
- Lens is made of superior impact-resistant and light-translucent polycarbonate resin
- Conforms to the CE requirements
- UL Recognized Components (File No. E215660)
- NEMA Type 4X/13



### LR4 40mm LED Signal Towers Selection

LR4 40mm LED Signal Towers Selection									
Part Number	Price	Drawing Link	Modules		Function	Wiring	Mounting		
			#	LED					
<a href="#">LR4-202LJBW-RG</a>	\$143.00	<a href="#">PDF</a>	2	Red, Green	Continuous, flashing, or alarm	1000mm pigtail	300mm pole mount with L bracket		
<a href="#">LR4-2M2LJBW-RG</a>	\$196.00	<a href="#">PDF</a>		Red, Green					
<a href="#">LR4-302LJBW-RYG</a>	\$164.00	<a href="#">PDF</a>	3	Red, Amber, Green					
<a href="#">LR4-3M2LJBW-RYG</a>	\$213.00	<a href="#">PDF</a>		Red, Amber, Green					
<a href="#">LR4-402LJBW-RYGB</a>	\$189.00	<a href="#">PDF</a>	4	Red, Amber, Green, Blue					
<a href="#">LR4-4M2LJBW-RYGB</a>	\$248.00	<a href="#">PDF</a>		Red, Amber, Green, Blue					
<a href="#">LR4-202LJNW-RG</a>	\$94.00	<a href="#">PDF</a>	2	Red, Green	Continuous only			1300mm pigtail	Direct mount
<a href="#">LR4-2M2LJNW-RG</a>	\$151.00	<a href="#">PDF</a>		Red, Green					
<a href="#">LR4-302LJNW-RYG</a>	\$120.00	<a href="#">PDF</a>	3	Red, Amber, Green					
<a href="#">LR4-3M2LJNW-RYG</a>	\$173.00	<a href="#">PDF</a>		Red, Amber, Green					
<a href="#">LR4-402LJNW-RYGB</a>	\$151.00	<a href="#">PDF</a>	4	Red, Amber, Green, Blue					
<a href="#">LR4-4M2LJNW-RYGB</a>	\$201.00	<a href="#">PDF</a>		Red, Amber, Green, Blue					
<a href="#">LR4-202WJNW-RG</a>	\$83.00	<a href="#">PDF</a>	2	Red, Green	Continuous only	1300mm pigtail	Direct mount		
<a href="#">LR4-2M2WJNW-RG</a>	\$124.00	<a href="#">PDF</a>		Red, Green					
<a href="#">LR4-302WJNW-RYG</a>	\$100.00	<a href="#">PDF</a>	3	Red, Amber, Green					
<a href="#">LR4-3M2WJNW-RYG</a>	\$150.00	<a href="#">PDF</a>		Red, Amber, Green					
<a href="#">LR4-402WJNW-RYGB</a>	\$134.00	<a href="#">PDF</a>	4	Red, Amber, Green, Blue					
<a href="#">LR4-4M2WJNW-RYGB</a>	\$189.00	<a href="#">PDF</a>		Red, Amber, Green, Blue					
<a href="#">LR4-202WJBW-RG</a>	\$120.00	<a href="#">PDF</a>	2	Red, Green	Continuous, flashing, or alarm			1300mm pigtail	Direct mount
<a href="#">LR4-2M2WJBW-RG</a>	\$173.00	<a href="#">PDF</a>		Red, Green					
<a href="#">LR4-302WJBW-RYG</a>	\$146.00	<a href="#">PDF</a>	3	Red, Amber, Green					
<a href="#">LR4-3M2WJBW-RYG</a>	\$196.00	<a href="#">PDF</a>		Red, Amber, Green					
<a href="#">LR4-402WJBW-RYGB</a>	\$173.00	<a href="#">PDF</a>	4	Red, Amber, Green, Blue					
<a href="#">LR4-4M2WJBW-RYGB</a>	\$213.00	<a href="#">PDF</a>		Red, Amber, Green, Blue					

Note: Please see the accessories section of this section for optional and/or replacement components.

# PATLITE® LR4 40mm LED Signal Towers

## Specifications

LR4 40mm LED Signal Towers Technical Specifications					
# of Tiers	Part Number	Rated Voltage	Operating Voltage	Power Consumption (per module)	Weight g [oz]
2	<a href="#">LR4-202LJBW-RG</a>	24VDC	±10%	Typical: 1W Maximum: 1.3W	495 [17.5]
	<a href="#">LR4-202LJNW-RG</a>				460 [16.2]
	<a href="#">LR4-202WJNW-RG</a>				170 [6.0]
	<a href="#">LR4-202WJBW-RG</a>				205 [7.2]
	<a href="#">LR4-2M2LJBW-RG</a>	100-240 VAC	90-250 VAC	Typical: 1.5W Maximum: 1.8W	575 [20.3]
	<a href="#">LR4-2M2LJNW-RG</a>				540 [19.0]
	<a href="#">LR4-2M2WJNW-RG</a>				250 [8.8]
	<a href="#">LR4-2M2WJBW-RG</a>				285 [10.1]
3	<a href="#">LR4-302LJBW-RYG</a>	24VDC	±10%	Typical: 1W Maximum: 1.3W	495 [17.5]
	<a href="#">LR4-302LJNW-RYG</a>				460 [16.2]
	<a href="#">LR4-302WJNW-RYG</a>				170 [6.0]
	<a href="#">LR4-302WJBW-RYG</a>				205 [7.2]
	<a href="#">LR4-3M2LJBW-RYG</a>	100-240 VAC	90-250 VAC	Typical: 1.5W Maximum: 1.8W	575 [20.3]
	<a href="#">LR4-3M2LJNW-RYG</a>				540 [19.0]
	<a href="#">LR4-3M2WJNW-RYG</a>				250 [8.8]
	<a href="#">LR4-3M2WJBW-RYG</a>				285 [10.1]
4	<a href="#">LR4-402LJBW-RYGB</a>	24VDC	±10%	Typical: 1W Maximum: 1.3W	495 [17.5]
	<a href="#">LR4-402LJNW-RYGB</a>				460 [16.2]
	<a href="#">LR4-402WJNW-RYGB</a>				170 [6.0]
	<a href="#">LR4-402WJBW-RYGB</a>				205 [7.2]
	<a href="#">LR4-4M2LJBW-RYGB</a>	100-240 VAC	90-250 VAC	Typical: 1.5W Maximum: 1.8W	575 [20.3]
	<a href="#">LR4-4M2LJNW-RYGB</a>				540 [19.0]
	<a href="#">LR4-4M2WJNW-RYGB</a>				250 [8.8]
	<a href="#">LR4-4M2WJBW-RYGB</a>				285 [10.1]
Signal wire current (Rated Current Consumption)	Typical	40mA			
	Max	45mA			
Wire sizes		AC: Signal wire 24AWG, power supply 18AWG DC: Signal wire 24AWG, power supply 24AWG			
Buzzer current/sound *		Typical current 40mA, max current 300mA / sound level 85dB at 1000-4032 Hz (dependent on setting)			
Flashing		60±2 flashes per minute			
Operating ambient temperature		-20°C to +50°C [-4°F to +122°F]			
Operating ambient humidity		Less than 90% (no condensation)			
Vibration resistance		20 m/s² @ 30Hz			
Insulation resistance		More than 1MΩ at 500VDC between live part and non-current carrying metallic part			
Withstand voltage		LR4: 500VAC applied for 1 min between live part and non-current carrying metallic part LR4-M2: 1500VAC applied for 1 min between live part and non-current carrying metallic part			
Ingress protection rating		IP54 for pole-mounted models; IP65 for direct mount; and NEMA type 4x and 13 for both			
Conformity standards **		UL 508, CSA-C22.2 No.14, RoHs Directive (EN 50581)			

\* Part numbers with a "B" in it (9th character (LRx-xxxxBx-xx)), have a buzzer. Part numbers with a "N" in it (9th character (LRx-xxxxNx-xx)) do not have a buzzer.

\*\* To obtain the most current agency approval information, see the Agency Approval Checklist section on the specific part number's web page.

# PATLITE® LR4 40mm LED Signal Towers

## Tower Modules

Modules for LR4 Tower Lights**					
Part Number	Price	Drawing Link	Description	Luminosity mcd	Weight g [oz]
<a href="#">LR4-E-R</a>	\$23.50	<a href="#">PDF</a>	Red LED module with red lens	2290	35 [1.23]
<a href="#">LR4-E-Y</a>	\$23.50	<a href="#">PDF</a>	Amber LED module with amber lens	5250	
<a href="#">LR4-E-G</a>	\$28.50	<a href="#">PDF</a>	Green LED module with green lens	5430	
<a href="#">LR4-E-B</a>	\$28.50	<a href="#">PDF</a>	Blue LED module with blue lens	1840	
<a href="#">LR4-E-C</a>	\$28.50	<a href="#">PDF</a>	White LED module with clear lens	8230	
<a href="#">LR4-E-RZ</a>	\$26.00	<a href="#">PDF</a>	Red LED module with clear lens	2290	
<a href="#">LR4-E-YZ</a>	\$26.00	<a href="#">PDF</a>	Amber LED module with clear lens	5250	
<a href="#">LR4-E-GZ</a>	\$31.00	<a href="#">PDF</a>	Green LED module with clear lens	5430	
<a href="#">LR4-E-BZ</a>	\$31.00	<a href="#">PDF</a>	Blue LED module with clear lens	1840	
<a href="#">LR4-BW</a>	\$32.50	<a href="#">PDF</a>	40mm Buzzer module*, Off-white	8230	

\* 85db at 1m, 4 selectable tones

\*\* LR4 tower light modules are not compatible with LCE series lights.



[LR4-E-R](#)

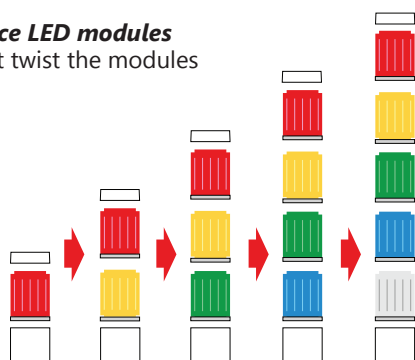


[LR4-E-xZ](#)



[LR4-BW](#)

**Easily add or replace LED modules**  
No tool needed, just twist the modules together.



### Interchangeable LED Modules

Color sequence is changeable by adding or removing up to 5 color modules even after installation.

**NOTE:** LED modules of the same color within a signal tower will light up simultaneously.

### Wiring does not change

The LED module colors correspond to the wiring, so re-wiring is not necessary.



# PATLITE® LR4 40mm LED Signal Towers

## Accessories

Accessories for LR4 Signal Towers*			
Part Number	Price	Drawing Link	Description
<a href="#"><u>B22210159-7F1</u></a>	\$20.00	<a href="#"><u>PDF</u></a>	Pole adapter, 40mm diameter. Head tapping screws, O-ring, and waterproof O-ring included. Off-white.
<a href="#"><u>B25110047-F1</u></a>	\$11.50	N/A	Waterproof o-ring replacement, silicone.
<a href="#"><u>B25110065-F1</u></a>	\$13.00	N/A	O-ring replacement, nitrile rubber.
<a href="#"><u>B32310070-7F1</u></a>	\$11.50	N/A	Cap replacement, polycarbonate plastic, off-white.
<a href="#"><u>LR4-02WJNW</u></a>	\$51.00	<a href="#"><u>PDF</u></a>	Body unit, 24VDC, 40mm diameter, direct mount. For use with 40mm terminal elements.
<a href="#"><u>LR4-M2WJNW</u></a>	\$73.00	<a href="#"><u>PDF</u></a>	Body unit, 100-240 VAC, 40mm diameter, direct mount. For use with 40mm terminal elements.
<a href="#"><u>POLE22-0100AN</u></a>	\$16.00	<a href="#"><u>PDF</u></a>	Mounting pole, 22mm diameter, 100mm length. For use with 40mm terminal elements.
<a href="#"><u>POLE22-0100AT</u></a>	\$20.00	<a href="#"><u>PDF</u></a>	Threaded mounting pole, 22mm diameter, 100mm length, 22mm thread. For use with 40mm terminal elements.
<a href="#"><u>POLE22-0300AN</u></a>	\$20.00	<a href="#"><u>PDF</u></a>	Mounting pole, 22mm diameter, 300mm length. For use with 40mm terminal elements.
<a href="#"><u>POLE22-0300AT</u></a>	\$26.50	<a href="#"><u>PDF</u></a>	Threaded mounting pole, 22mm diameter, 300mm length, 22mm thread. For use with 40mm terminal elements.
<a href="#"><u>POLE22-0500AN</u></a>	\$26.50	<a href="#"><u>PDF</u></a>	Mounting pole, 22mm diameter, 500mm length. For use with 40mm terminal elements.
<a href="#"><u>POLE22-0500AT</u></a>	\$32.50	<a href="#"><u>PDF</u></a>	Threaded mounting pole, 22mm diameter, 500mm length, 22mm thread. For use with 40mm terminal elements.
<a href="#"><u>POLE22-0800AN</u></a>	\$28.50	<a href="#"><u>PDF</u></a>	Mounting pole, 22mm diameter, 800mm length. For use with 40mm terminal elements.
<a href="#"><u>POLE22-0800AT</u></a>	\$37.50	<a href="#"><u>PDF</u></a>	Threaded mounting pole, 22mm diameter, 800mm length, 22mm thread. For use with 40mm terminal elements.
<a href="#"><u>POLE22-1000AN</u></a>	\$37.50	<a href="#"><u>PDF</u></a>	Mounting pole, 22mm diameter, 1000mm length. For use with 40mm terminal elements.
<a href="#"><u>POLE22-1000AT</u></a>	\$45.50	<a href="#"><u>PDF</u></a>	Threaded mounting pole, 22mm diameter, 1000mm length, 22mm thread. For use with 40mm terminal elements.
<a href="#"><u>SZK-001U</u></a>	\$25.50	<a href="#"><u>PDF</u></a>	Mounting bracket, side mount, aluminum, silver. For use with 40mm terminal elements.

\* LR4 tower light accessories are not compatible with LCE series lights.


Continued on next page



[B22210159-7F1](#)



[B32310070-7F1](#)



[B25110065-F1](#)



[LR4-02WJNW](#)



[POLE22-0300AT](#)



[SZK-001U](#)

# **PATLITE®** LR4 40mm LED Signal Towers

## Accessories, continued

Accessories for LR4 Signal Towers *			
Part Number	Price	Drawing Link	Description
<a href="#"><u>SZK-002W</u></a>	\$25.50	<a href="#"><u>PDF</u></a>	Mounting bracket, side mount, polycarbonate, off-white. For use with LR4 series direct mount.
<a href="#"><u>SZL-001</u></a>	\$8.00	<a href="#"><u>PDF</u></a>	L-shaped mounting bracket, side mount, steel, silver. For use with 40mm terminal elements.
<a href="#"><u>SZP-001W</u></a>	\$25.50	<a href="#"><u>PDF</u></a>	Mounting bracket, 70mm, flange mount, polycarbonate, off-white.
<a href="#"><u>SZP-002U</u></a>	\$25.50	<a href="#"><u>PDF</u></a>	Mounting bracket, 94mm flange mount, aluminum, silver. For use with 40mm terminal elements.
<a href="#"><u>SZP-003W</u></a>	\$13.00	<a href="#"><u>PDF</u></a>	Mounting bracket, 60mm, flange mount, polycarbonate, off-white.
<a href="#"><u>SZP-090U</u></a>	\$41.50	<a href="#"><u>PDF</u></a>	Threaded pole adapter, 40mm diameter, 1/2" FNPT thread, aluminum, silver. Three (3) steel screw-tapped nuts included.
<a href="#"><u>SZQ-001W</u></a>	\$20.00	<a href="#"><u>PDF</u></a>	Foldaway base, polycarbonate, off-white. For use with LR4 series direct mount 40mm terminal elements.

\* LR4 tower light accessories are not compatible with LCE series lights.



[SZK-002W](#)



[SZL-001](#)



[SZP-001W](#)



[SZP-002U](#)



[SZP-003W](#)



[SZP-090U](#)



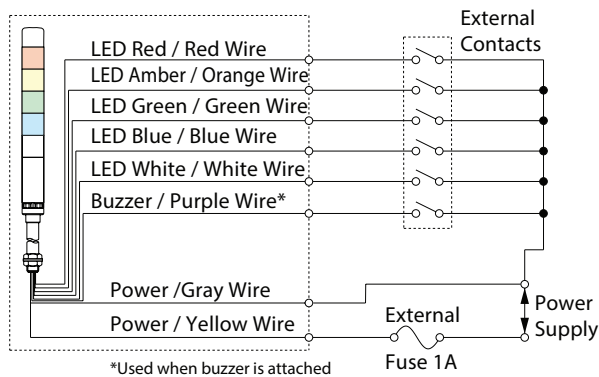
[SZQ-001W](#)



# PATLITE® LR4 40mm LED Signal Towers

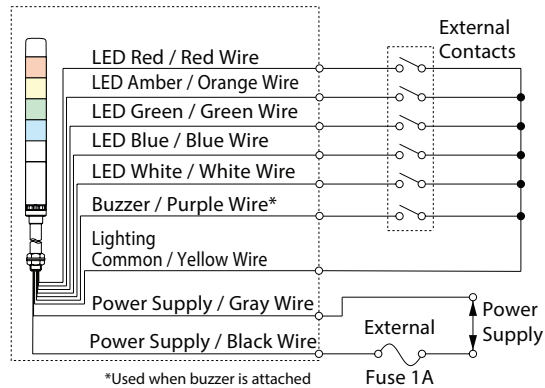
## Wiring

### 24VDC Lighting Type



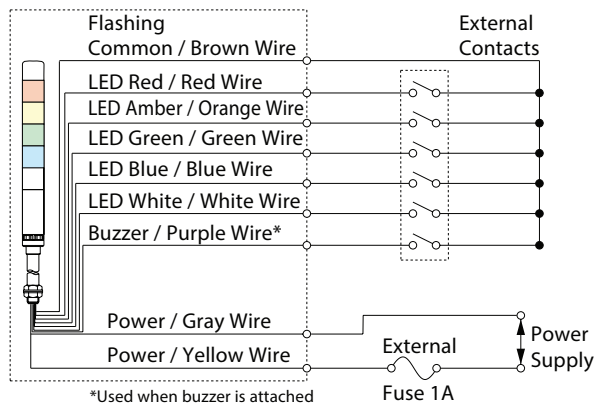
**LR4 model non-polar**

### AC 100 - 240V Lighting Type



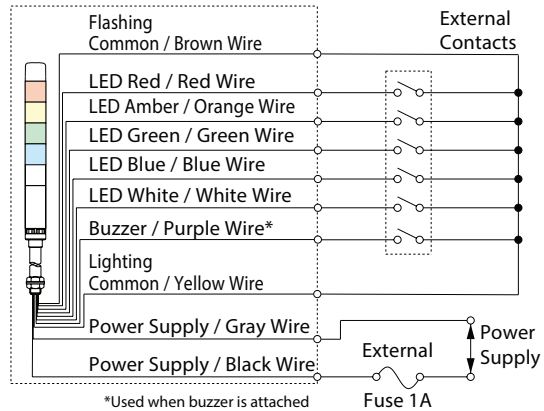
**LR4 model non-polar**

### 24VDC Flashing Type



**LR4 model non-polar**

### AC 100 - 240V Flashing Type



**LR4 model non-polar**

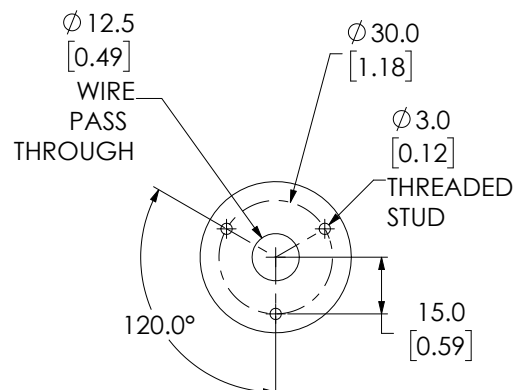
### Lead Wire Color Coordination

LED Unit Color	Lead Wire Color
Red	Red
Amber	Orange
Green	Green
Blue	Blue
Clear/white	White
Alarm Sounds	Lead Wire Color
Buzzer	Purple

### Signal Line Voltage and Current per LED Module

Model	Rated Voltage	Signal Voltage	LED	Alarm	
			Signal Line Current	Signal Line Current	Inrush Current
LR4	24V AC/DC	24VDC	40mA	40mA	700mA
LR4-M2	100-240 VAC	24VDC	40mA	40mA	700mA

### Mounting Pattern



# PATLITE® 70mm LED Signal Towers

## Features


- Smooth surfaced body
- Stackable design
- Shock-resistant polycarbonate body
- M12 connector quick disconnect
- Inner lens LED emits a more efficient light
- IP65 (buzzer models IP54; WC9 models IP69k)



LS7

70mm LED Signal Towers Selection							
Part Number	Price	Drawing Link	Lights		Body Color	Buzzer	Wiring
			#	Color			
<a href="#">LS7-302DWC-RYGNN</a>	\$180.00	<a href="#">PDF</a>	3	red, amber, green	Dark gray	—	M12 Connector
<a href="#">LS7-502DWC-RYGBC</a>	\$295.00	<a href="#">PDF</a>	5	red, amber, green, blue, white		—	
<a href="#">LS7-302DBWC-RYGNN</a>	\$233.00	<a href="#">PDF</a>	3	red, amber, green		Yes	
<a href="#">LS7-502DBWC-RYGBC</a>	\$345.00	<a href="#">PDF</a>	5	red, amber, green, blue, white	Off-white	—	
<a href="#">LS7-302WC-RYGNN</a>	\$180.00	<a href="#">PDF</a>	3	red, amber, green		—	
<a href="#">LS7-502WC-RYGBC</a>	\$295.00	<a href="#">PDF</a>	5	red, amber, green, blue, white		—	
<a href="#">LS7-302BWC-RYGNN</a>	\$233.00	<a href="#">PDF</a>	3	red, amber, green		Yes	
<a href="#">LS7-502BWC-RYGBC</a>	\$345.00	<a href="#">PDF</a>	5	red, amber, green, blue, white		Yes	
<a href="#">LS7-302DWC9-RYGNN</a>	\$360.00	<a href="#">PDF</a>	3	red, amber, green	Dark gray	—	
<a href="#">LS7-502DWC9-RYGBC</a>	\$469.00	<a href="#">PDF</a>	5	red, amber, green, blue, white		—	
<a href="#">LS7-302DBWC9-RYGNN</a>	\$417.00	<a href="#">PDF</a>	3	red, amber, green		Yes	
<a href="#">LS7-502DBWC9-RYGBC</a>	\$520.00	<a href="#">PDF</a>	5	red, amber, green, blue, white	Off-white	—	
<a href="#">LS7-302WC9-RYGNN</a>	\$365.00	<a href="#">PDF</a>	3	red, amber, green		—	
<a href="#">LS7-502WC9-RYGBC</a>	\$469.00	<a href="#">PDF</a>	5	red, amber, green, blue, white		—	
<a href="#">LS7-302BWC9-RYGNN</a>	\$403.00	<a href="#">PDF</a>	3	red, amber, green		Yes	
<a href="#">LS7-502BWC9-RYGBC</a>	\$509.00	<a href="#">PDF</a>	5	red, amber, green, blue, white		Yes	

Note: Please see the accessories section of this section for optional and/or replacement components.



Stackable construction, M12 quick disconnect

# PATLITE® 70mm LED Signal Towers

## Specifications

70mm LED Signal Towers Technical Specifications								
# of Tiers	Part Number		Rated Voltage	Maximum Sound Pressure	Body Color	Type	Weight g [oz]	
3	<a href="#">LS7-302DWC-RYGNN</a>		24VDC (±10%)	-	Dark gray	-	234 [8.25]	
	<a href="#">LS7-302WC-RYGNN</a>				Off-white			
	<a href="#">LS7-302DWC9-RYGNN</a>				Dark gray	High temperature, high pressure, wash down safe		
	<a href="#">LS7-302WC9-RYGNN</a>				Off-white			
	<a href="#">LS7-302DBWC-RYGNN</a>			buzzer 1 = 82dB @ 1M / 2000Hz	Dark gray	-	288 [10.16]	
	<a href="#">LS7-302BWC-RYGNN</a>				Off-white			
	<a href="#">LS7-302DBWC9-RYGNN</a>			buzzer 2 = 85dB @ 1M / 2000/3000 Hz	Dark gray	High temperature, high pressure, wash down safe		
	<a href="#">LS7-302BWC9-RYGNN</a>				Off-white			
5	<a href="#">LS7-502DWC-RYGBC</a>			-	Dark gray	-	286 [10.09]	
	<a href="#">LS7-502WC-RYGBC</a>				Off-white			
	<a href="#">LS7-502DWC9-RYGBC</a>				Dark gray	High temperature, high pressure, wash down safe		
	<a href="#">LS7-502WC9-RYGBC</a>				Off-white			
	<a href="#">LS7-502DBWC-RYGBC</a>				buzzer 1 = 82dB @ 1M / 2000Hz	Dark gray	-	352 [12.42]
	<a href="#">LS7-502BWC-RYGBC</a>					Off-white		
	<a href="#">LS7-502DBWC9-RYGBC</a>				buzzer 2 = 85dB @ 1M / 2000/3000 Hz	Dark gray	High temperature, high pressure, wash down safe	
	<a href="#">LS7-502BWC9-RYGBC</a>					Off-white		
Signal wire current (Rated Current Consumption)	LED Unit		Red	Amber	Green	Blue	White	
	Typical		20mA	30mA				
	Max		35mA	40mA				
Luminosity			>490mcd	>1140mcd	>940mcd	>195mcd	>1000mcd	
Buzzer Current Draw			40mA					
Operating ambient temperature			-30°C to +60°C [-22°F to +140°F]					
Operating ambient humidity			Less than 90% (no condensation)					
Vibration resistance			19.6 m/s² @ 30Hz					
Insulation resistance			More than 1MΩ at 500VDC between the terminals and the chassis					
Withstand voltage			500VAC applied for 1 min between terminals and chassis without breaking insulation					
Mass (tolerance ±10%)	3 Tiers		0.26 kg [0.57 lb]					
	5 Tiers		0.37 kg [0.82 lb]					
Ingress protection rating			Continuous illumination models: IP65 / Buzzer models: IP54 /WC9 models: IP69k					
Conformity standards *			UL 508, CSA-C22.2 No.14, RoHs Directive (EN 50581)					

\* To obtain the most current agency approval information, see the Agency Approval Checklist section on the specific part number's web page.

# **PATLITE®** 70mm LED Signal Towers

## Accessories

Accessories for Patlite® 70mm Signal Towers			
Part Number	Price	Drawing Link	Description
<a href="#"><u>SZ-100D</u></a>	\$34.50	<a href="#"><u>PDF</u></a>	150mm tall pedestal, dark gray
<a href="#"><u>SZ-110D</u></a>	\$43.50	<a href="#"><u>PDF</u></a>	Wall mount bracket, dark gray
<a href="#"><u>SZ-130D</u></a>	\$43.50	<a href="#"><u>PDF</u></a>	3-hole to 4-hole mounting adapter, dark gray
<a href="#"><u>SZ-100</u></a>	\$34.50	<a href="#"><u>PDF</u></a>	150mm tall pedestal, off-white
<a href="#"><u>SZ-110</u></a>	\$43.50	<a href="#"><u>PDF</u></a>	Wall mount bracket, off-white
<a href="#"><u>SZ-130</u></a>	\$43.50	<a href="#"><u>PDF</u></a>	3-hole to 4-hole mounting adapter, off-white
<a href="#"><u>B45110011-F1</u></a>	\$37.50	<a href="#"><u>PDF</u></a>	Outer cover, polycarbonate
<a href="#"><u>Z35721039-F1</u></a>	\$11.50	N/A	O-ring for outer cover, silicone
<a href="#"><u>Z35721038-056F1</u></a>	\$11.50	N/A	O-ring for base, silicone



[SZ-100D](#)



[SZ-100](#)



[SZ-110D](#)



[SZ-110](#)



[SZ-130D](#)



[SZ-130](#)



[Z35721039-F1](#)

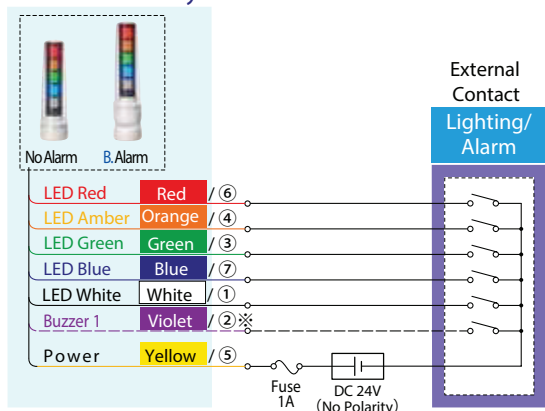


[Z35721038-056F1](#)

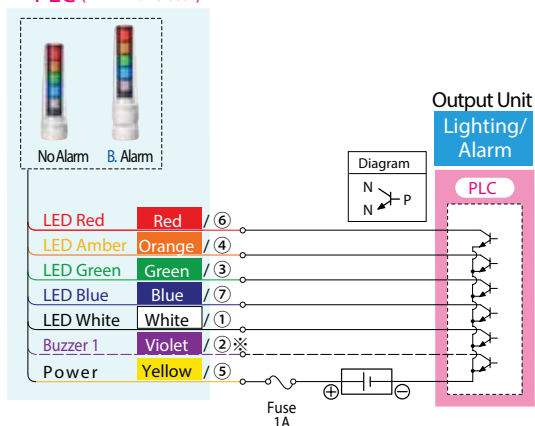
# PATLITE® 70mm LED Signal Towers

## Wiring

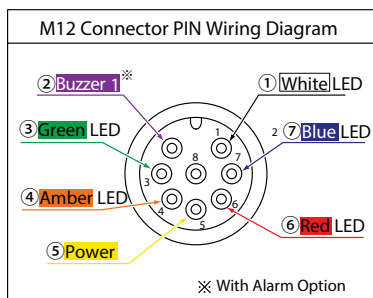
### Contact Relay



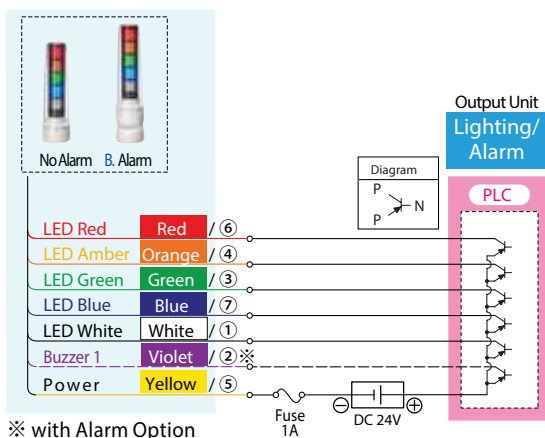
### PLC (NPN Transistor)



LED colors associated with pin numbers

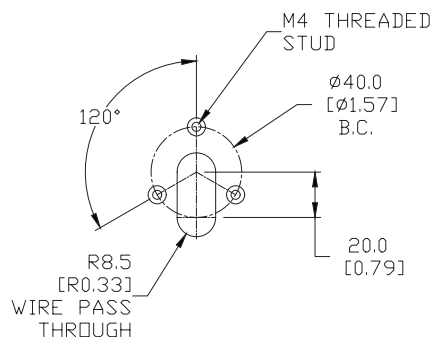


### PLC (PNP Transistor)



LED colors associated with pin numbers

### Mounting Pattern





# PATLITE® Signal Towers - LKEH Series

## Features

- Large signal horn and light tower combination
- Ultra-bright LEDs with 100mm lens
- Alarm volume up to 105dB
- Meets IP53 standards
- Designed to operate in temperatures from
- -10 to +50°C [+14 to +122°F]
- Body length from 265 to 445mm [10.4 to 17.5 inches]
- Available in both PNP and NPN polarity
- Defaults to 1-4 tiers of lights, depending on model
- 32 standard alarms
- Optional SD card for field configuration (sold separately)



LKEH-102

LKEH-202

LKEH-302

LKEH-402

## Signal Towers - LKEH Series

Part Number	Price	Drawing Link	Description	Polarity	Number of Lights	Light Color	Body Color	Body Length mm [in]	Diameter
<a href="#">LKEH-102FEPUL-R</a>	\$517.00	<a href="#">PDF</a>	Signal tower with continuous or flashing lights, 32 alarms.	PNP	1	Red	Light gray	265.2 [10.4]	100mm
<a href="#">LKEH-102FEUL-R</a>	\$497.00	<a href="#">PDF</a>		NPN					
<a href="#">LKEH-202FEPUL-RG</a>	\$587.00	<a href="#">PDF</a>		PNP	2	Red, green		325.3 [12.8]	
<a href="#">LKEH-202FEUL-RG</a>	\$576.00	<a href="#">PDF</a>		NPN					
<a href="#">LKEH-302FEPUL-RYG</a>	\$683.00	<a href="#">PDF</a>		PNP	3	Red, amber, green		385.4 [15.2]	
<a href="#">LKEH-302FEUL-RYG</a>	\$683.00	<a href="#">PDF</a>		NPN					
<a href="#">LKEH-402FEPUL-RYGB</a>	\$998.00	<a href="#">PDF</a>		PNP	4	Red, amber, green, blue		445.5 [17.5]	
<a href="#">LKEH-402FEUL-RYGB</a>	\$1,032.00	<a href="#">PDF</a>		NPN					

## LKEH Series Accessories

Part Number	Price	Drawing Link	Description
<a href="#">B72100151-1F1</a>	\$161.00	N/A	100mm red LED module with colored lens
<a href="#">B72100151-2F1</a>	\$161.00	N/A	100mm amber LED module with colored lens
<a href="#">B72100151-3F1</a>	\$161.00	N/A	100mm green LED module with colored lens
<a href="#">B72100151-4F1</a>	\$270.00	N/A	100mm blue LED module with colored lens
<a href="#">B72100151-7F1</a>	\$270.00	N/A	100mm white LED module with clear lens
<a href="#">B62910033-1F2</a>	\$10.00	N/A	1-tier center screw for use with LKEH series signal towers
<a href="#">B62910033-2F2</a>	\$10.00	N/A	2-tier center screw for use with LKEH series signal towers
<a href="#">B62910033-3F2</a>	\$12.00	N/A	3-tier center screw for use with LKEH series signal towers
<a href="#">B62910033-4F2</a>	\$12.00	N/A	4-tier center screw for use with LKEH series signal towers
<a href="#">B32310054-F1</a>	\$20.00	N/A	Replacement head cover for LKEH series signal towers
<a href="#">C21100087-F1</a>	\$37.00	N/A	Replacement option slot cover for LKEH series signal towers
<a href="#">SZ-008</a>	\$34.00	<a href="#">PDF</a>	Wall mount bracket for LKEH series signal towers
<a href="#">SDV-2GP</a>	\$20.00	N/A	Patlite memory card, 2GB SD

[B72100151-1F1](#)[B32310054-F1](#)[SZ-008](#)[C21100087-F1](#)

# PATLITE® Signal Towers - LKEH Series

## Specifications

Signal Towers - LKEH Series Technical Specifications					
Model		LKEH-102FEx-R	LKEH-202FEx-RG	LKEH-302FEx-RYG	LKEH-402FEx-RYGB
Rated Voltage		24VDC			
Operating Voltage Range		24VDC ± 10%			
Rated Power Consumption		10.6 W	12.4 W	14.2 W	16.0 W
Operating Ambient Temperature		-10°C to +50°C [+14°F to +122°F]			
Operating Ambient Humidity		Less than 85% (no condensation)			
Mounting Location		Indoors and outdoors			
Mounting Direction		Upright only			
Protection Rating		IP53			
Insulation Resistance		More than 1MΩ at 500VDC between terminals and chassis			
Withstanding Voltage		500VAC applied for 1 minute between terminals and chassis			
Vibration Resistance		19.6 m/s2 (30Hz, back and forth: 2h, right to left: 2h, up and down: 4h)			
Weight (kg [lbs])		1.4 [3.1]	1.6 [3.5]	1.8 [4.0]	2.0 [4.4]
Sound Pressure Level		Max 105dB, volume adjustable			
Sound Reduction Level		20dB ± 2dB			
Light Source		LED			
Brightness	Red (R)	2100 mcd			
	Amber (Y)	2400 mcd			
	Green (G)	5200 mcd			
	Blue (B)	700 mcd			
	White (C)	5500 mcd			
Input Interface		16 signal wires (5 LED, 8 sound, sound reduction, blinking common*, common), selection switch, SD card slot			
Number of Channels		Bit Input: 8 Binary Input: 32			
Channel Priority (bit input only)		CH8 > CH7 > CH6 > CH5 > CH4 > CH3 > CH2 > CH1			
Number of Sounds		32			
Memory Card		SD card ( <a href="#">SDV-2GP</a> recommended, sold separately), FAT16 format			
Starting Time		At start of power supply: 500ms or less At start of signal wire: 300ms or less			
Agency Approvals **		EMC Directive (EN 55011, EN 61000-6-2) RoHS Directive (EN 50581) UL 508, CSA-C22.2 No. 14 Conforms to CE requirements UL Listed (File E215660)			

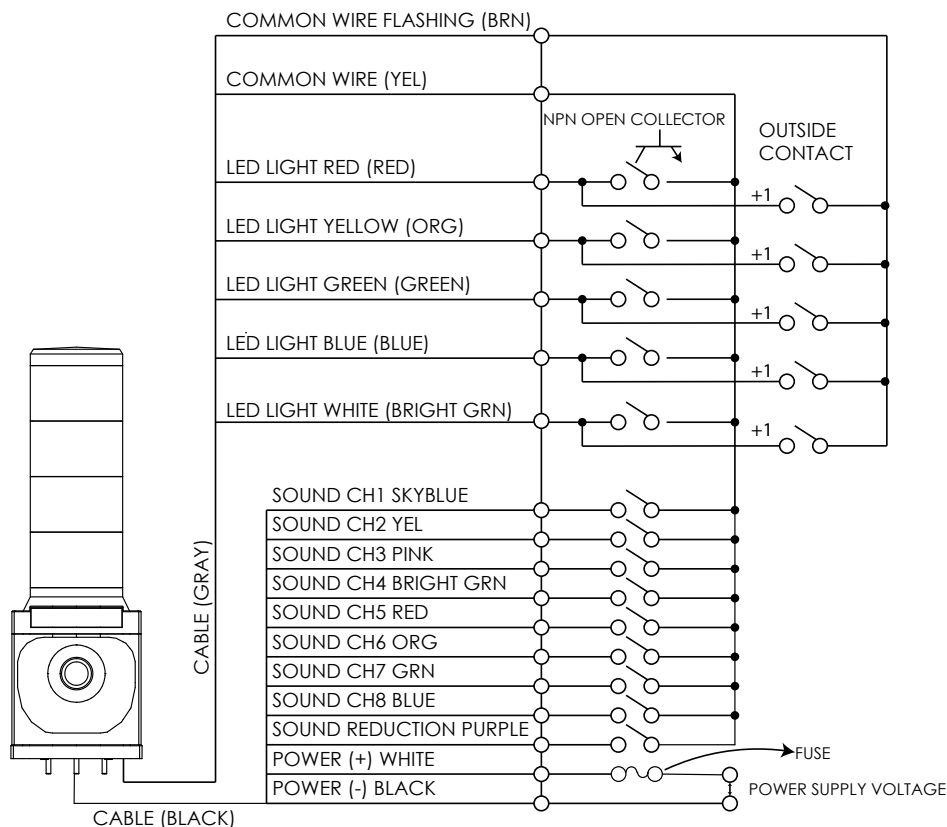
\* Blinking common is for NPN models only.

\*\* To obtain the most current agency approval information, see the Agency Approval Checklist section on the specific part number's web page.

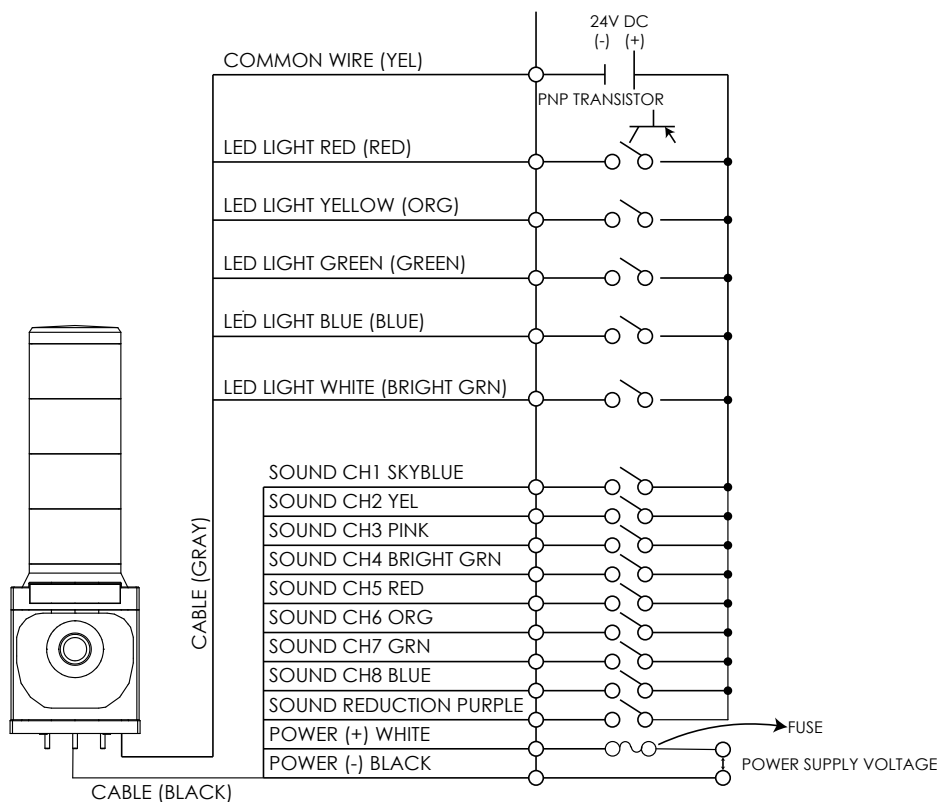
# PATLITE® Signal Towers - LKEH Series

## Wiring

### NPN Wiring



### PNP Wiring



# **PATLITE®** Industrial LED Lighting


**Aluminum LED Light Bars (CWK, CLK series)**

These rust-free aluminum body light bars are designed to be bracket mounted. LED module lenses are clear and provide bright daylight white light. The super slim design is ideal for tight spaces. Up to IP69K options available.

**LED Signal Tower (HSST series)**

An all-in-one package for controlling LR5 signal lights. Available red, amber, and green lights with clear lenses. Designed for indoor, upright installation. IP54 rated.


## Accessories



# PATLITE® LED Light Bars - CWK Series

## Features

- Unique lens design ensures optimal light distribution
- Daylight color, up to 1500lx illuminance
- Compact design with high resistance to debris and fluids
- Meets IP66/67 standards
- Designed to operate in temperatures from -10 to +50°C [+14 to +122°F]
- Three lengths available – 200, 300, and 600mm [7.9, 11.8, and 23.6 inches]
- Constructed of tempered glass and aluminum



LED Light Bars - CWK Series							
Part Number	Price	Drawing Link	Description	Light Color	Body Material	Light Length (mm [in])	Cable Length m [ft]
<a href="#">CWK2S-24-CD</a>	\$155.00	<a href="#">PDF</a>	LED light bar, bracket mount, pigtail connector. Mounting bracket included.	Daylight white	Aluminum	200 [7.9]	3 [9.8]
<a href="#">CWK3S-24-CD</a>	\$183.00	<a href="#">PDF</a>				300 [11.8]	
<a href="#">CWK6S-24-CD</a>	\$340.00	<a href="#">PDF</a>				600 [23.6]	

Accessories - CWK Series			
Part Number	Price	Drawing Link	Description
<a href="#">SZ-320KS</a>	\$32.00	<a href="#">PDF</a>	Patlite adjustable wall bracket, for use with CLK and CWK series LED light bars.
<a href="#">L85130002-F1</a>	\$22.50	NA	Patlite sliding bracket, for use with CLK and CWK series LED light bars.
<a href="#">CLK-001</a>	\$22.50	<a href="#">PDF</a>	Patlite rear bracket, replacement. For use with CLK series LED light bars.

## Specifications

LED Light Bars - CWK Series Technical Specifications			
Part Number	<a href="#">CWK2S-24-CD</a>		<a href="#">CWK6S-24-CD</a>
Luminous Color	Daylight white		
Color Temperature	6500K		
Illuminance (@24VDC)	1.0 m	600lx	850lx
Luminous Flux	800lm	1200lm	2400lm
Rated Voltage	24VDC (polarized)		
Operating Voltage Range	24VDC ± 10%		
Rated Current Consumption	360mA ± 10%	480mA ± 10%	960mA ± 10%
Rated Power Consumption	8.64 W	11.52 W	23.04 W
Operating Ambient Temperature	-10°C to +50°C [+14°F to +122°F]		
Operating Ambient Humidity	Less than 90% (no condensation)		
Mounting Location	Indoors		
Mounting Direction	All directions		
Protection Rating	IP66/67 (JIS C0920)		
Insulation Resistance	More than 5MΩ at 500VDC		
Withstanding Voltage	500VAC applied for 1 minute between terminals and chassis		
Vibration Resistance	20.0 m/s <sup>2</sup> (30Hz)		
Weight	600g [21.2 oz]	750g [26.5 oz]	1230g [43.4 oz]
Agency Approvals *	Conforms to CE requirements: EN 55015, EN61000-6-2 RoHS Directive (2011/65/EU) UL Listed (E306141)		

\* To obtain the most current agency approval information, see the Agency Approval Checklist section on the specific part number's web page.



# PATLITE® LED Light Bars - CLK Series


## Features

- Unique lens design ensures optimal light distribution
- Daylight color, up to 2100lx illuminance
- Meets IP66/67/69K standards
- Designed to operate in temperatures from -40 to +60°C [-40 to +140°F]
- Three lengths available – 200, 300, and 600mm [7.9, 11.8, and 23.6 inches]
- Can be daisy-chained using M12 connectors
- Constructed of tempered glass and aluminum



LED Light Bars - CLK Series							
Part Number	Price	Drawing Link	Description	Light Color	Body Material	Length (mm [in])	Cable Length
<a href="#">CLK3C-24AG-CD</a>	\$252.00	<a href="#">PDF</a>	LED light bar, bracket mount, 4-pin M12 quick-disconnect connector. Mounting bracket included.	Daylight white	Aluminum	300 [11.8]	N/A
<a href="#">CLK6C-24AG-CD</a>	\$430.00	<a href="#">PDF</a>				600 [23.6]	
<a href="#">CLK3CL-24AG-CD</a>	\$309.00	<a href="#">PDF</a>	LED light bar, bracket mount. 4-pin M12 female and 4-pin M12 male connectors. Mounting bracket included.			300 [11.8]	
<a href="#">CLK6CL-24AG-CD</a>	\$487.00	<a href="#">PDF</a>				600 [23.6]	


Accessories - CLK Series			
Part Number	Price	Drawing Link	Description
<a href="#">CLK-001</a>	\$22.50	<a href="#">PDF</a>	Replacement rear bracket (aluminum) for CLK series light bars.
<a href="#">SZ-320KS</a>	\$32.00	<a href="#">PDF</a>	Patlite adjustable wall bracket, for use with CLK and CWK series LED light bars. Made of stainless steel.
<a href="#">L85130002-F1</a>	\$22.50	N/A	Sliding bracket for CLK series light bars.



[CLK-001](#)



[SZ-320KS](#)



[L85130002-F1](#)

# PATLITE® LED Light Bars - CLK Series

## Specifications

LED Light Bars - CLK Series Technical Specifications					
Part Number		CLK3C-24AG-CD	CLK6C-24AG-CD	CLK3CL-24AG-CD	CLK6CL-24AG-CD
Luminous Color		Daylight white			
Color Temperature		6500K			
Illuminance (@24VDC)	1.0 m	1200lx	2100lx	1200lx	2100lx
	2.0 m	300lx	580lx	300lx	580lx
Luminous Flux		1300lm	2600lm	1300lm	2600lm
Rated Voltage		24VDC (polarized)			
Operating Voltage Range		24VDC $\pm$ 10%			
Rated Current Consumption		522mA $\pm$ 10%	1044mA $\pm$ 10%	522mA $\pm$ 10%	1044mA $\pm$ 10%
Rated Power Consumption		12.5 W	25W	12.5 W	25W
Operating Ambient Temperature		-40 to +60°C [-40 to +140°F]			
Operating Ambient Humidity		Less than 90% (no condensation)			
Mounting Location		Indoors			
Mounting Direction		All directions			
Protection Rating		IP66/67 (JIS C0920) / 69K (DIN 40050 part 9)			
Insulation Resistance		More than 5M $\Omega$ at 500VDC between terminals and chassis			
Withstanding Voltage		500VAC applied for 1 minute between terminals and chassis			
Vibration Resistance		19.6 m/s <sup>2</sup> (JIS C 0911-1984)			
Weight (g [oz])		600 [21.2]	1070 [37.7]	600 [21.2]	1070 [37.7]
Agency Approvals *		UL 2108, CSA-C22.2 No. 250.0 EMC Directive (EN 55015, EN 61000-6-2) RoHS Directive (EN 50581) Conforms to CE requirements UL Recognized (E306141)			

\* To obtain the most current agency approval information, see the Agency Approval Checklist section on the specific part number's web page.

# PATLITE® Signal Towers - HSST Series

## Features

- Low-cost kit for controlling LR5 signal tower manually
- Three-tier light with red, amber, and green light modules
- Includes 3-button switch box and power adapter
- Tower meets IP54 standards
- Designed to operate in temperatures from 0 to +40°C [+32 to +104°F]
- Tower is 219mm [8.6 in] long with 50mm [2.0 in] diameter lights



**LR5-E-RZ**



**HSST-3M2-RYG**

Signal Towers - HSST Series								
Part Number	Price	Drawing Link	Description	Light Color	Lens Color	Body Color	Light Tower Length mm [in]	Diameter
<b><u>HSST-3M2-RYG</u></b>	\$235.00	<a href="#">PDF</a>	Manual signal tower station kit, 3 tiers, permanent LED light function.	Red, Amber, Green	Clear	Off-white	219 [8.6]	50mm

Accessories - HSST Series		
Part Number	Price	Description
<b><u>LR5-E-RZ</u></b>	\$22.50	Patlite LED light element, 50mm diameter, red, permanent or flashing (60 fpm +/- 3 fpm) light function, 24 VDC, clear lens. For use with HSST series manual signal tower station kit.
<b><u>LR5-E-YZ</u></b>	\$22.50	Patlite LED light element, 50mm diameter, yellow, permanent or flashing (60 fpm +/- 3 fpm) light function, 24 VDC, clear lens. For use with HSST series manual signal tower station kit.
<b><u>LR5-E-GZ</u></b>	\$29.50	Patlite LED light element, 50mm diameter, green, permanent or flashing (60 fpm +/- 3 fpm) light function, 24 VDC, clear lens. For use with HSST series manual signal tower station kit.
<b><u>B32310071-7F1</u></b>	\$9.75	Patlite head cover, off-white, ABS plastic. For use with HSST series manual signal tower station kit.
<b><u>T16000002-F1</u></b>	\$85.00	Patlite 3-button switch box, off-white, ABS plastic. For use with HSST series manual signal tower station kit.
<b><u>T13300128-F1</u></b>	Retired	Patlite power supply, for use with HSST series manual signal tower station kit.



**B32310071-7F1**



**T16000002-F1**



**T13300128-F1**

# PATLITE® Signal Towers - HSST Series

## Specifications

Signal Towers - HSST Series Specifications		
<b>Part Number</b>		<b><u>HSST-3M2-RYG</u></b>
<b>Rated Voltage</b>		AC adapter input: 100-240VAC (50/60Hz) Output: 24VDC
<b>Operating Voltage Range</b>		100-240VAC $\pm$ 10%
<b>Rated Power Consumption (Max)</b>		4W
<b>Operating Ambient Temperature</b>		0 to +40°C [+32 to +104°F]
<b>Operating Ambient Humidity</b>		Less than 90% (no condensation)
<b>Mounting Location</b>		Indoors
<b>Mounting Direction</b>		Upright (recommended)
<b>Protection Rating</b>		Switch Box: IP20 Signal Tower: IP54
<b>Insulation Resistance</b>		More than 5M $\Omega$ at 500VDC between power input lead and chassis
<b>Withstanding Voltage</b>		1500VAC applied for 1 minute between live part and non-current carrying metallic part
<b>Weight (g [oz])</b>	<b>Signal Tower (Short Pole)</b>	360 [12.7]
	<b>Signal Tower (Long Pole)</b>	470 [16.6]
	<b>Bracket</b>	330 [11.6]
	<b>Switch Box</b>	70 [2.5]
	<b>AC Adapter</b>	140 [4.9]
	<b>Fitting Plate</b>	50 [1.8]
<b>Agency Approvals *</b>		RoHS Directive (EN 50581) FCC Part 15 Subpart B Class A UL 48, CSA C22.2 No. 207 UL Listed (File E310210)

\* To obtain the most current agency approval information, see the Agency Approval Checklist section on the specific part number's web page.



# Industrial LED Lighting



CA0121S0602

## Compact Alpha Series

Designed for use in different work environments. A compact construction combining state-of-the-art LED technology with a sturdy, anodized aluminum casing highly resistant to liquids and machine tool debris. Suitable in any workplace where the space is very limited, but at the same time requires high performance and intense lighting.



TA0221S0403

## TRACKALPHA Series

Designed for universal use. Lighting system for industrial automation, medium and large CNC applications. Lamp with sturdy anodized aluminum structure resistant to shavings, vibrations, front diffusing tempered glass 0.20" (5mm) thick. Suitable in any workplace where there are liquids and oils.



TA0524S0203

## TRACKALPHA-PRO Series

Lighting system suitable for industrial automation, medium and large CNC applications. Lamp with sturdy anodized aluminum structure resistant to shavings, vibrations, clear tempered frosted glass 0.20" (5mm) thick. Suitable in any workplace where there are liquids and oils.

## Accessories



CAF02



TAF03



HNF07



HNF02



TACLIP



# Industrial LED Lighting

## VEGA Series



VE0221S01

The VEGA Series recessed LED light bar is an ideal solution for use in small spaces inside medium and large CNC machines, and allows mounting outside the machine's work area. The aluminum body with 0.16 in (4mm) thick printed glass comes with an IP67/IP69 protection rating and offers a high level of resistance to dust and liquids.

## Herionova Recessed Series



HN0221S0303

Used in large CNC machines or when brighter illumination in wet industrial environments is required. Also suitable for industrial applications such as automation processes and medium CNC machines. State-of-the art Light Emitting Diode (LED) technology inside a robust, anodized aluminum casing, resistant to vibrations and machining debris, front tempered frosted glass 0.16 in (4mm) thick. Particularly suitable in workplaces where oils and other liquids are in use.


## Herionova Cable Series




HN0221S0307

Used for application in diverse working environments. Suitable for industrial applications, automation processes, medium and large CNC machines. State-of-the art Light Emitting Diode (LED) technology inside a robust, anodized aluminum casing, resistant to vibrations and machining debris, front tempered frosted glass 0.16 in (4mm) thick. Particularly suitable in workplaces where oils and other liquids are in use.

## Accessories



HNFX03



HNFX04



HNFX05



HNFX06



# LED Light Bars - Compact Alpha Series

## Features

- Housing made entirely of anodized aluminum
- Outer diameter 1.57 in (40mm) to be integrated into confined workspaces
- 4 lengths available from 8.03 in (204mm) to 25.74 in (654mm)
- Operating temperature -20 to +45°C [-4 to +113°F]
- Wide light beam- 110°
- LED lifespan: (L70) > 60,000h
- Light color 5,000K CRI 80
- Power supply 24VDC
- 9.8 ft (3m) power cord
- Attach with included CAFX02 side-mounting brackets
- 4-year warranty



**CA0121S0602**



LED Light Bars - Compact Alpha Series								
Part Number	Price	Light Color	Operating Voltage	Power Consumption (Watts)	Body Material	Light Length in [mm]	Cable Length ft [m]	Drawing Link
<a href="#"><u>CA0121S0602</u></a>	\$118.00	Daylight white	24VDC	6	Anodized aluminum	8.03 [204]	9.8 [3]	<a href="#"><u>PDF</u></a>
<a href="#"><u>CA0221S0602</u></a>	\$159.00			12		13.94 [354]		<a href="#"><u>PDF</u></a>
<a href="#"><u>CA0321S0602</u></a>	\$203.00			18		19.84 [504]		<a href="#"><u>PDF</u></a>
<a href="#"><u>CA0421S0602</u></a>	\$228.00			24		25.74 [654]		<a href="#"><u>PDF</u></a>

Mounting bracket included with each light bar.

Replacement Bracket - Compact Alpha Series			
Part Number	Price	Description	Drawing Link
<a href="#"><u>CAFX02</u></a>	\$22.50	CCEA side bracket, replacement, stainless steel. For use with CCEA Compact Alpha series LED light bars.	<a href="#"><u>PDF</u></a>



**CAFX02**





# LED Light Bars - Compact Alpha Series Specifications

## Specifications

LED Light Bars - Compact Alpha Series Technical Specifications				
Part Number	CA0121S0602	CA0221S0602	CA0321S0602	CA0421S0602
Luminous Color	Daylight white			
Color Temperature	5000K			
Luminous Flux (lm)	600	1,200	1,800	2,400
Rated Voltage	24VDC			
Operating Voltage Range	18-48 VDC			
Rated Current Consumption	0.25 A @ 24VDC	0.50 A @ 24VDC	0.75 A @ 24VDC	1A @ 24VDC
Rated Power Consumption (Watts)	6	12	18	24
Operating Ambient Temperature	-20 to 45°C [-4 to 113°F]			
Operating Ambient Humidity	Less than 90% (no condensation)			
Mounting Location	Indoors			
Mounting Direction	All directions			
Protection Rating	IP67			
Insulation Resistance	More than 5MΩ at 500VDC between the terminals and the chassis			
Withstanding Voltage	500VAC applied for 1 minute between terminals and chassis without breaking insulation			
Vibration Resistance	19.6 m/s <sup>2</sup> (30Hz, back and forth: 2h, right to left: 2h, up and down: 2h)			
Weight (lb (kg))	1.15 (0.52)	1.65 (0.75)	2.10 (0.95)	2.70 (1.23)
Agency Approvals *	cURus in compliance with UL2108 CE			

\*To obtain the most current agency approval information, see the Agency Approval Checklist section on the specific part number's web page.



# LED Light Bars - TRACKALPHA Series

## Features

- Structure made entirely of anodized aluminum
- Outer diameter 2.76 in (70mm) to be integrated into most workspaces
- 5 lengths from 12.6 in (321mm) to 50.43 in (1281mm)
- Protection rating IP67
- Operating temperature -20 to 45°C [-4 to 113°F]
- Diffused light beam 120°
- LED lifespan: (L 70) > 60,000 hours
- Light color 5,000K - CRI 80
- Power supply 24VDC
- 9.8 ft (3m) power cord
- Attach with included [TAFX03](#) side-mounting brackets
- 4-year warranty



**[TA0221S0403](#)**



LED Light Bars - TRACKALPHA Series								
Part Number	Price	Light Color	Operating Voltage	Power Consumption (Watts)	Body Material	Light Length in [mm]	Cable Length ft [m]	Drawing Link
<a href="#">TA0221S0403</a>	\$164.00	Daylight white	24VDC	13	Anodized aluminum	12.6 [321]	9.8 [3]	<a href="#">PDF</a>
<a href="#">TA0321S0403</a>	\$188.00			19.5		17.36 [441]		<a href="#">PDF</a>
<a href="#">TA0521S0403</a>	\$258.00			32.5		26.81 [681]		<a href="#">PDF</a>
<a href="#">TA0721S0403</a>	\$335.00			45.5		36.25 [921]		<a href="#">PDF</a>
<a href="#">TA1021S0403</a>	\$465.00			65		50.43 [1,281]		<a href="#">PDF</a>

Mounting brackets included with each light bar.

Accessories - TRACKALPHA Series			
Part Number	Price	Description	Drawing Link
<a href="#">TACLIP</a>	\$26.50	CCEA rear mounting clips, replacement, aluminum. For use with CCEA TRACKALPHA and TRACKALPHA-PRO series LED light bars.	<a href="#">PDF</a>
<a href="#">TAFX03</a>	\$29.00	CCEA side bracket, replacement, stainless steel. For use with CCEA TRACKALPHA series LED light bars.	<a href="#">PDF</a>



**[TACLIP](#)**



**[TAFX03](#)**



# LED Light Bars - TRACKALPHA Series Specifications

## Specifications

LED Light Bars - TRACKALPHA Series Technical Specifications					
Part Number	<a href="#"><u>TA0221S0403</u></a>	<a href="#"><u>TA0321S0403</u></a>	<a href="#"><u>TA0521S0403</u></a>	<a href="#"><u>TA0721S0403</u></a>	<a href="#"><u>TA1021S0403</u></a>
Luminous Color	Daylight white				
Color Temperature	5000K				
Luminous Flux (lm)	1,300	1,950	3,250	4,550	6,500
Rated Voltage	24VDC				
Operating Voltage Range	22-28 VDC				
Rated Current Consumption	0.54 A @ 24VDC	0.81 A @ 24VDC	1.35 A @ 24VDC	1.90 A @ 24VDC	2.71 A @ 24VDC
Rated Power Consumption (W)	13	19.5	32.5	45.5	65
Operating Ambient Temperature	-20 to 45°C [-4 to 113°F]				
Operating Ambient Humidity	Less than 90% (no condensation)				
Mounting Location	Indoors				
Mounting Direction	All directions				
Protection Rating	IP67				
Insulation Resistance	More than 5MΩ at 500VDC between the terminals and the chassis				
Withstanding Voltage	500VAC applied for 1 minute between terminals and chassis without breaking insulation				
Vibration Resistance	19.6 m/s <sup>2</sup> (30Hz, back and forth: 2h, right to left: 2h, up and down: 2h)				
Weight (lb [kg])	2.65 [1.20]	3.64 [1.65]	5.62 [2.55]	7.28 [3.30]	10.25 [4.65]
Agency Approvals *	cURus in compliance with UL2108 CE				

\* To obtain the most current agency approval information, see the Agency Approval Checklist section on the specific part number's web page.



# LED Light Bars

## TRACKALPHA-PRO Series

### Features

- Housing made entirely of anodized aluminum
- Outer diameter 2.76 in (70mm) for confined workspaces
- 4 lengths available from 12.64 in (321mm) to 36.25 in (921mm)
- Operating temperature -20 to 45°C [-4 to 113°F]
- Light beam angle 120°
- LED lifespan: (L70) > 60,000h
- Light color 5,000K CRI 80
- Power supply 120 VAC
- 9.8 ft (3m) power cord
- Attach with included [TAFX03](#) side-mounting brackets
- 4-year warranty



**[TA0524S0203](#)**



LED Light Bars TRACKALPHA-PRO Series								
Part Number	Price	Light Color	Operating Voltage	Power Consumption (Watts)	Body Material	Light Length in [mm]	Cable Length ft [m]	Drawing Link
<a href="#">TA0224S0203</a>	\$258.00	Daylight white	120VAC	13	Anodized aluminum	12.64 [321]	9.8 [3] Pigtail	<a href="#">PDF</a>
<a href="#">TA0324S0203</a>	\$317.00			19.5		17.36 [441]		<a href="#">PDF</a>
<a href="#">TA0524S0203</a>	\$467.00			32.5		26.81 [681]		<a href="#">PDF</a>
<a href="#">TA0724S0203</a>	\$553.00			45.5		36.25 [921]		<a href="#">PDF</a>

Mounting brackets included with each light bar.

Accessories - TRACKALPHA-PRO Series			
Part Number	Price	Description	Drawing Link
<a href="#">TACLIP</a>	\$26.50	CCEA rear mounting clips, replacement, aluminum. For use with CCEA TRACKALPHA and TRACKALPHA-PRO series LED light bars.	<a href="#">PDF</a>
<a href="#">TAFX03</a>	\$29.00	CCEA side bracket, replacement, stainless steel. For use with CCEA TRACKALPHA series LED light bars.	<a href="#">PDF</a>



**[TACLIP](#)**



**[TAFX03](#)**



# LED Light Bars

## TRACKALPHA-PRO Series

### Specifications

## Specifications

LED Light Bars TRACKALPHA-PRO Series Technical Specifications				
Part Number	<u>TA0224S0203</u>	<u>TA0324S0203</u>	<u>TA0524S0203</u>	<u>TA0724S0203</u>
Luminous Color	Daylight white			
Color Temperature	5000K			
Illuminance (lux)	450	650	1000	1300 t
Rated Voltage	120VAC			
Operating Voltage Range	100 -120 VAC, 60Hz			
Rated Power Consumption (Watts)	13	19.5	32.5	46
Operating Ambient Temperature	-20 to 45°C [4 to 113°F]			
Operating Ambient Humidity	Less than 90% (no condensation)			
Mounting Location	Indoors			
Mounting Direction	All direction			
Protection Rating	IP67			
Impact Resistance	IK06			
Insulation Resistance	More than 5MΩ at 500VDC between the terminals and the chassis			
Withstanding Voltage	500VAC applied for 1 minute between terminals and chassis without breaking insulation			
Vibration Resistance	19.6 m/s <sup>2</sup> (30Hz, back and forth: 2h, right to left: 2h, up and down: 2h)			
Weight lb [kg]	3.20 [1.45]	4.08 [1.85]	5.78 [2.65]	7.72 [3.50]
Agency Approvals *	cURus in compliance with UL1598, CE			

\*To obtain the most current agency approval information, see the Agency Compliance & Certifications Checklist section on the specific part number's web page.



# LED Light Bars VEGA Series

## Features

- Extra slim housing made of anodized aluminum
- Recessed mount light
- 3 lengths available from 13.62 in (346mm) to 27.80 in (706mm)
- Operating temperature -20 to 45°C [-4 to 113°F]
- Light beam angle 120°
- LED lifespan: (L 70) > 60,000h
- Light color 5,000K CRI 80
- Power supply 24VDC
- 9.8 ft (3m) power cord or M12 quick-disconnect models
- 4-year warranty



**VE0221S01**

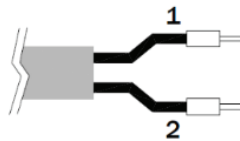
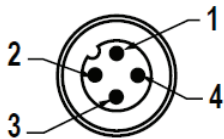


**LED Light Bars VEGA Series Selection Chart**

Part Number	Price	Light Color	Operating Voltage	Power Consumption (Watts)	Body Material	Light Length in [mm]	Cable Length	Drawing Link
<a href="#">VE0221S01</a>	\$188.00	Daylight white	24 VDC	13	Anodized aluminum	13.62 [346]	9.8 ft [3m] Pigtail PVC A-coded	<a href="#">PDF</a>
<a href="#">VE0321S01</a>	\$226.00			19.5		18.34 [466]		<a href="#">PDF</a>
<a href="#">VE0521S01</a>	\$299.00			32.5		27.80 [706]		<a href="#">PDF</a>
<a href="#">VE0221S02</a>	\$195.00			13		13.62 [346]	4-pin M12 quick-disconnect *	<a href="#">PDF</a>
<a href="#">VE0321S02</a>	\$236.00			19.5		18.34 [466]		<a href="#">PDF</a>
<a href="#">VE0521S02</a>	\$311.00			32.5		27.80 [706]		<a href="#">PDF</a>

\* 4-pin female M12 cable is required, purchase separately.

## Wiring Diagrams



**4-PIN M12 Pin Out**

PIN	Connection
1	DC + (24VDC)
2	Not connected
3	DC - (0VDC)
4	Not Connected

**M12 Pin Out**

Conductor	Connection
1 Black	DC + 24VDC
2 Black	DC - 0VDC

Note: Wire size 2 x 0.17 in<sup>2</sup> [0.75mm<sup>2</sup>]



# LED Light Bars

## VEGA Series Specifications

### Specifications

LED Light Bars VEGA Series Technical Specifications						
Part Number	VE0221S01	VE0321S01	VE0521S01	VE0221S02	VE0321S02	VE0521S02
Luminous Color	Daylight white					
Color Temperature	5000K					
Luminous Flux (lm)	1300	1300	2000	2000	3300	3300
Rated Voltage	24 VDC					
Operating Voltage Range	21-36 VDC					
Rated Current Consumption	0.56 A @ 24VDC	0.85 A @ 24VDC	1.35 A @ 24VDC	0.56 A @ 24VDC	0.85 A @ 24VDC	1.35 A @ 24VDC
Device Power Protection	Full protection against reverse polarity					
Insulation Class	Class III (Selv)					
Efficiency Class	A/A+/A++/A+++ (Integrated LED module) compliant with UE Law No. 874/2012					
Operating Ambient Temperature	-20 to 45°C [4 to 113°F]					
Operating Ambient Humidity	Less than 90% (no condensation)					
Mounting Location	Indoors					
Mounting Direction	Any direction					
Mounting Screw Size	8/32 or M5					
Protection Rating	IP67 / IP69 Compatible NEMA Type 12			IP67 Compatible NEMA Type 12		
Impact Resistance	1.00 N m/s					
Vibration Resistance	19.6 m/s² (30Hz, back and forth: 2h, right to left: 2h, up and down: 2h)					
Weight lb [kg]	2.09 [0.95]	2.54 [1.15]	3.75 [1.70]	1.98 [0.90]	2.43 [1.10]	3.64 [1.65]
Agency Approvals *	cURus in compliance with UL1598, CE					

\*To obtain the most current agency approval information, see the Agency Compliance & Certifications Checklist section on the specific part number's web page.





# LED Light Bars - Herionova Recessed Series

## Features

- Structure made entirely of anodized aluminum
- Width of 3.94 in (100mm)
- 4 lengths from 12.95 in (329mm) to 38.34 in (974mm)
- Protection rating IP67
- Operating temperature -20 to 45°C [-4 to 113°F]
- Diffused light beam 120°
- LED lifespan (L 70) > 60,000h
- Light color 5,000K - CRI 80
- Power supply 24VDC
- 9.8ft (3m) power cord
- Class III IEC
- Recessed for a simple and quick installation with anodized aluminum frame
- 4-year warranty



**HN0221S0303**




## LED Light Bars - Herionova Recessed Series

Part Number	Price	Light Color	Operating Voltage	Power Consumption (Watts)	Body Material	Light Length in [mm]	Cable Length ft [m]	Drawing Link
<a href="#">HN0221S0303</a>	\$291.00	Daylight white	24VDC	26.5	Anodized aluminum	12.95 [329]	9.8 [3]	<a href="#">PDF</a>
<a href="#">HN0321S0304</a>	\$368.00			40		18.03 [458]		<a href="#">PDF</a>
<a href="#">HN0521S0305</a>	\$518.00			66.5		28.18 [716]		<a href="#">PDF</a>
<a href="#">HN0721S0306</a>	\$667.00			93		38.34 [974]		<a href="#">PDF</a>

## Replacement Frames - Herionova Recessed Series

Part Number	Price	Description	Drawing Link
<a href="#">HNFX03</a>	\$71.00	CCEA recessed frame, replacement, anodized aluminum. For use with CCEA HN0221S0303 LED light bar.	<a href="#">PDF</a>
<a href="#">HNFX04</a>	\$90.00	CCEA recessed frame, replacement, anodized aluminum. For use with CCEA HN0321S0304 LED light bar.	<a href="#">PDF</a>
<a href="#">HNFX05</a>	\$108.00	CCEA recessed frame, replacement, anodized aluminum. For use with CCEA HN0521S0305 LED light bar.	<a href="#">PDF</a>
<a href="#">HNFX06</a>	\$125.00	CCEA recessed frame, replacement, anodized aluminum. For use with CCEA HN0721S0306 LED light bar.	<a href="#">PDF</a>





# LED Light Bars - Herionova Recessed Series Specifications

## Specifications

LED Light Bars - Herionova Recessed Series Technical Specifications				
Part Number	<i><b>HN0221S0303</b></i>	<i><b>HN0321S0304</b></i>	<i><b>HN0521S0305</b></i>	<i><b>HN0721S0306</b></i>
Luminous Color	Daylight white			
Color Temperature	5000K			
Luminous Flux (lm)	2,400	3,600	6,000	8,400
Rated Voltage	24VDC			
Operating Voltage Range	22-36 VDC			
Rated Current Consumption	1.10 A @ 24VDC	1.67 A @ 24VDC	2.77 A @ 24VDC	3.88 A @ 24VDC
Rated Power Consumption (W)	26.5	40	66.5	93
Operating Ambient Temperature	-20 to 45°C [-4 to 113°F]			
Operating Ambient Humidity	Less than 90% (no condensation)			
Mounting Location	Indoors			
Mounting Direction	All directions			
Protection Rating	IP67			
Insulation Resistance	More than 5MΩ at 500VDC between the terminals and the chassis			
Withstanding Voltage	500VAC applied for 1 minute between terminals and chassis without breaking insulation			
Vibration Resistance	19.6 m/s <sup>2</sup> (30Hz, back and forth: 2h, right to left: 2h, up and down: 2h)			
Weight (lb [kg])	3.95 [1.79]	4.85 [2.20]	7.35 [3.33]	9.75 [4.42]
Agency Approvals *	cURus in compliance with UL2108 CE			

\*To obtain the most current agency approval information, see the Agency Compliance & Certifications Checklist section on the specific part number's web page.



# LED Light Bars - Herionova Cable Series

## Features

- Structure made entirely of anodized aluminum
- Width of 3.94 in (100 mm)
- 4 lengths from 12.95 in (329mm) to 38.34 in (974mm)
- Protection rating IP67
- Operating temperature -20 to 45°C [-4 to 113°F]
- Diffused light beam 120°
- LED lifespan (L70) > 60,000h
- Light color 5,000K - CRI 80
- Power supply 24VDC
- 9.8 ft (3m) power cord
- Class III IEC
- Attaching with included HNX07 side-mounting brackets or optional HNX02 rear swivel bracket
- 4-year warranty



**HN0221S0307**



LED Light Bars - Herionova Cable Series								
Part Number	Price	Light Color	Operating Voltage	Power Consumption (Watts)	Body Material	Light Length in [mm]	Cable Length ft [m]	Drawing Link
<a href="#">HN0221S0307</a>	\$278.00	Daylight white	24VDC	26.5	Anodized aluminum	12.95 [329]	9.8 [3]	<a href="#">PDF</a>
<a href="#">HN0321S0307</a>	\$324.00			40		18.03 [458]		<a href="#">PDF</a>
<a href="#">HN0521S0307</a>	\$456.00			66.5		28.18 [716]		<a href="#">PDF</a>
<a href="#">HN0721S0307</a>	\$587.00			93		38.34 [974]		<a href="#">PDF</a>

Mounting bracket included with each light bar

Replacement Brackets - Herionova Cable Series			
Part Number	Price	Description	Drawing Link
<a href="#">HNFX07</a>	\$32.00	CCEA side bracket, replacement, stainless steel. For use with CCEA Herionova series LED light bars.	<a href="#">PDF</a>
<a href="#">HNFX02</a>	\$52.00	CCEA rear swivel arm bracket, stainless steel. For use with CCEA Herionova series LED light bars.	<a href="#">PDF</a>



**HNFX07**



**HNFX02**



# LED Light Bars - Herionova Cable Series Specifications

## Specifications

LED Light Bars - Herionova Cable Series Technical Specifications				
Part Number	<u><b>HN0221S0307</b></u>	<u><b>HN0321S0307</b></u>	<u><b>HN0521S0307</b></u>	<u><b>HN0721S0307</b></u>
Luminous Color	Daylight white			
Color Temperature	5000K			
Luminous Flux (lm)	2,400	3,600	6,000	8,400
Rated Voltage	24VDC			
Operating Voltage Range	22-36 VDC			
Rated Current Consumption	1.10 A @ 24VDC	1.67 A @ 24VDC	2.77 A @ 24VDC	3.88 A @ 24VDC
Rated Power Consumption (W)	26.5	40	66.5	93
Operating Ambient Temperature	-20 to 45°C [-4 to 113°F]			
Operating Ambient Humidity	Less than 90% (no condensation)			
Mounting Location	Indoors			
Mounting Direction	All directions			
Protection Rating	IP67			
Insulation Resistance	More than 5MΩ at 500VDC between the terminals and the chassis			
Withstanding Voltage	500VAC applied for 1 minute between terminals and chassis without breaking insulation			
Vibration Resistance	19.6 m/s <sup>2</sup> (30Hz, back and forth: 2h, right to left: 2h, up and down: 2h)			
Weight (lb [kg])	4.50 [2.04]	5.53 [2.51]	8.39 [3.81]	11.09 [5.03]
Agency Approvals *	cURus in compliance with UL2108 CE			

\*To obtain the most current agency approval information, see the Agency Compliance & Certifications Checklist section on the specific part number's web page.



# LED Work Lights - Sirio Q Series

## Overview

Sirio Q is an industrial-grade light bar applicable for tractors, trucks, trailers, off-road vehicles, and earth-moving machines. With up to 1750 lumen, Sirio Q is designed with a machine-made aluminum head combined with a pan & tilt flexible stainless-steel bracket, allowing to adjust the light in any direction. The hardened front glass and the two optic options with 40° or 60° opening angles provide an intense illumination onto the work area up to 1600 lux from 3-2/3 feet. Sirio Q is the LED work light luminaire certified with a IP67, IP69 protection rating and is even suitable for wet environments with oil, coolants, lubricants, and dust.

## Features

- Anodized aluminum machine-made housing
- Hardened glass front protection resistant to debris impact
- Two optics 40° or 60° light beam angle
- 5000K CRI 80 high power LED for intense and uniform illumination
- [SRQFX01](#) pan & tilt head adjustment for a precise light adjustment
- IP67 and IP69 protection rating
- 4-year warranty



**[SR0921Q0501](#)**




**[SR0924Q0201](#)**

LED Work Lights - Sirio Q Series								
Part Number	Price	Light Color	Operating Voltage	Power Consumption	Material	Light Beam Angle	Cable Length	Drawing Link
<a href="#">SR0921Q0501</a>	\$230.00	Daylight white	12-24 VDC	16W	Body: Anodized aluminum Lens: Tempered glass 0.16 in [4 mm] thick	40° Optics	9.8 ft [3m] PVC	<a href="#">PDF</a>
<a href="#">SR0921Q0601</a>	\$229.00		12-24 VDC	16W		60° Optics		<a href="#">PDF</a>
<a href="#">SR0924Q0101</a>	\$246.00		120 VAC	17W		40° Optics		<a href="#">PDF</a>
<a href="#">SR0924Q0201</a>	\$246.00		120 VAC	17W		60° Optics		<a href="#">PDF</a>

Note: Mounting bracket included with each work light.

## Replacement Bracket

- Robust, versatile and vibration resistant
- Installation with a flexible angle adjustment of 180°
- Made of chrome-plated stainless steel
- Suitable for high-vibrating applications
- Bracket-set in chromium-plated stainless steel
- Adjustment left and right rotation A = +90° /- 90°
- Adjustment front and back inclination (B) = +90° /- 90°



**[SRQFX01](#)**

Replacement Bracket - Sirio Q Series			
Part Number	Price	Description	Drawing Link
<a href="#">SRQFX01</a>	\$32.00	CCEA SIRIO Q series swivel bracket, replacement. For use with SIRIO Q series LED work light.	<a href="#">PDF</a>



# LED Work Lights - Sirio Q Series Specifications

## Specifications

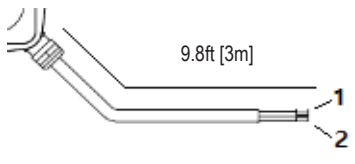
LED Work Lights - Sirio Q Series Technical Specifications				
Part Number	SR0921Q0501	SR0921Q0601	SR0924Q0101	SR0924Q0201
Luminous Color	Daylight white			
Color Temperature	5000K			
Luminous Flux (lm)	1750	1450	1050	1200
Operating Voltage Range	12-24 VDC		120 VAC 60Hz	
Rated Current Consumption	1.39 A @ 12VDC 0.66 A @ 24VDC		0.14 A	
Rated Power Input	16W @ 500mA		17W	
Operating Ambient Temperature	-20 to 45°C [4 to 113°F]			
Operating Ambient Humidity	88% +/-2%			
Device Protection	Voltage spike with built-in transient Voltage suppression diode		Voltage spike input	
Insulation Class	Class III		Class I	
Mounting Location	Wet location / Cabinet surface mount			
Mounting Direction	No mounting restrictions			
Protection Rating	IP67, IP69			
Impact resistance	1.00 N m/s			
Connection	Pigtail 9.8ft [3m]			
Weight	1.65 lbs [0.75 kg]			
Agency Approvals	cURus - File E506617, cURus - File E526603, CE			

To obtain the most current agency approval information, see the Agency Compliance & Certifications Checklist section on the specific part number's web page.

## Power Connection

12-24 VDC

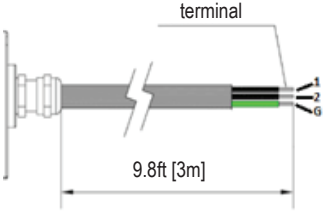
Conductor	Number	
Black	1	(+) 12 -24Vdc
Black	2	(-) 0V



**Power Cord features**  
PVC outer sheath  
20 AWG 2X0.75 mm2  
UL -40°F - 176°F / (-40° +80° C)  
9.8 ft- (3 m)

120 VAC

Conductor	Number	
Black 1	Hot 120V	Black 1
Black 2	NEUTRAL 0V	Black 2
Yellow/green	GROUND	Yellow/green



**Power Cord features**  
PVC outer sheath  
18 AWG 3G1 mm2  
9.8 ft- (3 m)



# Werma Modular Stack Lights Overview



# WERMA

S I G N A L T E C H N I K

## Description

WERMA's modular stack light system offers total choice and flexibility as it allows for a completely free combination of optical and audible signal elements. The bayonet mechanism allows elements to be mechanically and electrically connected within seconds.

This means that elements can be safely and easily changed (contact-voltage proof) without the need for tools.

Typical product applications include; machine tools, packaging machines, conveyor systems, printing machines, loading docks, retail centers (check outs), queuing indicators for theme parks, and more.

## Product highlights:

- Signal elements in common voltages (24V DC and 115V AC)
- Modular system allows combination as required
- Two different sizes (70 and 50 mm diameter)
- Five colors available
- Wide range of audible elements
- Diverse and flexible solutions

## Simple assembly with bayonet mechanism

- Simple mounting and removal of the elements
- New combinations at the twist of a hand
- Tool-free bulb change
- Position marks to guide alignment





# Werma Stack Lights Family Overview

## KombiSIGN 71

Modular IP65-rated stack light system with 70 mm diameter for use in standard applications.

KS 71 stack lights are available in 5 colors and multiple light effects (permanent, blinking, rotating, flashing). Multiple light sources (incandescent, LED, Xenon tube) and a wide variety of mountings are available. Combine up to 5 elements per terminal. Various terminal design choices are available as well as multiple voltages and audible elements up to 105 dB.

### KS 71 Terminal Elements



Screw terminals



CAGE CLAMP® terminals

## KombiSIGN 50

Modular IP54-rated stack light system with 50 mm diameter for use on smaller machines.

KS 50 stack lights are available in 5 colors with either permanent or blinking light effects in multiple voltages. A choice of incandescent or LED light sources is available as well as an 80 dB audible element. Elements can be combined in a variety of mountings, up to 4 elements per mounting for 360° of visibility.

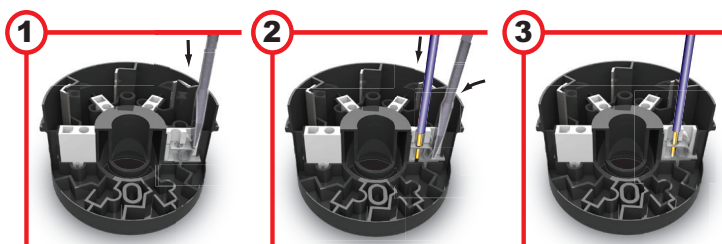
### KS 50 Terminal Element



Screw terminal

## Safe and Efficient Connection Thanks to CAGE CLAMP® Technology

Terminal elements with CAGE CLAMP® technology enable leads to be quickly and easily wired, guaranteeing a secure and reliable contact.



Insert screwdriver at a slight angle into opening as far as possible.

Open spring-loaded clamp with the help of the screwdriver and insert wire as far as possible.

Remove screwdriver - the wire is firmly clamped.

CAGE CLAMP® is a registered trademark of WAGO Kontakttechnik GmbH.

# Configuring Your KombiSIGN 71 Stack Light

## STEP 1

Select the required optical elements for your application

## STEP 2

Select the optional audible elements for your application



**Optical Signal Elements**

- Incandescent Permanent Light
- LED Permanent Light
- LED Flashing Light
- LED Blinking Light
- LED Rotating Light
- Xenon Flashing Light

**Audible Signal Elements**

- Buzzer Element
- Siren Element

### Plain Base Mount

### Tube Base Mount

## STEP 3

Select the correct terminal element for your mounting option (includes cap)



**Plain Base Mount**


- Screw terminal  
Order no. [64082000](#)
- CAGE CLAMP® terminal  
Order no. [64080000](#)

**Tube Base Mount**

- Screw terminal  
Order no. [64083000](#)
- CAGE CLAMP® terminal  
Order no. [64081000](#)

## STEP 4

Where appropriate, select a base and the desired tube length (only for tube mounting)



**Plain Base Mount**

- Tube with clamp  
Order no. [96000018](#)
- Adapter for single hole mounting  
Order no. [96000025](#)
- Base with integrated tube  
Order no. [97584010](#)

**Tube Base Mount**

- Tube Ø 25 mm, all anodized  
Order no. [97584510](#)  
100 mm long [97584025](#)  
250 mm long [97584040](#)  
400 mm long [97584060](#)  
600 mm long [97584080](#)  
800 mm long [97584090](#)  
1000 mm long [97584003](#)
- Base for Tube, plastic  
Order no. [97584090](#)
- Base for Tube, metal  
Order no. [97584091](#)
- Foldaway Base  
Order no. [96000030](#)
- Tube Ø 25 mm, plastic, only for Foldaway Base, 45 mm long  
Order no. [96000031](#)

## STEP 5

Where appropriate, select the bracket and the contact box.



**Plain Base Mount**


- Contact box with side cable exit  
Order no. [97584001](#)
- Bracket for base mounting  
Order no. [96000002](#)
- Bracket for 1-sided mounting  
Order no. [97584085](#)
- Bracket for 2-sided mounting  
Order no. [97584086](#)

**Tube Base Mount**

- Contact box with side cable exit  
Order no. [97584001](#)
- Contact box with magnetic base and side cable exit  
Order no. [97584004](#)
- Bracket for base mounting with concealed cable entry  
Order no. [96000014](#)
- Bracket for tube mounting  
Order no. [96000001](#)

# KS 71 Elements Quick Selection Guide

## STEP 1 - Optical Elements Quick Selection Guide

Type of Light	Part Number	Color	Operating Voltage	Price	Type of Light	Part Number	Color	Operating Voltage	Price
Incandescent Permanent*	<a href="#">64110000</a>	Red	Depends on bulb selection (bulb sold separately)	\$24.00	Xenon Flashing Light	<a href="#">64310055</a>	Red	24VDC	\$115.00
	<a href="#">64120000</a>	Green		\$24.00		<a href="#">64320055</a>	Green		\$115.00
	<a href="#">64130000</a>	Yellow		\$24.00		<a href="#">64330055</a>	Yellow		\$115.00
	<a href="#">64140000</a>	Clear		\$24.00		<a href="#">64340055</a>	Clear		\$115.00
	<a href="#">64150000</a>	Blue		\$24.00		<a href="#">64350055</a>	Blue		\$115.00
Incandescent Bulbs	<a href="#">95584035</a>		24V AC/DC	\$8.75		<a href="#">64310067</a>	Red	115VAC	\$100.00
	<a href="#">95584038</a>		230VAC	\$8.75		<a href="#">64320067</a>	Green		\$100.00
	<a href="#">95584057</a>		115V AC/DC	\$8.75		<a href="#">64330067</a>	Yellow		\$100.00
LED Permanent	<a href="#">64410075</a>	Red	24V AC/DC	\$58.00	LED Blinking Light	<a href="#">64340067</a>	Clear		\$100.00
	<a href="#">64420075</a>	Green		\$58.00		<a href="#">64350067</a>	Blue		\$100.00
	<a href="#">64430075</a>	Yellow		\$58.00		<a href="#">64411075</a>	Red	24V AC/DC	\$77.00
	<a href="#">64440075</a>	Clear		\$89.00		<a href="#">64421075</a>	Green		\$77.00
	<a href="#">64450075</a>	Blue		\$89.00		<a href="#">64431075</a>	Yellow		\$77.00
	<a href="#">64445055**</a>	Multi	24VDC	\$233.00		<a href="#">64441075</a>	Clear		\$101.00
	<a href="#">64410067</a>	Red	115VAC	\$69.00		<a href="#">64451075</a>	Blue		\$101.00
	<a href="#">64420067</a>	Green		\$69.00		<a href="#">64411067</a>	Red	115VAC	\$80.00
	<a href="#">64430067</a>	Yellow		\$69.00		<a href="#">64421067</a>	Green		\$80.00
	<a href="#">64440067</a>	Clear		\$101.00		<a href="#">64431067</a>	Yellow		\$80.00
	<a href="#">64450067</a>	Blue		\$101.00		<a href="#">64441067</a>	Clear		\$112.00
LED Flashing Light	<a href="#">64412055</a>	Red	24VDC	\$140.00	LED Rotating Light	<a href="#">64451067</a>	Blue		\$112.00
	<a href="#">64422055</a>	Green		\$140.00		<a href="#">64413075</a>	Red	24V AC/DC	\$129.00
	<a href="#">64432055</a>	Yellow		\$140.00		<a href="#">64423075</a>	Green		\$129.00
	<a href="#">64442055</a>	Clear		\$219.00		<a href="#">64433075</a>	Yellow		\$129.00
	<a href="#">64452055</a>	Blue		\$219.00		<a href="#">64443075</a>	Clear		\$199.00
						<a href="#">64453075</a>	Blue		\$199.00

\* Bulbs are required for permanent incandescent optical element.

\*\* The multicolor element can be combined with up to 2 additional signal elements.

## STEP 2 - Audible Elements Selection

Part Number	Description	Voltage	Tone Frequency	Max. Volume @ 1m	Price
<a href="#">64580075</a>	Buzzer element	24V AC/DC	1.75 kHz	85dB	\$58.00
<a href="#">64580077</a>		115VAC			\$69.00
<a href="#">64585055</a>	Multi-functional siren, external trigger	24VDC	1.6 / 3.4 kHz	100dB	\$116.00
<a href="#">64581055</a>	Siren element with self-adjusting sound output	24VDC	2.5 kHz	100dB	\$152.00

## STEP 3 - Terminal Elements Selection

Part Number	Description	Mounting	Price
<a href="#">64082000</a>	Screw terminal with M3 clamps	base bracket	\$31.50
<a href="#">64080000</a>	Terminal element with CAGE CLAMP® technology		\$31.50
<a href="#">64083000</a>	Screw terminal with M3 clamps	tube	\$31.50
<a href="#">64081000</a>	Terminal element with CAGE CLAMP® technology		\$31.50

## STEP 4 - Tube Mounting/Accessories Selection

Part Number	Description	Price
<a href="#">97584510</a>	Anodized tube, 100mm [3.94 in] long	\$13.50
<a href="#">97584025</a>	Anodized tube, 250mm [9.84 in] long	\$17.00
<a href="#">97584040</a>	Anodized tube, 400mm [15.75 in] long	\$22.50
<a href="#">97584060</a>	Anodized tube, 600mm [23.62 in] long	\$30.00
<a href="#">97584080</a>	Anodized tube, 800mm [31.49 in] long	\$38.50
<a href="#">97584003</a>	Anodized tube, 1000mm [39.37 in] long	\$52.00
<a href="#">96000018</a>	Tube with clamp	\$56.00
<a href="#">96000025</a>	Adapter for single-hole mounting	\$56.00
<a href="#">97584010</a>	Base with integrated tube	\$28.00
<a href="#">97584090</a>	Plastic base for 25mm [0.98 in] diameter tube	\$14.50
<a href="#">97584091</a>	Metal base for 25mm [0.98 in] diameter tube	\$22.50
<a href="#">96000031</a>	Plastic tube for foldaway base	\$9.50
<a href="#">97584002</a>	Adapter for tube mounting	\$10.50
<a href="#">96000004</a>	Cable gland for surface mounting	\$6.00
<a href="#">96000030</a>	Foldaway base	\$60.00

## STEP 5 - Contact Boxes & Brackets Selection

Mounting Option	Part Number	Description	Price
Plain Base Mount	<a href="#">97584001</a>	Contact box with side exit cable	\$20.00
	<a href="#">96000002</a>	Bracket for base mounting	\$18.00
	<a href="#">97584085</a>	Bracket for 1-sided mounting	\$15.00
	<a href="#">97584086</a>	Bracket for 2-sided mounting	\$17.00
Tube Base Mount	<a href="#">97584001</a>	Contact box with side exit cable	\$20.00
	<a href="#">97584004</a>	Contact box w/ magnetic base and side cable exit	\$55.00
	<a href="#">96000014</a>	Bracket for base mounting w/ concealed cable entry	\$22.00
	<a href="#">96000001</a>	Bracket for tube mounting	\$18.00



# KS 71 Optical Elements Specifications

## Optical Elements Technical Specifications

Part Number	Color	Drawing Link	Description	Voltage	Current	Starting Current	Operating Temp/ Protection	Life Duration	Flash Frequency	Housing Material	Weight g [oz]
<a href="#">64110000</a>	Red	<a href="#">PDF</a>	Incandescent Permanent Light Element with B15d Bayonet Socket	12-240 V Depends on bulb selection. (bulb sold separately)	Depends on bulb selection. (bulb sold separately)	-	-20 to 60°C [-4 to 140°F] IP65	up to 5,000h	-	Polycarbonate	55 [1.94]
<a href="#">64120000</a>	Green	<a href="#">PDF</a>									
<a href="#">64130000</a>	Yellow	<a href="#">PDF</a>									
<a href="#">64140000</a>	Clear	<a href="#">PDF</a>									
<a href="#">64150000</a>	Blue	<a href="#">PDF</a>	LED Permanent Light Element	24V AC/DC	max. 30mA	max. 500mA	-20 to 50°C [-4 to 122°F] IP65	up to 100,000h	-	Polycarbonate	58 [2.05]
<a href="#">64420075</a>	Green	<a href="#">PDF</a>			max. 25mA						
<a href="#">64430075</a>	Yellow	<a href="#">PDF</a>			max. 30mA						
<a href="#">64440075</a>	Clear	<a href="#">PDF</a>			max. 25mA						
<a href="#">64450075</a>	Blue	<a href="#">PDF</a>			max. 25mA						
<a href="#">64445055</a>	Multi	<a href="#">PDF</a>		24VDC	max. 120mA			up to 50,000h			63 [2.22]
<a href="#">64410067</a>	Red	<a href="#">PDF</a>		115VAC	max. 20mA	-	-20 to 50°C [-4 to 122°F] IP65	up to 100,000h	-	Polycarbonate	58 [2.05]
<a href="#">64420067</a>	Green	<a href="#">PDF</a>									
<a href="#">64430067</a>	Yellow	<a href="#">PDF</a>									
<a href="#">64440067</a>	Clear	<a href="#">PDF</a>									
<a href="#">64450067</a>	Blue	<a href="#">PDF</a>									
<a href="#">64412055</a>	Red	<a href="#">PDF</a>	LED Flashing Light Element	24VDC	35mA	max. 500mA	-20 to 50°C [-4 to 122°F] IP65	up to 50,000h	1Hz on for 2x10 ms	Polycarbonate	75 [2.65]
<a href="#">64422055</a>	Green	<a href="#">PDF</a>									
<a href="#">64432055</a>	Yellow	<a href="#">PDF</a>									
<a href="#">64442055</a>	Clear	<a href="#">PDF</a>									
<a href="#">64452055</a>	Blue	<a href="#">PDF</a>									
<a href="#">64310055</a>	Red	<a href="#">PDF</a>	Xenon Flashing Light Element	24VDC	125mA	max. 500mA	-20 to 50°C [-4 to 122°F] IP65	up to 4,000,000 flashes	1Hz on for 10 ms	Polycarbonate	73 [2.57]
<a href="#">64320055</a>	Green	<a href="#">PDF</a>									
<a href="#">64330055</a>	Yellow	<a href="#">PDF</a>									
<a href="#">64340055</a>	Clear	<a href="#">PDF</a>									
<a href="#">64350055</a>	Blue	<a href="#">PDF</a>									
<a href="#">64310067</a>	Red	<a href="#">PDF</a>		115VAC	22mA	-	-20 to 50°C [-4 to 122°F] IP65	up to 4,000,000 flashes	1Hz on for 10 ms	Polycarbonate	74 [2.61]
<a href="#">64320067</a>	Green	<a href="#">PDF</a>									
<a href="#">64330067</a>	Yellow	<a href="#">PDF</a>									
<a href="#">64340067</a>	Clear	<a href="#">PDF</a>									
<a href="#">64350067</a>	Blue	<a href="#">PDF</a>									
<a href="#">64411075</a>	Red	<a href="#">PDF</a>	LED Blinking Light Element	24V AC/DC	max. 30mA	max. 500mA	-20 to 50°C [-4 to 122°F] IP65	up to 100,000h	1Hz on for 550 ms	Polycarbonate	58 [2.05]
<a href="#">64421075</a>	Green	<a href="#">PDF</a>			max. 25mA						
<a href="#">64431075</a>	Yellow	<a href="#">PDF</a>			max. 30mA						
<a href="#">64441075</a>	Clear	<a href="#">PDF</a>			max. 25mA						
<a href="#">64451075</a>	Blue	<a href="#">PDF</a>			max. 25mA						
<a href="#">64411067</a>	Red	<a href="#">PDF</a>		115VAC	max. 20mA	-	-20 to 50°C [-4 to 122°F] IP65	up to 100,000h	1Hz on for 550 ms	Polycarbonate	58 [2.05]
<a href="#">64421067</a>	Green	<a href="#">PDF</a>									
<a href="#">64431067</a>	Yellow	<a href="#">PDF</a>									
<a href="#">64441067</a>	Clear	<a href="#">PDF</a>									
<a href="#">64451067</a>	Blue	<a href="#">PDF</a>									
<a href="#">64413075</a>	Red	<a href="#">PDF</a>	LED Rotating Light Element	24V AC/DC	max. 40mA	max. 500mA	-20 to 50°C [-4 to 122°F] IP65	up to 100,000h	120 rotations per minute	Polycarbonate	67 [2.36]
<a href="#">64423075</a>	Green	<a href="#">PDF</a>									
<a href="#">64433075</a>	Yellow	<a href="#">PDF</a>									
<a href="#">64443075</a>	Clear	<a href="#">PDF</a>									
<a href="#">64453075</a>	Blue	<a href="#">PDF</a>									



### Terminal Pin Activation of Multi-Color LED Permanent Light Element

Pin 1	Pin 2	Pin 3	Function
24V	-	-	Red
-	24V	-	Green
24V	24V	-	Yellow
-	-	24V	Blue
24V	24V	24V	White
24V	-	24V	Violet
-	24V	24V	Turquoise

### Bulbs for Incandescent Permanent Optical Element

Part Number	Description	Wattage	Voltage	Life Duration
<a href="#">95584035</a>	Bulb for incandescent light BA15d Bayonet Socket	5W	24VDC	up to 5,000h
<a href="#">95584038</a>			230VAC	
<a href="#">95584057</a>			115VAC	



# KS 71 Audible Elements Specifications

KS 71 Audible Elements Specifications			
Part Number	<a href="#">64580075</a>	<a href="#">64580077</a>	<a href="#">64585055</a>
Price	\$58.00	\$69.00	\$116.00
Drawing Link	<a href="#">PDF</a>	<a href="#">PDF</a>	<a href="#">PDF</a>
Description	Buzzer Element		Multi-functional Siren
Voltage	24V AC/DC	115VAC	24VDC
Current Consumption	≤ 25mA		≤ 80mA
Tone Frequency	1.7 kHz		1.6 to 3.4 kHz
Maximum Volume	85dB		100dB
Tone Type	Continuous/Pulse Selectable		Up to 7 tones externally triggered
Life Duration	> 5000h		
Operating Temperature	-4 to 122°F [-20 to 50°C]		
Weight	74g [2.61 oz]	82g [2.89 oz]	77g [2.72 oz]
Housing Material	Polycarbonate		ABS, Polycarbonate

Note: Refer to insert for wiring diagram.

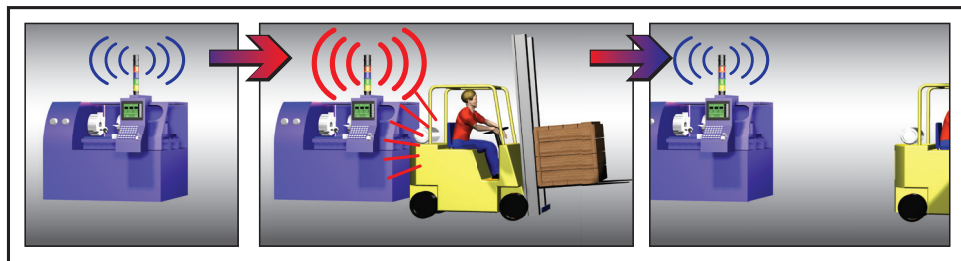
Number of tones available are limited by number of elements in stack.

## Siren Element with Self-Adjusting Sound Output

- Automatic sound output adjustment between 80 and 100 dB
- Sound output is about 5 dB louder than the background noise level
- Continual measurement of the ambient noise level
- Ideal for applications with changing ambient sound levels



KS 71 Self-Adjusting Siren Element			
Part Number	Price	Drawing Link	Technical Specifications
<a href="#">64581055</a>	\$152.00	<a href="#">PDF</a>	Housing
			Polycarbonate
			Tone type
			Pulse tone
			Tone frequency
			2.5 kHz
			Sound output
			80dB - max. 100dB
			Operating Voltage
			24VDC
			Starting Current
			< 500mA
			Current consumption
			≤ 150mA
			Life Duration
			> 5000h
			Weight
			125g [4.41 oz]
			Temperature Range
			-4 to 122°F [-20 to 50°C]



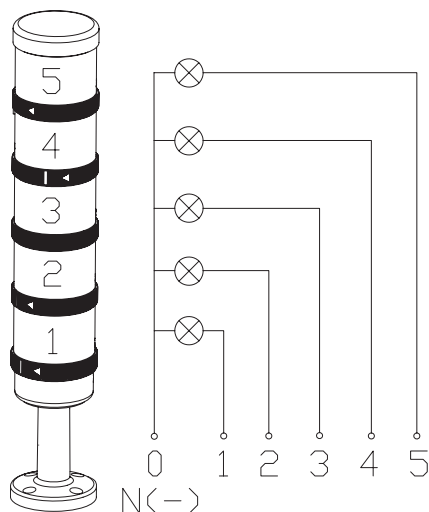
The siren element adjusts its sound output through continual measurement of the ambient noise level. The emitted tone is about 5dB louder than the background noise level. The warning signal can always be heard without being irritatingly loud for people in the siren's vicinity.

# KS 71 Terminal Elements Specifications

KS 71 Terminal Element Specifications				
Part Number	<u>64082000</u>	<u>64080000</u>	<u>64083000</u>	<u>64081000</u>
Price	\$31.50	\$31.50	\$31.50	\$31.50
Drawing Link	<a href="#">PDF</a>	<a href="#">PDF</a>	<a href="#">PDF</a>	<a href="#">PDF</a>
Description	Screw terminal element with cap and seal	Screwless terminal element with cap and seal	Screw terminal element with cap	Screwless terminal element with cap
Mounting	Base and Bracket Mounting		Tube Mounting	
Connection	max. 2.5 mm <sup>2</sup> - single wire M3 Clamps	max. 2.5 mm <sup>2</sup> CAGE CLAMP® technology	max. 2.5 mm <sup>2</sup> - single wire M3 Clamps	max. 2.5 mm <sup>2</sup> CAGE CLAMP® technology
Cable Entry	Cable diameter max. 14mm [0.55 in]			
Operating Temperature	-20 to 50°C [-4 to 122°F]			
Torque	max 0.4 N·m	–	max 0.4 N·m	–
Gauge	AWG 18 to AWG 14			
Weight	83g [2.93 oz]	75g [2.65 oz]	84g [2.96 oz]	77g [2.72 oz]
Housing Material	Polyamide Glass Fiber-Reinforced			









Screw terminal element  
M3 clamps  
(including cap)



64080000








Terminal element with  
CAGE CLAMP® technology  
(including cap and seal)

# KS 71 Mounting Hardware Specifications

KS 71 Mounting Hardware Specifications							
Part Number		Price	Description	Drawing Link	Operating Temp	Material	Weight g [oz]
	<a href="#"><u>97584510</u></a>	\$13.50	Tube, 100 mm [3.94 in]	<a href="#"><u>PDF</u></a>	-20 to 50°C [-4 to 122°F]	Anodized Aluminum	30 [1.06]
	<a href="#"><u>97584025</u></a>	\$17.00	Tube, 250 mm [9.84 in]	<a href="#"><u>PDF</u></a>			73 [2.57]
	<a href="#"><u>97584040</u></a>	\$22.50	Tube, 400 mm [15.75 in]	<a href="#"><u>PDF</u></a>			120 [4.23]
	<a href="#"><u>97584060</u></a>	\$30.00	Tube, 600 mm [23.62 in]	<a href="#"><u>PDF</u></a>			180 [6.35]
	<a href="#"><u>97584080</u></a>	\$38.50	Tube, 800 mm [31.49 in]	<a href="#"><u>PDF</u></a>			236 [8.32]
	<a href="#"><u>97584003</u></a>	\$52.00	Tube, 1000 mm [39.37 in]	<a href="#"><u>PDF</u></a>			296 [10.44]
	<a href="#"><u>96000018</u></a>	\$56.00	Tube with clamp	<a href="#"><u>PDF</u></a>	–	Polyamide Tube Steel Clamp	175 [6.17]
	<a href="#"><u>97584010</u></a>	\$28.00	Base with integrated tube	<a href="#"><u>PDF</u></a>	-20 to 50°C [-4 to 122°F]	Polyamide Glass-Reinforced	63 [2.22]
	<a href="#"><u>97584090</u></a>	\$14.50	Plastic base for 25mm [0.98 in] diameter tube	<a href="#"><u>PDF</u></a>	-20 to 50°C [-4 to 122°F]	Polyamide Glass-Reinforced	40 [1.41]
	<a href="#"><u>97584091</u></a>	\$22.50	Metal base for 25mm [0.98 in] diameter tube	<a href="#"><u>PDF</u></a>	-20 to 50°C [-4 to 122°F]	Anodized Aluminum	110 [3.88]
	<a href="#"><u>96000031</u></a>	\$9.50	Plastic tube for foldaway base	<a href="#"><u>PDF</u></a>	-20 to 50°C [-4 to 122°F]	Polyethylene	13 [0.46]



# KS 71 Brackets & Contact Boxes Specifications

Brackets & Contact Boxes Technical Specifications							
Part Number		Price	Description	Drawing Link	Temp. Range	Material	Weight g [oz]
	<a href="#"><u>97584001</u></a>	\$20.00	Contact box with side cable exit, with mounting material	<a href="#"><u>PDF</u></a>	-30 to 60°C [-22 to 140°F]	Polyamide	71 [2.50]
	<a href="#"><u>97584004</u></a>	\$55.00	Contact box with magnetic base and side cable exit	<a href="#"><u>PDF</u></a>	-30 to 60°C [-22 to 140°F]	Polyamide	316 [11.15]
	<a href="#"><u>97584085</u></a>	\$15.00	Bracket for 1-sided mounting, including rubber seals	<a href="#"><u>PDF</u></a>	-20 to 60°C [-4 to 140°F]	Polyamide	78 [2.75]
	<a href="#"><u>97584086</u></a>	\$17.00	Bracket for 2-sided mounting, including rubber seals	<a href="#"><u>PDF</u></a>	-20 to 60°C [-4 to 140°F]	Polyamide	76 [2.68]
	<a href="#"><u>96000001</u></a>	\$18.00	Bracket for base mounting with cable gland	<a href="#"><u>PDF</u></a>	-20 to 50°C [-4 to 122°F]	Polyamide	57 [2.01]
	<a href="#"><u>96000002</u></a>	\$18.00	Bracket for surface mounting with cable gland	<a href="#"><u>PDF</u></a>	-20 to 50°C [-4 to 122°F]	Polyamide	40 [1.41]
	<a href="#"><u>96000014</u></a>	\$22.00	Bracket for base mounting with concealed cable entry, including rubber seals	<a href="#"><u>PDF</u></a>	-20 to 50°C [-4 to 122°F]	Polyamide	80 [2.82]

# Foldaway Base for KS 71 and KS 50

## Features

- The signal tower can be folded away while still connected
- Minimizes packaging costs and optimizes machine transportation
- Simple mounting and cable entry – for up to 14 mm diameter cables
- Vertical alignment of signal towers even on sloping surfaces
- Positioning in 7.5° steps, markings for 30, 45, 60, or 90 degrees

Foldaway Base for KS 71 and KS 50				
Part Number	Price	Drawing Link	Technical Specifications	
<a href="#">96000030</a>	\$60.00	<a href="#">PDF</a>	Material	Polyamide Glass Fiber-Reinforced
			Cable Diameter	Max. 14mm [0.55 in]
			Assembly	Includes rubber seals
			Fixing	Vertical or horizontal positioning
			Weight	165g [5.82 oz]



# KS 71 Adapters Specifications

KS 71 Adapters Specifications					
Part Number	Price	Drawing Link	Description	Temperature Range	Weight g [oz]
<a href="#">96000004</a>	\$6.00	<a href="#">PDF</a>	Cable gland for surface mounting	-20 to 50°C [-4 to 122°F]	10 [0.35]
<a href="#">96000025</a>	\$56.00	<a href="#">PDF</a>	Adapter for single hole mounting	-20 to 50°C [-4 to 122°F]	165 [5.82]
<a href="#">97584002</a>	\$10.50	<a href="#">PDF</a>	Adapter for tube mounting	-20 to 50°C [-4 to 122°F]	81 [2.86]



[96000004](#)



[96000025](#)



[97584002](#)

# KS 71 Pre-assembled Stacklights



**64924001 and 64924002**

## KombiSIGN 71 Pre-assembled Stacklights Features

- Available in common voltages of 24 VAC/VDC and 115VAC
- IP65
- LED Permanent Optical Elements
- 70mm diameter/base mount models
- Polycarbonate lens material
- Polyamide glass fiber-reinforced terminal element with cage clamp (part number [64080000](#))

KS 71 Pre-assembled Stacklights									
Part Number	Price	Drawing Link	Voltage	Colors	Current	Starting Current	Operating Temp	Life Duration	Weight g [oz]
<a href="#">64924001</a>	\$247.00	<a href="#">PDF</a>	115VAC	Green, yellow, red	max. 20mA	–	-20 to 50°C [-4 to 122°F]	Up to 100,000h	249 [8.78]
<a href="#">64924002</a>	\$194.00	<a href="#">PDF</a>	24 VAC/VDC		max. 25mA	max. 500mA			
<a href="#">64924003</a>	\$184.00	<a href="#">PDF</a>	115VAC	Green, red	max. 20mA	–			191 [6.74]
<a href="#">64924004</a>	\$159.00	<a href="#">PDF</a>	24 VAC/VDC		max. 25mA	max. 500mA			



**64924003 and 64924004**

Components for KS 71 Pre-assembled Stacklights				
Image				
Part Number	<a href="#">97584001</a>	<a href="#">97584085</a>	<a href="#">97584086</a>	<a href="#">96000002</a>
Price	\$20.00	\$15.00	\$17.00	\$18.00
Drawing Link	<a href="#">PDF</a>	<a href="#">PDF</a>	<a href="#">PDF</a>	<a href="#">PDF</a>
General Description	Contact box with side cable exit, with mounting material	Bracket for 1-sided mounting, including rubber seals	Bracket for 2-sided mounting, including rubber seals	Bracket for surface mounting with cable gland

# Configuring Your KombiSIGN 50 Stack Light

## STEP 1

Select the required optical elements for your application



### Optical Signal Elements

- Incandescent Permanent Light
- LED Permanent Light
- LED Blinking Light
- LED Flashing Light

### Audible Signal Elements

- Buzzer Element

## STEP 2

Select the optional audible element for your application

## STEP 3

Select the terminal element for your mounting option (includes cap)



Terminal element for surface, tube, single hole and bracket mounting

Order no.  
84500000

### Base/Bracket Mounting

### Tube Mounting

## STEP 4

Select the appropriate mounting option and accessories



Bracket for wall mounting

Order no.  
97584502



Base for surface mounting, includes rubber seal

Order no.  
97584501

Tube Ø 25mm, all anodized  
Order no.  
100 mm long 97584510  
250 mm long 97584025  
400 mm long 97584040  
600 mm long 97584060  
800 mm long 97584080  
1000 mm long 97584003

Base for Tube, plastic  
Order no. 97584090

Base for Tube, metal  
Order no. 97584091

Foldaway Base  
Order no. 96000030



## STEP 5

Where appropriate, select the bracket and the contact box



Contact box with side cable exit  
Order no. 97584001



Contact box with magnetic base and side cable exit  
Order no. 97584004



Bracket for base mounting with concealed cable entry  
Order no. 96000014



Bracket for base mounting  
Order no. 96000001

# KS 50 Elements Quick Selection Guide

## STEP 1 - Optical Elements Quick Selection Guide

Type of Light	Part Number	Color	Operating Voltage	Price
<b>Incandescent Permanent*</b>	<a href="#">84610000</a>	Red	12-240V AC/DC	\$23.50
	<a href="#">84620000</a>	Green		\$23.50
	<a href="#">84630000</a>	Yellow		\$23.50
	<a href="#">84640000</a>	Clear		\$23.50
	<a href="#">84650000</a>	Blue		\$23.50
<b>Bulbs</b>	<a href="#">95584035</a>	Clear	24VDC	\$8.75
	<a href="#">95584038</a>	Clear	230VAC	\$8.75
	<a href="#">95584057</a>	Clear	115VAC	\$8.75
<b>LED Permanent</b>	<a href="#">84810055</a>	Red	24V AC/DC	\$76.00
	<a href="#">84820055</a>	Green		\$76.00
	<a href="#">84830055</a>	Yellow		\$76.00
	<a href="#">84840055</a>	Clear		\$116.00
	<a href="#">84850055</a>	Blue		\$116.00
	<a href="#">84810067</a>	Red	115VAC	\$88.00
	<a href="#">84820067</a>	Green		\$88.00
	<a href="#">84830067</a>	Yellow		\$88.00
	<a href="#">84840067</a>	Clear		\$116.00
	<a href="#">84850067</a>	Blue		\$129.00
<b>LED Blinking Light</b>	<a href="#">84811075</a>	Red	24V AC/DC	\$76.00
	<a href="#">84821075</a>	Green		\$76.00
	<a href="#">84831075</a>	Yellow		\$76.00
	<a href="#">84841075</a>	Clear		\$101.00
	<a href="#">84851075</a>	Blue		\$116.00
	<a href="#">84811067</a>	Red	115VAC	\$88.00
	<a href="#">84821067</a>	Green		\$88.00
	<a href="#">84831067</a>	Yellow		\$88.00
	<a href="#">84841067</a>	Clear		\$129.00
	<a href="#">84851067</a>	Blue		\$129.00
<b>LED Flashing Light Element</b>	<a href="#">84812055</a>	Red	24VDC	\$151.00
	<a href="#">84822055</a>	Green		\$175.00
	<a href="#">84832055</a>	Yellow		\$151.00
	<a href="#">84842055</a>	Clear		\$201.00
	<a href="#">84852055</a>	Blue		\$201.00

\* Note: Bulbs are required for permanent incandescent optical element

## STEP 2 - Audible Elements Quick Selection Guide

Part Number	Description	Voltage	Tone Frequency	Maximum Volume	Price
<a href="#">84900075</a>	Buzzer element	24V AC/DC	2.1 kHz	80dB	\$64.00
<a href="#">84900077</a>		115V AC/DC			\$67.00

## STEP 3 - Terminal Element Quick Selection

Part Number	Description	Mounting	Price
<a href="#">84500000</a>	Screw terminal element for KS 50	surface, tube, single-hole or bracket mount	\$31.50

## STEP 4 - Mounting Options/Accessories Quick Selection

Part Number	Description	Price
<a href="#">97584510</a>	Anodized tube, 100mm [3.94 in] long	\$13.50
<a href="#">97584025</a>	Anodized tube, 250mm [9.84 in] long	\$17.00
<a href="#">97584040</a>	Anodized tube, 400mm [15.75 in] long	\$22.50
<a href="#">97584060</a>	Anodized tube, 600mm [23.62 in] long	\$30.00
<a href="#">97584080</a>	Anodized tube, 800mm [31.49 in] long	\$38.50
<a href="#">97584003</a>	Anodized tube, 1000mm [39.37 in] long	\$52.00
<a href="#">97584090</a>	Plastic base for 25mm [0.98 in] diameter tube	\$14.50
<a href="#">97584091</a>	Metal base for 25mm [0.98 in] diameter tube	\$22.50
<a href="#">96000030</a>	Foldaway base for 25mm [0.98 in] diameter tube	\$60.00
<a href="#">97584501</a>	Base for surface mounting, includes rubber seal	\$16.50
<a href="#">97584502</a>	Bracket for wall mounting	\$23.50

## STEP 5 - Contact Boxes & Brackets Quick Selection

Part Number	Description	Price
<a href="#">97584001</a>	Contact box with side exit cable	\$20.00
<a href="#">97584004</a>	Contact box with magnetic base and side exit cable	\$55.00
<a href="#">96000014</a>	Bracket for base mounting with concealed cable entry	\$22.00
<a href="#">96000001</a>	Bracket for base mounting	\$18.00



KS 50 LED  
Light Element

# KS 50 Optical Elements Specifications

KS 50 Optical Elements Technical Specifications												
Part Number	Color	Drawing Link	Description	Operating Voltage	Current Consumption	Starting Current	Operating Temp/ Protection	Life Duration	Flash Frequency	Housing Material	Weight g [oz]	
<a href="#">84610000</a>	Red	<a href="#">PDF</a>	Incandescent Permanent Light	12-240V AC/DC (bulb sold separately)	Depends on bulb selection. (bulb sold separately)	-	-20 to 50°C [-4 to 122°F] IP54	up to 5,000h	-	Polycarbonate	40 [1.41]	
<a href="#">84620000</a>	Green	<a href="#">PDF</a>										
<a href="#">84630000</a>	Yellow	<a href="#">PDF</a>										
<a href="#">84640000</a>	Clear	<a href="#">PDF</a>										
<a href="#">84650000</a>	Blue	<a href="#">PDF</a>										
<a href="#">84810055</a>	Red	<a href="#">PDF</a>	LED Permanent Light Element	24V AC/DC	max. 45mA	max. 500mA	-20 to 50°C [-4 to 122°F] IP54	up to 100,000h	-	Polycarbonate	45 [1.59]	
<a href="#">84820055</a>	Green	<a href="#">PDF</a>										
<a href="#">84830055</a>	Yellow	<a href="#">PDF</a>										
<a href="#">84840055</a>	Clear	<a href="#">PDF</a>										
<a href="#">84850055</a>	Blue	<a href="#">PDF</a>										
<a href="#">84810067</a>	Red	<a href="#">PDF</a>		115VAC	max. 25mA	-	-20 to 50°C [-4 to 122°F] IP54	up to 100,000h	-	Polycarbonate	45 [1.59]	
<a href="#">84820067</a>	Green	<a href="#">PDF</a>										
<a href="#">84830067</a>	Yellow	<a href="#">PDF</a>										
<a href="#">84840067</a>	Clear	<a href="#">PDF</a>										
<a href="#">84850067</a>	Blue	<a href="#">PDF</a>										
<a href="#">84811075</a>	Red	<a href="#">PDF</a>	LED Blinking Light Element	24V AC/DC	max. 25mA	max. 500mA	-20 to 50°C [-4 to 122°F] IP54	up to 100,000h	1Hz on for 550ms	Polycarbonate	45 [1.59]	
<a href="#">84821075</a>	Green	<a href="#">PDF</a>										
<a href="#">84831075</a>	Yellow	<a href="#">PDF</a>										
<a href="#">84841075</a>	Clear	<a href="#">PDF</a>										
<a href="#">84851075</a>	Blue	<a href="#">PDF</a>										
<a href="#">84811067</a>	Red	<a href="#">PDF</a>		115VAC	max. 25mA	-	-20 to 50°C [-4 to 122°F] IP54	up to 100,000h	1Hz on for 550ms	Polycarbonate	45 [1.59]	
<a href="#">84821067</a>	Green	<a href="#">PDF</a>										
<a href="#">84831067</a>	Yellow	<a href="#">PDF</a>										
<a href="#">84841067</a>	Clear	<a href="#">PDF</a>										
<a href="#">84851067</a>	Blue	<a href="#">PDF</a>										
<a href="#">84812055</a>	Red	<a href="#">PDF</a>	LED Flashing Light Element	24VDC	45mA	max. 500mA	-20 to 50°C [-4 to 122°F] IP54	up to 50,000h	1Hz on for 10ms	Polycarbonate	56 [1.98]	
<a href="#">84822055</a>	Green	<a href="#">PDF</a>			40mA							
<a href="#">84832055</a>	Yellow	<a href="#">PDF</a>			45mA							
<a href="#">84842055</a>	Clear	<a href="#">PDF</a>			40mA							
<a href="#">84852055</a>	Blue	<a href="#">PDF</a>			40mA							



**KS 50 Incandescent Permanent Light Element**




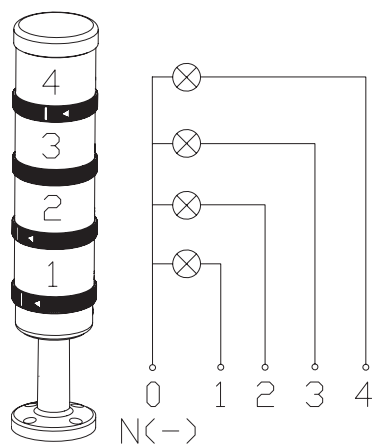
Bulbs for Incandescent Permanent Optical Element				
Part Number	Description	Wattage	Voltage	Life Duration
<a href="#">95584035</a>	Bulb for Incandescent Light BA15d Bayonet Socket	5W	24VDC	up to 5,000h
<a href="#">95584038</a>			230VAC	
<a href="#">95584057</a>			115VAC	



# KS 50 Audible and Terminal Elements






KS 50 Audible Elements Specifications		
Part Number	84900075	84900077
Price	\$64.00	\$67.00
Drawing Link	<a href="#">PDF</a>	<a href="#">PDF</a>
Voltage	24V AC/DC	115V AC/DC
Current Consumption	max. 25mA	
Tone Frequency	2.1 kHz	
Maximum Volume	80dB	
Tone Type	Continuous/Pulse Tone Selectable	
Life Duration	min. 5,000h	
Duty Cycle	100%	
Operating Temperature	-4 to 122°F [-20 to 50°C]	
Weight	54g [1.90 oz]	
Housing Material	PC/ABS, PC blend (cap)	
Dome Material	PC/ABS, PC blend	

KS 50 Terminal Element Specifications	
Part Number	84500000
Price	\$31.50
Drawing Link	<a href="#">PDF</a>
Description	Terminal with screw connector
Mounting	Tube, bracket, base, and single hole mounting
Connection	max. 1.5 mm <sup>2</sup> - Single Wire
Operating Temperature	-4 to 122°F [-20 to 50°C]
Gauge	AWG18 to AWG14
Weight	93g [3.28 oz]
Cap Material	Polycarbonate
Base Material	Polyamide + PC/ABS








84900075 and 84900077 Switching from continuous to pulse tone.

# KS 50 Mounting Hardware and Accessories

KS 50 Mounting Hardware and Accessories Specifications							
Part Number		Price	Description	Drawing Link	Operating Temp.	Material	Weight g [oz]
	<a href="#">97584510</a>	\$13.50	Tube, 100mm [3.94 in]	<a href="#">PDF</a>	-20 to 50°C [-4 to 122°F]	Anodized aluminum	30 [1.06]
	<a href="#">97584025</a>	\$17.00	Tube, 250mm [9.84 in]	<a href="#">PDF</a>			73 [2.57]
	<a href="#">97584040</a>	\$22.50	Tube, 400mm [15.75 in]	<a href="#">PDF</a>			120 [4.23]
	<a href="#">97584060</a>	\$30.00	Tube, 600mm [23.62 in]	<a href="#">PDF</a>			180 [6.35]
	<a href="#">97584080</a>	\$38.50	Tube, 800mm [31.49 in]	<a href="#">PDF</a>			236 [8.32]
	<a href="#">97584003</a>	\$52.00	Tube, 1000mm [39.37 in]	<a href="#">PDF</a>			296 [10.44]
	<a href="#">97584090</a>	\$14.50	Plastic base for 25mm [0.98 in] diameter tube	<a href="#">PDF</a>	-20 to 50°C [-4 to 122°F]	Polyamide Glass Reinforced	40 [1.41]
	<a href="#">97584091</a>	\$22.50	Metal base for 25mm [0.98 in] diameter tube	<a href="#">PDF</a>	-20 to 50°C [-4 to 122°F]	Anodized aluminum	110 [3.88]
	<a href="#">96000030</a>	\$60.00	Foldaway base for 25mm [0.98 in] diameter tube	<a href="#">PDF</a>	—	Polyamide Glass Reinforced	165 [5.82]
	<a href="#">97584501</a>	\$16.50	Base for surface mounting, includes rubber seal	<a href="#">PDF</a>	-20 to 60°C [-4 to 140°F]	Polyamide Glass Reinforced	35 [1.23]

# KS 50 Contact Boxes and Brackets

Brackets & Contact Boxes Technical Specifications							
Part Number		Price	Description	Drawing Link	Temp. Range	Material	Weight g [oz]
	<a href="#"><u>97584502</u></a>	\$23.50	Bracket for wall mounting	<a href="#"><u>PDF</u></a>	-20°C to 60°C [-4°F to 140°F]	Polyamide	30 [1.06]
	<a href="#"><u>96000014</u></a>	\$22.00	Bracket for base mounting with concealed cable entry	<a href="#"><u>PDF</u></a>	-20°C to 60°C [-4°F to 140°F]	Polyamide	80 [2.82]
	<a href="#"><u>96000001</u></a>	\$18.00	Bracket for base mounting	<a href="#"><u>PDF</u></a>	-20°C to 50°C [-4°F to 122°F]	Polyamide	57 [2.01]
	<a href="#"><u>97584001</u></a>	\$20.00	Contact box with side cable exit	<a href="#"><u>PDF</u></a>	-20°C to 60°C [-4°F to 140°F]	Polyamide	71 [2.50]
	<a href="#"><u>97584004</u></a>	\$55.00	Contact box with magnetic base and side cable exit	<a href="#"><u>PDF</u></a>	-20°C to 60°C [-4°F to 140°F]	Polyamide	316 [11.15]



# LED Signal Towers eSIGN Series

## Overview

The eSIGN series signal towers bring new dimensions to light with a robust industrial design and powerful features, setting new standards for individuality and flexibility. Electronic modularity enables the product to operate in a variety of signal modes with various colors, brightness levels and light effects, from the classic signal tower to completely customized settings. The eSIGN signal towers can also switch with ease between variable filling level indications or full-surface signaling.

## Features

- Full-surface signaling with clear and unmistakable light effects for maximum visibility
- Versatile customization options with different modes, light effects, and tones
- Selectable permanent, blinking, flashing, double flash, triple flash or rotating
- With or without siren
- 360-degree viewing angle
- Base mount with optional wall and tube mounts (purchase accessory separately)
- IO-Link v1.1 (see units indicated in the selection table)



### LED Signal Towers eSIGN Series Selection Table

Part Number	Price	Housing Color	Light Function	Number of Tiers	Voltage Rating	Rated Operational Current	Audible	Audible Tone Frequency Range	Connector Type	Weight g [oz]	Drawing Link
<a href="#">65700055</a>	\$407.00	Black	Selectable permanent, blinking, flashing, double flash, triple flash or rotating	9	24VDC +/- 10%	335mA	No	No	8-pin M12 A-coded	568 [20.03]	<a href="#">PDF</a>
<a href="#">65720055</a>	\$407.00	White									<a href="#">PDF</a>
<a href="#">65701055</a> *	\$438.00	Black			24 VDC +/- 20%	405mA	10 selectable tones (multi-tone, 105dB at 1 meter)	0.9 to 3.6 kHz	4-pin M12 A-coded (IO-Link)	565 [19.92]	<a href="#">PDF</a>
<a href="#">65721055</a> *	\$438.00	White									<a href="#">PDF</a>
<a href="#">65710055</a>	\$428.00	Black			24VDC +/- 10%				8-pin M12 A-coded	569 [20.07]	<a href="#">PDF</a>
<a href="#">65730055</a>	\$428.00	White									<a href="#">PDF</a>
<a href="#">65711055</a> *	\$459.00	Black			24 VDC +/- 20%				4-pin M12 A-coded (IO-Link)	570 [20.10]	<a href="#">PDF</a>
<a href="#">65731055</a> *	\$459.00	White									<a href="#">PDF</a>
<a href="#">65750055</a>	\$456.00	Black	Selectable permanent, blinking, flashing, double flash, triple flash or rotating	15	24VDC +/- 10%	555mA	No	No	8-pin M12 A-coded	794 [28.00]	<a href="#">PDF</a>
<a href="#">65770055</a>	\$456.00	White									<a href="#">PDF</a>
<a href="#">65751055</a> *	\$488.00	Black			24 VDC +/- 20%	620mA	10 selectable tones (multi-tone, 105dB at 1 meter)	0.9 to 3.6 kHz	4-pin M12 A-coded (IO-Link)	791 [27.90]	<a href="#">PDF</a>
<a href="#">65771055</a> *	\$488.00	White									<a href="#">PDF</a>
<a href="#">65760055</a>	\$472.00	Black			24VDC +/- 10%				8-pin M12 A-coded	792 [27.93]	<a href="#">PDF</a>
<a href="#">65780055</a>	\$472.00	White									<a href="#">PDF</a>
<a href="#">65761055</a> *	\$513.00	Black			24 VDC +/- 20%				4-pin M12 A-coded (IO-Link)	791 [27.90]	<a href="#">PDF</a>
<a href="#">65781055</a> *	\$513.00	White									<a href="#">PDF</a>

\*Supports IO-Link v1.1

# WERMA® LED Signal Towers eSIGN Series

Each eSIGN tier can be programmed and actuated individually, thus enabling maximum customizing of signaling options.

## Application examples:

- Access control
- Alerting
- Audible warning
- Building security
- Fault indication
- Filling level indication
- Material availability level
- Monitoring
- Operating status
- Process monitoring
- Status indication
- Visual warning



9 Tier

15 Tier

## Free Configuration Software

- website: [www.werma.com/software](http://www.werma.com/software)

## System requirements:

- Windows 10x86/64
- USB port required for hardware configuration
- USB-C cable required - purchase separately - [USB-CBL-AC6](#)

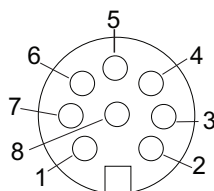
## Technical Specifications

LED Signal Towers eSIGN Series Technical Specifications		
Type	Non IO-Link models	IO-Link models
Mounting	Base, tube or wall mount	
Operating Temperature Range	-30 to 60°C [-22 to 140°F]	
Protection Degree	IP66 / IP69K	
UL Type Rating	Type 4 / 4X / 12 / 13	
LED Indicator (The status LED can be found inside the base behind the type label.)	Flashes Yellow: normal LED pulses: firmware update is being installed LED is off - USB-C cable not properly connected	Red: The power supply is on; no IO-Link communication. Green: The power supply is on; IO-Link communication is working. Yellow: Firmware-Update is running If no LED is active, please check the power supply
Protection Class	3	
Pollution Degree	3	
Housing Material	Polycarbonate	
Agency Approval *	cULus file E164155, CE, UKCA	

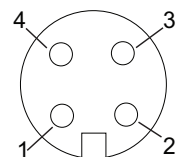
\*To obtain the most current agency approval information, see the Agency Compliance & Certifications Checklist section on the specific part number's web page.

## Wiring Diagrams

8-pin M12 A-coded		
M12 Pin Assignment	Wire Color of M12 Cable	Function
1	White	Signal 1
2	Brown	Signal 2
3	Green	Signal 3
4	Yellow	Signal 4
5	Gray	Signal 5
6	Pink	Signal 6
7	Blue	COM
8	Red	+24V



4-pin M12 A-coded (IO-Link)		
M12 Pin Assignment	Wire Color of M12 Cable (IEC 60947-5-2)	Function
1	Brown	L+
2	White	2L+
3	Blue	L-
4	Black	C/Q



Note: IO-Link Type/Class A: Some IO-Link masters with current consumption > 200mA need external auxiliary voltage (2L+).



# Signal Towers eSIGN Series Accessories

**96000064****96000065**

Signal Tower eSIGN Series Accessories				
Part Number	Price	Drawing Link	Description	Weight g [oz]
<a href="#">96000064</a>	\$36.50	<a href="#">PDF</a>	WERMA eSIGN series mounting tube with base, 70mm diameter, 110mm length, black, polyamide. For use with WERMA eSIGN signal towers.	38 [1.34]
<a href="#">96000065</a>	\$21.00	<a href="#">PDF</a>	WERMA eSIGN series mounting bracket adapter, wall mount, black, polyamide. For use with WERMA eSIGN signal towers.	56 [1.97]



# Signal Devices

## PYRA Xenon Industrial Signal Beacons 109 x 86 x 80mm PY X-S-05 Series

### Overview

The PYRA PY X-S-05 series Industrial Signal Beacons use the Pfannenberg Xenon flash technology. They offer 5 joules of flash energy, 50cd light intensity, and 164m [538ft] max viewing distance. The PYRA PY-XS-05 series is suitable for flush-mounting and housings can be easily mounted side-by-side.

### Features

- Simple electrical connection on the bottom of the casing
- Impact-resistant lens
- High intensity Xenon tube
- Modular design housings can be easily mounted side-by-side
- Installation options with external lugs or internal holes for flush-mounting
- 10-year warranty



**21510156055**



PYRA Xenon Industrial Signal Beacons 109 x 86 x 80mm PY X-S-05 Series												
Part Number	Price	Operator Color	Light Color	Voltage Operating Range	Nominal Current Consumption	Bulb Type	Light Function	Weight	Life Duration	Drawing Link		
<a href="#">21510151000</a>	\$178.00	Clear	Clear/White	115VAC 92-127 VAC 50/60 Hz	100mA	Xenon tube	Flashing Strobe (1Hz flash frequency)	165g [5.82 oz]	Light emission still 70% after 8,000,000 flashes	<a href="#">PDF</a>		
<a href="#">21510154055</a>	\$178.00	Amber	Amber							<a href="#">PDF</a>		
<a href="#">21510155055</a>	\$178.00	Red	Red							<a href="#">PDF</a>		
<a href="#">21510156055</a>	\$178.00	Green	Green							<a href="#">PDF</a>		
<a href="#">21510157055</a>	\$178.00	Blue	Blue							<a href="#">PDF</a>		
<a href="#">21510801000</a>	\$178.00	Clear	Clear/White	24VDC	300mA						200g [7.05 oz]	<a href="#">PDF</a>
<a href="#">21510804055</a>	\$178.00	Amber	Amber									<a href="#">PDF</a>
<a href="#">21510805055</a>	\$178.00	Red	Red									<a href="#">PDF</a>
<a href="#">21510806055</a>	\$178.00	Green	Green									<a href="#">PDF</a>
<a href="#">21510807055</a>	\$178.00	Blue	Blue									<a href="#">PDF</a>

PYRA Xenon Industrial Signal Beacons 109 x 86 x 80mm PY X-S-05 Series Specifications	
Flash Rate	1Hz (60 flashes/min)
Flash Energy	5J
Light Intensity (DIN 5037 with clear lens)	50cd
Maximum Viewing Distance	164m [538ft]
Operating Temperature	-40 to 55°C [-40 to 131°F]
Storage Temperature	-40 to 70°C [-40 to 158°F]
Relative Humidity	90% max.
Degree Of Protection (EN 60529)	IP66, NEMA 4/4X
Protection Class	II (double insulated equipment)
Duty Cycle	100%
Housing Material	Polycarbonate (PC)/ Acrylonitrile Butadiene Styrene (ABS) Blend
Lens Material	Polycarbonate (PC)
Cable Entry	3 x M20 knockouts prepared (sideways), 1 knockout on back
Integrated Seal With Cable Entry	6–13mm (feed-through grommet)
Connecting Terminal	0.14–2.5mm <sup>2</sup> fine wire, 24-14AWG (stranded)
Agency Approvals	CE, cULus File E189090





## PYRA Xenon Industrial Signal Beacons 166 x 114 x 134mm PY X-M-10 Series

### Overview

The PYRA PY X-M-10 series Industrial Signal Beacons use the Pfannenberg Xenon flash technology. They offer 10 joules of flash energy, 149cd light intensity, and 283m [928 ft] max viewing distance. The PYRA PY X-M-10 series offers four different flash rates set via DIP switch.

### Features

- Installation options with external lugs or internal holes
- Choice of four different flash rates via DIP switch
- Integrated inrush current limitation and undervoltage detection (option)
- Full synchronization on multi-flashing light systems
- High intensity Xenon tube
- Fast and easy surface-mount design
- 10-year warranty


**21551154055**


PYRA Xenon Industrial Signal Beacons 166 x 114 x 134mm PY X-M-10 Series										
Part Number	Price	Operator Color	Light Color	Voltage Operating Range	Nominal Current Consumption	Bulb Type	Light Function	Weight	Life Duration	Drawing Link
<a href="#">21551151000</a>	\$272.00	Clear	Clear/White	115VAC 50/60Hz	240mA @ 1Hz	Xenon tube	Selectable Flashing Strobe  1 Hz (60 flashes/min) 0.75 Hz (45 flashes/min) 0.5 Hz (30 flashes/min) 0.1 Hz (6 flashes/min)	440g [15.52 oz]	Light emission still 70% after 8,000,000 flashes	<a href="#">PDF</a>
<a href="#">21551154055</a>	\$272.00	Amber	Amber							<a href="#">PDF</a>
<a href="#">21551155055</a>	\$272.00	Red	Red							<a href="#">PDF</a>
<a href="#">21551156055</a>	\$272.00	Green	Green							<a href="#">PDF</a>
<a href="#">21551157055</a>	\$272.00	Blue	Blue							<a href="#">PDF</a>
<a href="#">21551811000</a>	\$301.00	Clear	Clear/White	24VDC 10–57 VDC	540mA @ 24VDC 1Hz	Xenon tube	Selectable Flashing Strobe  1 Hz (60 flashes/min) 0.75 Hz (45 flashes/min) 0.5 Hz (30 flashes/min) 0.1 Hz (6 flashes/min)	440g [15.52 oz]	Light emission still 70% after 8,000,000 flashes	<a href="#">PDF</a>
<a href="#">21551814055</a>	\$301.00	Amber	Amber							<a href="#">PDF</a>
<a href="#">21551815055</a>	\$301.00	Red	Red							<a href="#">PDF</a>
<a href="#">21551816055</a>	\$301.00	Green	Green							<a href="#">PDF</a>
<a href="#">21551817055</a>	\$301.00	Blue	Blue							<a href="#">PDF</a>

PYRA Xenon Industrial Signal Beacons 166 x 114 x 134mm PY X-M-10 Series Specifications	
Flash Rate	0.1 Hz / 0.5 Hz / 0.75 Hz / 1Hz (DIP switch)
Flash Energy	10J
Light Intensity (DIN 5037 with clear lens)	149cd
Maximum Viewing Distance	283m [928 ft]
Operating Temperature	-40 to 55°C [-40 to 131°F]
Storage Temperature	-40 to 70°C [-40 to 158°F]
Relative Humidity	90% max.
Degree Of Protection (EN 60529)	IP66, NEMA 4/4X
Protection Class	II (double insulated equipment)
Duty Cycle	100%
Housing Material	Polycarbonate (PC)/ Acrylonitrile Butadiene Styrene (ABS) Blend
Lens Material	Polycarbonate (PC)
Cable Entry	2 x M20 sideways, 2 x M20 bottom side
Integrated Seal With Cable Entry	7–13mm with the use of cable diameters <7mm, a cable screw joint with sufficient ingress protection must be provided
Connecting Terminal	0.14–2.5mm <sup>2</sup> fine wire, 24-14 AWG (stranded)
Agency Approvals	CE, UL File E189090



# Signal Devices

## PYRA Xenon Industrial Signal Beacons 212 x 144 x 157mm PY X-L-15 Series

### Overview

The PYRA PY X-L-15 series Industrial Signal Beacons use the Pfannenberg Xenon flash technology. They offer 15 joules of flash energy, 190cd light intensity, and 320m [1049ft] max viewing distance. The PYRA PY-X-L-15 series offers selectable flash frequency (6-60 flashes per minute).

### Features

- Large visual 3D-coverage area, more than double the output 10J flashing light
- Selectable flash frequency and synchronized flash
- Fast and easy surface-mount design
- High intensity Xenon tube
- 10-year warranty



**21561151000**



PYRA Xenon Industrial Beacons 212 x 144 x 157mm PY X-L-15 Series														
Part Number	Price	Operator Color	Light Color	Voltage Operating Range	Nominal Current Consumption	Bulb Type	Light Function	Weight	Life Duration	Drawing Link				
<a href="#">21561151000</a>	\$329.00	Clear	Clear/White	115VAC 50/60 Hz	300mA @ 1Hz	Xenon tube	Selectable Flashing Strobe 1Hz (60 flashes/min) 75Hz (45 flashes/min) 0.5 Hz (30 flashes/min) 0.1 Hz (6 flashes/min)	690g [1.52 lb]	Light emission still 70% after 8,000,000 flashes	<a href="#">PDF</a>				
<a href="#">21561154055</a>	\$329.00	Amber	Amber							<a href="#">PDF</a>				
<a href="#">21561155055</a>	\$329.00	Red	Red							<a href="#">PDF</a>				
<a href="#">21561156055</a>	\$329.00	Green	Green							<a href="#">PDF</a>				
<a href="#">21561157055</a>	\$329.00	Blue	Blue							<a href="#">PDF</a>				
<a href="#">21561801000</a>	\$329.00	Clear	Clear/White	24VDC (+/- 20%)	540mA @ 1Hz									<a href="#">PDF</a>
<a href="#">21561804055</a>	\$329.00	Amber	Amber											<a href="#">PDF</a>
<a href="#">21561805055</a>	\$329.00	Red	Red											<a href="#">PDF</a>
<a href="#">21561806055</a>	\$329.00	Green	Green											<a href="#">PDF</a>
<a href="#">21561807055</a>	\$329.00	Blue	Blue											<a href="#">PDF</a>

PYRA Xenon Industrial Beacons 212 x 144 x 157mm PY X-L-15 Series Specifications	
Flash Rate	0.1 Hz / 0.5 Hz / 0.75 Hz / 1Hz
Flash Energy	15J
Light Intensity (DIN 5037 with clear lens)	190cd
Maximum Viewing Distance	320m [1049ft]
Operating Temperature	-40 to 55°C [-40 to 131°F]
Storage Temperature	-40 to 70°C [-40 to 158°F]
Relative Humidity	90% max.
Degree Of Protection (EN 60529)	IP66, NEMA 4/4X
Protection Class	II (double insulated equipment)
Duty Cycle	100%
Housing Material	Polycarbonate (PC)/ Acrylonitrile Butadiene Styrene (ABS) Blend
Lens Material	Polycarbonate (PC)
Cable Entry	4 x M20 (prepared)
Integrated Seal With Cable Entry	7–13mm with the use of cable diameters <7mm, a cable screw joint with sufficient ingress protection must be provided
Connecting Terminal	0.14–2.5mm <sup>2</sup> fine wire, 24-14 AWG (stranded)
Agency Approvals	CE, cULus File E189090



## PYRA LED Industrial Signal Beacons 166 x 114 x 124mm PY L-M Series

### Overview

The PYRA PY L-M series Industrial Signal Beacons are designed for optical signaling of conditions in industry, trade, and construction areas. The LEDs can be operated in different modes; permanent, blinking, or flashing via an internal switch. They offer 23cd light intensity, and 111m [364ft] max viewing distance.

### Features

- RGB multi color LED light with wide signaling area and maximum visibility
- Selectable signaling modes – permanent, blinking, or flashing
- Multiple system status can be indicated using one device
- Selectable blink and flash frequencies
- Flush-mount installation is fully integrable into the design of your machine and equipment
- 10-year warranty


**21553648055**


PYRA LED Industrial Signal Beacons 166 x 114 x 124mm PY L-M Series										
Part Number	Price	Operator Color	Light Color	Voltage Operating Range	Max. Current Consumption	Bulb Type	Light Function	Weight	Life Duration	Drawing Link
<a href="#">21553648055</a>	\$339.00	Clear	Red/Yellow/ Green/Blue	115–230 VAC 50/60 Hz	36mA @ 230VAC	LED	Selectable permanent, blinking, flashing	400g [14.10 oz]	≥50,000 hrs	<a href="#">PDF</a>
<a href="#">21553818055</a>	\$339.00			12–48 VDC	120mA @ 24VDC					<a href="#">PDF</a>

PYRA LED Industrial Signal Beacons 166 x 114 x 124mm PY L-M Series Specifications	
Light Alternation Frequency	Blinking: 1Hz / 2Hz Flashing: 0.1 Hz / 0.5 Hz / 0.75 Hz / 1Hz / 2Hz
Light Intensity (DIN 5037 with clear lens)	23cd (reducible)
Maximum Viewing Distance	111m [364ft]
Operating Temperature	-40 to 55°C [-40 to 131°F]
Storage Temperature	-40 to 70°C [-40 to 158°F]
Relative Humidity	90% max.
Installation Position	Any position
Degree Of Protection (EN 60529)	IP66, NEMA 4/4X
Protection Class	II (double insulated equipment)
Housing Material	Polycarbonate (PC)/ Acrylonitrile Butadiene Styrene (ABS) Blend
Lens Material	Polycarbonate (PC)
Cable Entry	4 x M20 pre-embossed
Connecting Terminal	0.14–2.5mm² fine wire, 24-14AWG (stranded)
Agency Approvals	CE, cULus File E189090

## PYRA LED Traffic Lights PY L-S-TL Series


### Overview

The PYRA PY L-S-TL series LED Traffic Lights are designed for the signaling of hazardous conditions in industry, trade, and construction areas and are available in 2 or 3 tier models.

The LED in the light section can be operated in different modes, each can be activated by an internal switch, permanent/ blinking/ flashing (selectable blink/ flash frequency).

### Features

- The pre-wired base can accommodate several lights
- Selectable signaling modes: permanent, blinking, and flashing
- Selectable blink & flash frequencies
- Fast and easy surface-mount design
- 10-year warranty


**21514642055**

**21514813055**


PYRA LED Traffic Lights PY L-S-TL Series										
Part Number	Price	Voltage Operating Range	Current Consumption	Bulb Type	Number Of Tiers	Light Function	Light Colors	Body Color	Weight	Drawing Link
<a href="#">21514642055</a>	\$331.00	115-230 VAC 50/60 Hz	51mA @ 115VAC 36mA @ 230VAC	LED	2	Permanent/ blinking/flashing (selectable blink/ flash frequency)	Red/Green	Light gray	265g [9.34 oz] per light / max.	<a href="#">PDF</a>
<a href="#">21514643055</a>	\$445.00				3		Red/Yellow/Green			<a href="#">PDF</a>
<a href="#">21514812055</a>	\$364.00	12-48 VDC	275mA @ 12VDC 65mA @ 24VDC		2		Red/Green			<a href="#">PDF</a>
<a href="#">21514813055</a>	\$490.00				3		Red/Yellow/Green			<a href="#">PDF</a>

PYRA LED Traffic Lights PY L-S-TL Series Specifications	
Light Intensity	76cd (reducible) per single unit
Maximum Viewing Distance	202m [662 ft]
Operating Temperature	-40 to 55°C [ -40 to 131°F]
Storage Temperature	-40 to 70°C [ -40 to 158°F]
Installation Position	Any position
Degree Of Protection	IP66 (EN 60529), Type 4 & 4X, IK08 (EN 50102)
Protection Class	II (double insulated equipment)
Housing Material	Polycarbonate (PC)/ Acrylonitrile Butadiene Styrene (ABS) Blend
Lens Material	Polycarbonate (PC)
Cable Entry	4-stage: 8 x M20 pre-embossed 2 and 3-stage: 6 x M20 pre-embossed
Connecting Terminals	0.14 - 2.5 mm² fine stranded, 24-14AWG
Humidity	90% max
Agency Approval	CE, cULus File E189090


## PRYA Xenon Audible-Visual Signal Beacons 166 x 114 x 134mm PY X-MA-10 Series

### Overview

The PYRA PY-X-MA-10 series Audible-Visual Beacons are designed for the signaling of hazardous conditions in industry, trade, and construction areas. The devices offer eight selectable tones and a choice of four different flash rates via a DIP switch.

### Features

- Choice of four different flash rates via DIP switch
- Integrated inrush current limitation and undervoltage detection.
- Full synchronization of multi-flashing light systems.
- Light and sounder can be controlled separately
- High intensity Xenon tube
- Short assembly and installation times using external lugs or internal holes for surface-mount
- 10-year warranty


**21555157055**


PYRA Xenon Audible-Visual Signal Beacons 166 x 114 x 134mm PY X-MA-10 Series												
Part Number	Price	Operator Color	Light Color	Voltage Operating Range	Nominal Current Consumption <sup>1</sup>	Tone Type	Tone Frequency	Loudness Decibels	Bulb Type	Light Function	Weight	Drawing Link
<a href="#">21555154055</a>	\$371.00	Amber	Amber	115VAC 50/60 Hz	250-270mA	(8) selectable	110Hz 3kHz	101dB at 1m	Xenon tube	Selectable flashing strobe	660g [1.45 lb]	<a href="#">PDF</a>
<a href="#">21555155055</a>	\$371.00	Red	Red									<a href="#">PDF</a>
<a href="#">21555156055</a>	\$371.00	Green	Green									<a href="#">PDF</a>
<a href="#">21555157055</a>	\$371.00	Blue	Blue									<a href="#">PDF</a>
<a href="#">21555814055</a>	\$371.00	Amber	Amber	24VDC 10–57 VDC	540mA @ 24VDC	(8) selectable	110Hz 3kHz	101dB at 1m	Xenon tube	Selectable flashing strobe	580g [1.27 lb]	<a href="#">PDF</a>
<a href="#">21555815055</a>	\$371.00	Red	Red									<a href="#">PDF</a>
<a href="#">21555816055</a>	\$371.00	Green	Green									<a href="#">PDF</a>
<a href="#">21555817055</a>	\$371.00	Blue	Blue									<a href="#">PDF</a>

<sup>1</sup> Power consumption dependent on operating voltage.

PYRA Xenon Audible-Visual Signal Beacons 166 x 114 x 134mm PY X-MA-10 Series Specifications	
Sound Level Reduction	Maximum –20 dB via potentiometer
Flash Energy And Flash Rate	10J @ 0.1 Hz   0.5 Hz   0.75 Hz   1Hz
Light Intensity (DIN 5037 with clear lens)	149cd
Operating Temperature	–40 to 55°C [–40 to 131°F]
Storage Temperature	–40 to 70°C [–40 to 158°F]
Relative Humidity	90%
Degree Of Protection (EN 60529)	IP66
Protection Class	II (double insulated equipment)
Service Life Of The Light Source	Light emission still 70% after 8,000,000 flashes
Housing Material	Polycarbonate (PC)/ Acrylonitrile Butadiene Styrene (ABS) Blend
Lens Material	Polycarbonate (PC)
Cable Entry	2 x M20 on side, 1 x M20 on bottom
Integrated Seal With Cable Entry	6–13 mm
Connecting Terminal	2.5 mm <sup>2</sup> fine wire, 16AWG
Agency Approvals	CE, cULus File S7256

## PYRA LED Audible-Visual Signal Beacons 166 x 114 x 134mm PY L-MA-RGB Series

### Overview

The PYRA PY L-MA-RGB Audible-Visual Signal Beacon series is designed for the optical signaling of hazardous conditions in industry, trade, and construction areas.

The LEDs in the light section can be operated in different modes, all of which can be activated by an internal switch. The multicolor versions allow different colors to be assigned to the individual operating modes and feature the option of selecting alternative operating modes and colors via external control. Optional acoustic signaling when the lights are used in combination with the integrated sounder.

### Features

- Choice of four different flash rates via DIP switch
- On-board current regulation to stabilize load fluctuation
- Integrated inrush current limitation and undervoltage detection
- Full synchronization of multi-flashing light systems
- Light and sounder can be controlled separately
- Short assembly and installation times using external lugs or internal holes for surface-mount
- 10-year warranty



**21556818055**



PYRA LED Audible-Visual Signal Beacons 166 x 114 x 134mm PY L-MA-RGB Series												
Part Number	Price	Operator Color	Light Color	Voltage Operating Range	Current Consumption	Tone Type	Tone Frequency	Loudness Decibels	Bulb Type	Light Function	Weight	Drawing Link
<a href="#">21556648055</a>	\$396.00	Clear	Red/ Yellow/ Green/ Blue	115–230 VAC 50/60 Hz	Light 36mA @ 230VAC Sound 10mA @ 230VAC	(8) selectable	110Hz 3kHz	101dB at 1m	LED	Selectable permanent, blinking or flashing	620g [1.36 lb]	<a href="#">PDF</a>
<a href="#">21556818055</a>	\$396.00			12–48 VDC	Light 120mA @ 24VDC Sound 15mA @ 24VDC							<a href="#">PDF</a>

PYRA LED Audible-Visual Signal Beacons 166 x 114 x 134mm PY L-MA-RGB Series Specifications	
Sound Level Reduction	Maximum –20dB via potentiometer
Light Alternation Frequency	Blinking light 1 Hz / 2 Hz Flashing light 0.1 Hz / 0.5 Hz / 0.75 Hz / 1Hz / 2Hz
Light Intensity (DIN 5037 with clear lens)	23cd (reducible)
Maximum Viewing Distance	111m [364ft]
Operating Temperature	–40 to 55°C [–40 to 131°F]
Storage Temperature	–40 to 70°C [–40 to 158°F]
Installation Position	Any position
Degree Of Protection (EN 60529)	IP66, NEMA 4/4X
Protection Class	II (double insulated equipment)
Service Life Of The Light Source	≥50,000 hrs
Housing Material	Polycarbonate (PC)/ Acrylonitrile Butadiene Styrene (ABS) Blend
Lens Material	Polycarbonate (PC)
Cable Entry	3 x M20 pre-embossed
Connecting Terminal	0.14 - 2.5 mm <sup>2</sup> fine wire stranded, 24-14 AWG (stranded)
Agency Approvals	CE, cULus File S7256





## PYRA Xenon Audible-Visual Signal Beacons 216 x 144 x 172mm PY X-LA-15 Series

### Overview

The PYRA PY X-LA-15 Audible-Visual Signal Beacons series generates visual signals with four different adjustable flashing frequencies. Powerful flashing light sounder combination with 15J in an extremely robust enclosure for any outdoor and indoor application with IP66 protection. Audio and visual signals can be controlled separately.

### Features

- A 103db sounder is integrated into a visual signal. Audio and visual signals can be controlled separately
- Large visual 3D-coverage area, doubling the 10 Joules flashing light output
- 8 tones are selectable and sound level is reducible by -25dB for adaption to any industry and environment
- Surface-mount design for quick and easy installation
- High intensity Xenon tube
- 10-year warranty


**21565155055**


PYRA Xenon Audible-Visual Signal Beacons 216 x 144 x 172mm PY X-LA-15 Series																	
Part Number	Price	Operator Color	Light Color	Voltage Operating Range	Nominal Current Consumption¹	Tone Type	Tone Frequency	Loudness Decibels	Bulb Type	Light Function	Weight	Drawing Link					
<a href="#">21565154055</a>	\$468.00	Amber	Amber	115VAC 50/60 Hz	Light 300mA @ 1Hz Sound 15mA @ 1Hz	(8) selectable	110Hz 3kHz	103dB at 1m	Xenon tube	Selectable flashing strobe	900g [1.52 lb]	<a href="#">PDF</a>					
<a href="#">21565155055</a>	\$468.00	Red	Red									<a href="#">PDF</a>					
<a href="#">21565156055</a>	\$468.00	Green	Green									<a href="#">PDF</a>					
<a href="#">21565157055</a>	\$468.00	Blue	Blue									<a href="#">PDF</a>					
<a href="#">21565804055</a>	\$468.00	Amber	Amber	24VDC	Light 540mA @ 1Hz Sound 20mA @ 1Hz											870g [1.91 lb]	<a href="#">PDF</a>
<a href="#">21565805055</a>	\$468.00	Red	Red														<a href="#">PDF</a>
<a href="#">21565806055</a>	\$468.00	Green	Green														<a href="#">PDF</a>
<a href="#">21565807055</a>	\$468.00	Blue	Blue														<a href="#">PDF</a>

<sup>1</sup> Power consumption dependent on operating voltage.

PYRA Xenon Audible-Visual Signal Beacons 216 x 144 x 172mm PY X-LA-15 Series Specifications	
Sound Level Reduction	Maximum -25 dB via potentiometer
Flash Energy And Flash Rate	15J @ 0.1 Hz / 0.5 Hz / 0.75 Hz / 1Hz
Light Intensity (DIN 5037 with clear lens)	190cd
Max. Viewing Distance	320m [1050ft]
Operating Temperature	-40 to 55°C [-40 to 131°F]
Storage Temperature	-40 to 70°C [-40 to 158°F]
Relative Humidity	90%
Degree Of Protection (EN 60529)	IP66, NEMA 4/4X
Protection Class	II (double insulated equipment)
Housing Material	Polycarbonate (PC)/ Acrylonitrile Butadiene Styrene (ABS) Blend
Lens Material	Polycarbonate (PC)
Cable Entry	4 x M20 (prepared)
Integrated Seal With Cable Entry	7-13mm with the use of cable diameters <7mm, a cable screw joint with sufficient ingress protection must be provided
Connecting Terminal	0.14-2.5mm <sup>2</sup> fine wire, 24-14AWG (stranded)
Agency Approvals	CE, cULus File S7256


## PATROL Xenon Audible-Visual Signal Beacons 109 x 81 x 172mm PA X 1-05 Series

### Overview

The PATROL PA X 1-05 series of Audible-Visual Signal Beacons reaches a 105dB nominal sound pressure level with 5 Joules flash and offers 80 selectable alarm tones. Up to 4 different tones can be configured in one device and used as alarm levels.

### Features

- Highly efficient with good penetration of acoustical obstacles, these features reduce the required number of sounders
- Pre-wired sounder and light
- Corresponding light intensity available for every sound pressure level
- Surface-mount or flush-mount design for quick and easy installation
- High intensity Xenon tube
- 10-year warranty



**23311156055**



PATROL Xenon Audible-Visual Signal Beacons 109 x 81 x 172mm PA X 1-05 Series												
Part Number	Price	Operator Color	Light Color	Voltage Operating Range	Nominal Current Consumption <sup>1</sup>	Tone Type	Tone Frequency	Loudness Decibels	Bulb Type	Light Function	Weight	Drawing Link
<a href="#">23311154055</a>	\$381.00	Amber	Amber	115VAC	110–130 mA	(80) selectable	150Hz 2.9 kHz	105dB at 1m	Xenon tube	Flashing Strobe (1Hz flash frequency)	725g [1.59 lb]	<a href="#">PDF</a>
<a href="#">23311155055</a>	\$381.00	Red	Red									<a href="#">PDF</a>
<a href="#">23311156055</a>	\$381.00	Green	Green									<a href="#">PDF</a>
<a href="#">23311157055</a>	\$381.00	Blue	Blue									<a href="#">PDF</a>
<a href="#">23311804055</a>	\$367.00	Amber	Amber	24VDC	315–365 mA @ 24VDC	(80) selectable	150Hz 2.9 kHz	105dB at 1m	Xenon tube	Flashing Strobe (1Hz flash frequency)	800g [1.76 lb]	<a href="#">PDF</a>
<a href="#">23311805055</a>	\$367.00	Red	Red									<a href="#">PDF</a>
<a href="#">23311806055</a>	\$367.00	Green	Green									<a href="#">PDF</a>
<a href="#">23311807055</a>	\$367.00	Blue	Blue									<a href="#">PDF</a>

<sup>1</sup> Power consumption dependent on operating voltage.

PATROL Xenon Audible-Visual Signal Beacons 109 x 81 x 172mm PA X 1-05 Series Specifications	
Sound Level Reduction	Maximum –12 dB via potentiometer
Alarm Tones	80 / Up to 4 tones are externally selectable
Flash Energy And Flash Rate	AC models: 5J @ 1Hz (60 flashes/min) DC models: 10J @ 1Hz (60 flashes/min)
Light Intensity (DIN 5037 with clear lens)	AC models: 50cd DC models: 149CD
Operating Temperature	–40 to 55°C [ –40 to 131°F]
Storage Temperature	–40 to 70°C [ –40 to 158°F]
Relative Humidity	90%
Degree Of Protection	IP66, NEMA 4/4X
Protection Class	II (double insulated equipment)
Service Life Of The Light Source	Light emission still 70% after 8,000,000 flashes
Housing Material	Polycarbonate (PC)/ Acrylonitrile Butadiene Styrene (ABS) Blend
Lens Material	Polycarbonate (PC)
Cable Entry	3 x M20 knockouts on side, 1 knockout on back
Integrated Seal With Cable Entry	6–13 mm (feed-through grommet)
Connecting Terminals	2.5 mm <sup>2</sup> fine wire with cable end sleeve, 16AWG
Agency Approval	CE, cULus File S7256

## PATROL Xenon Audible-Visual Signal Beacons 163 x 132 x 215mm PA X 5-05 Series

### Overview

Pfannenberg Audible-Visual Signal Beacons PATROL PA X 5-05 series reaches a 107dB nominal sound pressure level with 5 Joules flash and offers 80 selectable alarm tones. Up to 4 different tones can be configured in one device and used as alarm levels.

### Features

- High efficiency and good penetration of acoustical obstacles significantly reduce the required number of sounders
- Pre-wired sounder and light
- Corresponding light intensity available for every sound pressure level
- Surface-mount or flush-mount design for quick and easy installation
- High intensity Xenon tube
- 10-year warranty



**23351804055**



PATROL Xenon Audible-Visual Signal Beacons 163 x 132 x 215mm PA X 5-05 Series																	
Part Number	Price	Operator Color	Light Color	Voltage Operating Range	Nominal Current Consumption <sup>1</sup>	Tone Type	Tone Frequency	Loudness Decibels	Bulb Type	Light Function	Weight	Drawing Link					
<a href="#">23351154055</a>	\$480.00	Amber	Amber	115VAC 50/60 Hz	5J 110–130mA 10J 250–260mA	(80) selectable	150Hz 2.9 kHz	107db @ 1m107dB at 1m	Xenon tube	Flashing Strobe (1Hz flash frequency)]	725g [1.59 lb]	<a href="#">PDF</a>					
<a href="#">23351155055</a>	\$480.00	Red	Red									<a href="#">PDF</a>					
<a href="#">23351156055</a>	\$480.00	Green	Green									<a href="#">PDF</a>					
<a href="#">23351157055</a>	\$480.00	Blue	Blue									<a href="#">PDF</a>					
<a href="#">23351804055</a>	\$480.00	Amber	Amber	24VDC	5J 315–365mA 10J 565–620mA											983g [2.17 lb]	<a href="#">PDF</a>
<a href="#">23351805055</a>	\$480.00	Red	Red														<a href="#">PDF</a>
<a href="#">23351806055</a>	\$480.00	Green	Green														<a href="#">PDF</a>
<a href="#">23351807055</a>	\$480.00	Blue	Blue														<a href="#">PDF</a>

<sup>1</sup> Power consumption dependent on operating voltage.

PATROL Xenon Audible-Visual Signal Beacons 163 x 132 x 215mm PA X 5-05 Series Specifications	
Sound Level Reduction	Maximum –12 dB via potentiometer
Alarm Tones	80 / Up to 4 tones are externally selectable
Flash Energy And Flash Rate	AC models: 5J @ 1Hz (60 flashes/min) DC models: 10J @ 1Hz (60 flashes/min)
Light Intensity (DIN 5037 with clear lens)	AC models: 50cd DC models: 149CD
Operating Temperature	-40 to 55°C [ -40 to 131°F]
Storage Temperature	-40 to 70°C [ -40 to 158°F]
Relative Humidity	90%
Degree Of Protection	IP66, NEMA 4/4X
Protection Class	II (double insulated equipment)
Service Life Of The Light Source	Light emission still 70% after 8,000,000 flashes
Housing Material	Polycarbonate (PC)/ Acrylonitrile Butadiene Styrene (ABS) Blend
Lens Material	Polycarbonate (PC)
Cable Entry	3 x M20 knockouts on side, 1 knockout on back
Integrated Seal With Cable Entry	6–13 mm (feed-through grommet)
Connecting Terminals	2.5 mm <sup>2</sup> fine wire with cable end sleeve, 16AWG
Agency Approval	CE, cULus File S7256



# Signal Devices

## PATROL LED Audible-Visual Signal Beacons 163 x 132 x 215mm PA L 5 Series

### Overview

Pfannenberg Audible-Visual Signal Beacons PATROL PA L 5 series reaches a 107dB nominal sound pressure level with 5 Joules flash and offers 80 selectable alarm tones. Up to 4 different tones can be configured in one device and used as alarm levels.

### Features

- 80 selectable tones
- Up to 4 different tones can be configured in one device and used as alarm levels
- Selectable signaling modes: permanent, blinking or flashing
- Surface-mount or flush-mount design for quick and easy installation
- 10-year warranty



**23353158055**



PATROL LED Audible-Visual Signal Beacons 163 x 132 x 215mm PA L 5 Series												
Part Number	Price	Operator Color	Light Color	Voltage Operating Range	Nominal Current Consumption	Tone Type	Tone Frequency	Loudness Decibels	Bulb Type	Light Function	Weight	Drawing Link
<a href="#">23353108055</a>	\$480.00	Clear	Red/ Yellow/ Green/ Blue	230VAC 50/60 Hz	Light 36mA Sound 16mA	(80) selectable	150Hz 2.9 kHz	107dB at 1m	LED	Selectable permanent, blinking or flashing	980g [2.16 lb]	<a href="#">PDF</a>
<a href="#">23353158055</a>	\$480.00			115VAC 50/60 Hz	Light 51mA Sound 30mA							<a href="#">PDF</a>
<a href="#">23353638055</a>	\$480.00			12-48 VDC	Light 120mA Sound 70mA						800g [1.76 lb]	<a href="#">PDF</a>

PATROL LED Audible-Visual Signal Beacons 163 x 132 x 215mm PA L 5 Series Specifications	
Sound Level Reduction	Maximum -12dB via potentiometer
Alarm Tones	80 / Up to 4 tones are externally selectable
Light Alternation Frequency	Blinking light 1Hz / 2Hz   Flashing light 0.1 Hz / 0.5 Hz / 0.75 Hz / 1Hz / 2 Hz
Light Source	Single color: two high output LED / RGB: one high output LED
Light Intensity (DIN 5037 with clear lens)	AC models: 50cd DC models: 149CD
Maximum Viewing Distance	111m [364ft]
Operating Temperature	-40 to 55°C [-40 to 131°F]
Storage Temperature	-40 to 70°C [-40 to 158°F]
Relative Humidity	90%
Mounting	Any position
Degree Of Protection	IP66, NEMA 4/4X
Protection Class	II (double insulated equipment)
Service Life Of The Light Source	≥50,000 hrs
Housing Material	Polycarbonate (PC)/ Acrylonitrile Butadiene Styrene (ABS) Blend
Lens Material	Polycarbonate (PC)
Cable Entry	4 x M20 pre-embossed
Integrated Seal With Cable Entry	6-13 mm (feed-through grommet)
Connecting Terminals	0.14 - 2.5 mm <sup>2</sup> fine stranded, 24-14AWG
Agency Approval	CE, cULus File S7256


## PATROL Xenon Audible-Visual Signal Beacons 214 x 156 x 270mm PA X 10-10 Series

### Overview

Pfannenberg Xenon Audible-Visual Signal Beacons PATROL PA X 10-10 series produces acoustic signals in 80 different tones, which can be selected using an internal switch. The external control can be used to switch over to a maximum of 3 additional tones.

### Features

- High efficiency and good penetration of acoustical obstacles significantly reduce the required number of sounders
- Pre-wired sounder and light
- Corresponding light intensity available for every sound pressure level
- Surface-mount design for quick and easy installation
- High intensity Xenon tube
- 10-year warranty


**23361157055**


PATROL Xenon Audible-Visual Signal Beacons 214 x 156 x 270mm PA X 10-10 Series												
Part Number	Price	Operator Color	Light Color	Voltage Operating Range	Nominal Current Consumption <sup>1</sup>	Tone Type	Tone Frequency	Loudness Decibels	Bulb Type	Light Function	Weight	Drawing Link
<a href="#">23361154055</a>	\$693.00	Amber	Amber	115VAC 50/60 Hz	300–450mA	(80) selectable	150Hz 2.9 kHz	117dB at 1m	Xenon tube	Flashing Strobe (1Hz flash frequency)	2133g [4.70 lb]	<a href="#">PDF</a>
<a href="#">23361155055</a>	\$693.00	Red	Red									<a href="#">PDF</a>
<a href="#">23361156055</a>	\$693.00	Green	Green									<a href="#">PDF</a>
<a href="#">23361157055</a>	\$693.00	Blue	Blue									<a href="#">PDF</a>
<a href="#">23361804055</a>	\$693.00	Amber	Amber	24VDC	680–1040mA	(80) selectable	150Hz 2.9 kHz	117dB at 1m	Xenon tube	Flashing Strobe (1Hz flash frequency)	2056g [4.53 lb]	<a href="#">PDF</a>
<a href="#">23361805055</a>	\$693.00	Red	Red									<a href="#">PDF</a>
<a href="#">23361806055</a>	\$693.00	Green	Green									<a href="#">PDF</a>
<a href="#">23361807055</a>	\$693.00	Blue	Blue									<a href="#">PDF</a>

<sup>1</sup>Power consumption dependent on operating voltage.

PATROL Xenon Audible-Visual Signal Beacons 214 x 156 x 270mm PA X 10-10 Series Specifications	
Sound Level Reduction	Maximum –12 dB via potentiometer
Alarm Tones	80 / Up to 4 tones are externally selectable
Flash Energy	10J
Flash Rate	1Hz (60 flashes/min)
Light Intensity (DIN 5037 with clear lens)	129cd
Operating Temperature	-40 to 55°C [ -40 to 131°F]
Storage Temperature	-40 to 70°C [ -40 to 158°F]
Relative Humidity	90%
Degree Of Protection	IP66, NEMA 4/4X
Protection Class	II (double insulated equipment)
Service Life Of The Light Source	Light emission still 70% after 8,000,000 flashes
Housing Material	Polycarbonate (PC)/ Acrylonitrile Butadiene Styrene (ABS) Blend
Lens Material	Polycarbonate (PC)
Cable Entry	4 x M20 knockouts prepared (on side), 1 knockout on back
Integrated Seal With Cable Entry	6–13 mm (feed-through grommet)
Connecting Terminals	2.5 mm <sup>2</sup> fine wire with cable end sleeve, 16AWG
Agency Approval	CE, cULus File S7256




## PATROL Xenon Audible-Visual Signal Beacons 214 x 181 x 270mm PA X 20-15 Series

### Overview

Pfannenberg Xenon Audible-Visual Signal Beacons PATROL PA X 20-15 series produces acoustic signals in 80 different alarm tones. Up to 4 different tones can be configured in one device and used as alarm levels.

### Features

- High efficiency and good penetration of acoustical obstacles significantly reduce the required number of sounders
- Pre-wired sounder and light
- Corresponding light intensity available for every sound pressure level
- Surface-mount design for quick and easy installation
- High intensity Xenon tube
- 10-year warranty



**23372155055**



PATROL Xenon Audible-Visual Signal Beacons 214 x 181 x 270mm PA X 20-15 Series												
Part Number	Price	Operator Color	Light Color	Voltage Operating Range	Nominal Current Consumption <sup>1</sup>	Tone Type	Tone Frequency	Loudness Decibels	Bulb Type	Light Function	Weight	Drawing Link
<a href="#">23372154055</a>	\$1,114.00	Amber	Amber	115VAC 50/60 Hz	330–660mA	(80) selectable	150Hz 2.9 kHz	122dB at 1m	Xenon tube	Flashing Strobe (1Hz flash frequency)	2298g [5.06 lb]	<a href="#">PDF</a>
<a href="#">23372155055</a>	\$1,114.00	Red	Red									<a href="#">PDF</a>
<a href="#">23372156055</a>	\$1,114.00	Green	Green									<a href="#">PDF</a>
<a href="#">23372157055</a>	\$1,114.00	Blue	Blue									<a href="#">PDF</a>
<a href="#">23372804055</a>	\$1,114.00	Amber	Amber	24VDC	850–1650mA	(80) selectable	150Hz 2.9 kHz	122dB at 1m	Xenon tube	Flashing Strobe (1Hz flash frequency)	2221g [4.89 lb]	<a href="#">PDF</a>
<a href="#">23372805055</a>	\$1,114.00	Red	Red									<a href="#">PDF</a>
<a href="#">23372806055</a>	\$1,114.00	Green	Green									<a href="#">PDF</a>
<a href="#">23372807055</a>	\$1,114.00	Blue	Blue									<a href="#">PDF</a>

<sup>1</sup>Power consumption dependent on operating voltage.

PATROL Xenon Audible-Visual Signal Beacons 214 x 181 x 270mm PA X 20-15 Series Specifications	
Sound Level Reduction	Maximum –12dB via potentiometer
Alarm Tones	80 / Up to 4 tones are externally selectable
Flash Energy	15J
Flash Rate	1 Hz (60 flashes/min)
Light Intensity (DIN 5037 with clear lens)	190cd
Max. Viewing Distance	111m [364.17 ft]
Operating Temperature	-40 to 55°C [ -40 to 131°F]
Storage Temperature	-40 to 70°C [ -40 to 158°F]
Relative Humidity	90%
Degree Of Protection	IP66, NEMA 4/4X
Protection Class	II (double insulated equipment)
Service Life Of The Light Source	Light emission still 70% after 8,000,000 flashes
Housing Material	Polycarbonate (PC)/ Acrylonitrile Butadiene Styrene (ABS) Blend
Lens Material	Polycarbonate (PC)
Cable Entry	4 x M20 knockouts prepared (on side), 1 knockout on back
Integrated Seal With Cable Entry	6–13 mm (feed-through grommet)
Connecting Terminals	2.5 mm <sup>2</sup> fine wire with cable end sleeve, 16AWG
Agency Approval	CE, cULus File S7256



# Pfannenberg Signal Devices

ELECTRO-TECHNOLOGY FOR INDUSTRY

## PATROL Audible-Signal Horns PA 1/PA 5 Series

### Overview

Pfannenberg Audible-Signal Horns PATROL PA 1/PA 5 series meets the requirements of IP rating protection and impact-proof housing. In addition, the base connection terminals, nondetachable seals and quick-locking elements greatly facilitate easy mounting.

### Features

- 80 selectable pre-programmed tones
- Up to 4 different tones can be configured in one device and used as alarm levels
- Superior sound penetration and coverage
- Operates in harsh environments
- Surface-mount or flush-mount design for quick and easy installation
- 10-year warranty



**23310150055**



PATROL Audible-Signal Horns PA 1/PA 5 Series									
Part Number	Price	Operator Color	Voltage Operating Range	Nominal Current Consumption¹	Tone Type	Tone Frequency	Loudness Decibels	Weight	Drawing Link
<a href="#">23310150055</a>	\$187.00	Gray	115VAC 50/60 Hz	8–30mA	(80) selectable	150Hz 2.9 kHz	105dB at 1m	405g [14.28 oz]	<a href="#">PDF</a>
<a href="#">23310150900</a>	\$187.00	Gray							<a href="#">PDF</a>
<a href="#">23310630055</a>	\$174.00	Gray	10–57 VDC	6–80mA			105dB at 1m	270g [9.52 oz]	<a href="#">PDF</a>
<a href="#">23310630101</a> *	\$195.00	Gray							<a href="#">PDF</a>
<a href="#">23310630900</a>	\$174.00	Gray							<a href="#">PDF</a>
<a href="#">23350150055</a>	\$287.00	Gray	115VAC 50/60 Hz	8–30mA			107dB at 1m	778g [1.71 lb]	<a href="#">PDF</a>
<a href="#">23350630055</a>	\$287.00	Gray	10–57 VDC	6–80mA				643g [1.41 lb]	<a href="#">PDF</a>

\* Requires a 4-pin female M12 cable, purchase separately.

<sup>1</sup> Power consumption dependent on operating voltage.

PATROL Audible-Signal Horns PA 1/PA 5 Series Specifications	
Sound Level Reduction	Max. –12dB via potentiometer
Alarm Tones	80 / Up to 4 tones are externally selectable
Operating Temperature	–40 to 55°C [–40 to 131°F]
Storage Temperature	–40 to 70°C [–40 to 158°F]
Relative Humidity	90%
Degree Of Protection	IP66, NEMA 4/4X
Protection Class	II (double insulated equipment)
Duty Cycle	100%
Housing Material	Polycarbonate (PC)/ Acrylonitrile Butadiene Styrene (ABS) Blend
Cable Entry	2331xxxxxxx series: 3 x M20 knockouts on side, 1 knockout on back 2335xxxxxxx series 5 x M20 knockouts on side, 1 knockout on back
Integrated Seal With Cable Entry	6–13 mm (feed-through grommet)
Connecting Terminals	2.5 mm <sup>2</sup> fine wire with cable end sleeve, 16AWG
Agency Approval	CE, cULus File S7256



# Signal Devices

## PATROL Audible-Signal Horns PA 10/PA 20 Series

### Overview

Pfannenberg Audible-Signal Horns PATROL PA 10/PA 20 series meets the requirements of IP rating protection and impact-proof housing. In addition, the base connection terminals, nondetachable seals and quick-locking elements greatly facilitate easy mounting.

### Features

- 80 selectable pre-programmed tones
- Up to 4 different tones can be configured in one device and used as alarm levels
- Superior sound penetration and coverage
- Operates in harsh environments
- Surface-mount or flush-mount design for quick and easy installation
- 10-year warranty



23360630055



23370640000



PATROL Audible-Signal Horns PA 10/PA 20 Series									
Part Number	Price	Operator Color	Voltage Operating Range	Nominal Current Consumption <sup>1</sup>	Tone Type	Tone Frequency	Loudness Decibels	Weight	Drawing Link
<a href="#">23360630055</a>	\$492.00	Gray	10–60 VDC	60–485mA	(80) selectable	150Hz 2.9 kHz	117dB at 1m	1050g [2.31 lb]	<a href="#">PDF</a>
<a href="#">23360640055</a>	\$492.00	Gray	95–265 VAC 50/60 Hz	20–115mA				1060g [2.33 lb]	<a href="#">PDF</a>
<a href="#">23370630000</a>	\$728.00	Red	10–60 VDC	120–880mA			122dB at 1m	1090g [2.40 lb]	<a href="#">PDF</a>
<a href="#">23370630055</a>	\$728.00	Gray							<a href="#">PDF</a>
<a href="#">23370640000</a>	\$728.00	Red	95–265 VAC 50/60 Hz	75–330mA				1200g [2.64 lb]	<a href="#">PDF</a>
<a href="#">23370640055</a>	\$728.00	Gray							<a href="#">PDF</a>

<sup>1</sup> Power consumption dependent on operating voltage.

PATROL Audible-Signal Horns PA 10/PA 20 Series Specifications	
Sound Level Reduction	Maximum –12dB via potentiometer
Alarm Tones	80 / Up to 4 tones are externally selectable
Operating Temperature	–40 to 55°C [ –40 to 131°F]
Storage Temperature	–40 to 70°C [ –40 to 158°F]
Relative Humidity	90%
Degree Of Protection	IP66, NEMA 4/4X
Protection Class	II (double insulated equipment)
Duty Cycle	100%
Housing Material	Polycarbonate (PC)/ Acrylonitrile Butadiene Styrene (ABS) Blend
Cable Entry	5 x M20 knockouts on side, 1 knockout on back
Integrated Seal With Cable Entry	6–13 mm (feed-through grommet)
Connecting Terminals	2.5 mm <sup>2</sup> fine wire with cable end sleeve, 16AWG
Agency Approval	CE, cULus File S7256

# FlatSIGN Signal Lights

## WERMA FlatSIGN 691 Series

### Features

- Industrial signal light
- Red/Yellow/Green LEDs
- Permanent or blinking (DIP switch selectable)
- 160-degree viewing angle
- Wall mount installation
- Audible alert option with 8
- DIP switch-selectable tones (DC models) or continuous
- (AC models)
- 2-year warranty



### FlatSIGN 691 Series Technical Specifications

Part Number	Price	Drawing Link	Description	Voltage	Housing Color	Current	Operating Temp/ Protection	Life Duration	Housing Material	Weight g [oz]	Wiring Diagram	Connection	Agency Approval						
Base Mount																			
<a href="#">69110055</a>	\$155.00	PDF	Permanent or blinking LED	24V AC/DC	Transparent	30mA per tier	-30 to 50°C (-22 to 122°F) IP65 when mounted	max. 50,000h	PC transparent or coated cap/ PC/ABS blend housing	230 [8.11]	Diagram 1	Membrane grommet  Cable diameter max. 13mm  Terminal screw 0.5 -1.5 mm²	UL file E164155, CE, RoH						
<a href="#">69130055</a>	\$222.00	PDF			Silver														
<a href="#">69110068</a>	\$155.00	PDF		115-230 VAC	Transparent														
<a href="#">69130068</a>	\$222.00	PDF			Silver														
<a href="#">69120055</a>	\$188.00	PDF	Permanent or blinking LED Audible alert (8 selectable tones, 80dB at 1 meter)	24V AC/DC	Transparent											235 [8.29]	Diagram 2		
<a href="#">69140055</a>	\$262.00	PDF			Silver														
<a href="#">69120068</a>	\$188.00	PDF	Permanent or blinking LED Audible alert (continuous tone, 80dB at 1 meter)	115-230 VAC	Transparent														
<a href="#">69140068</a>	\$262.00	PDF			Silver														

### Wiring Diagrams

Diagram 1

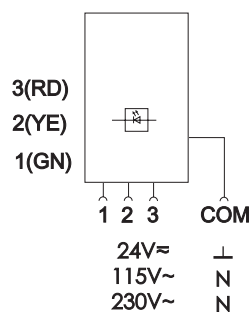


Diagram 2

