



Aluminum T-Slotted Rail


10 Series Fractional T-Slotted Aluminum Rail










SureFrame™ T-slotted aluminum rails are extruded exclusively for AutomationDirect, with features, quality, and performance you expect. SureFrame T-slotted rails are compatible with other popular brands.

- Cut to length in 0.001 inch increments
- Minimum cut length: 6"
- Maximum cut length: 90"
- Cut accuracy: +/- 0.006"
- Corrosion and UV resistant



Properties	
Material	Aluminum 6063-T6
Finish	Clear or Black Anodize
Hardness	Webster Model B 11-12
Straightness	0.0125 inch/ft [1.042 mm/m]
Twist	0.25°/ft [0.25°/305mm]



10 Series (inch)								
<div>Slot Size</div> <div></div>		<div>Core Hole Ø 0.20"</div>	<div>10 Series (inch)</div> <div></div>			<div>2°</div> <div>Drop Lock</div> <div>T-Slot Drop Lock feature improves connection strength and vibration resistance</div>		
Part Number	Part Image	Price per inch	Profile Size	Weight Class	Weight lbs/ft [kg/m]	Moment of Inertia Lx	Moment of Inertia Ly	Drawing Link
1010C		\$0.28	1 x 1in	Standard	0.529 [0.787]	0.045 in ⁴ [1.872 cm ⁴]	0.045 in ⁴ [1.872 cm ⁴]	PDF
1010B		\$0.40						PDF
1020C		\$0.47	1 x 2in		0.952 [1.417]	0.084 in ⁴ [3.494 cm ⁴]	0.308 in ⁴ [12.813 cm ⁴]	PDF
1020B		\$0.66						PDF
2020C		\$0.70	2 x 2in		1.482 [2.205]	0.543 in ⁴ [22.589 cm ⁴]	0.543 in ⁴ [22.589 cm ⁴]	PDF
2020B		\$0.99						PDF

Extruded T-slotted rails have a thru Core Hole feature that can be used to attach various components to the end of the profile using:

- Self-tapping / thread-forming screws (no tapping needed)
- A tap to thread the core hole for a threaded fastener



Please Note: Prices on aluminum are closely tied to the market price. This allows us to offer the best savings possible if conditions are favorable; however, it also means that our prices may increase if market conditions warrant.



Aluminum T-Slotted Rail

Deflection Calculations

Using the calculations below, find your approximate deflection* for a specific extrusion.
See table below for variations.

As always when calculating, use diligence and work only in either imperial or metric units at one time.

"E" = Modulus of Elasticity

"F" = Force

"I" = Moment of Inertia

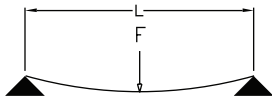
"L" = Length

"W" = Weight

**for reference only*

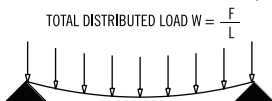
Supported Loads

CONCENTRATED LOAD AT CENTER (simply supported)



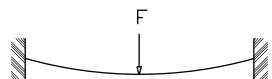
$$\text{MAX DEFLECTION} = \frac{FL^3}{48 EI}$$

UNIFORMLY DISTRIBUTED LOAD (simply supported)



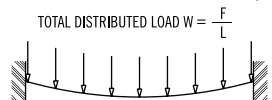
$$\text{MAX DEFLECTION} = \frac{5}{84} \frac{WL^4}{EI}$$

CONCENTRATED LOAD AT CENTER (between fixed supports)



$$\text{MAX DEFLECTION} = \frac{FL^3}{192 EI}$$

UNIFORMLY DISTRIBUTED LOAD (between fixed supports)



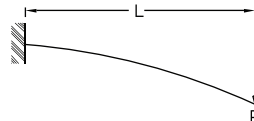
$$\text{MAX DEFLECTION} = \frac{WL^4}{384 EI}$$

Aluminum 6063-T6 Properties

Yield Strength	29,007 psi [200 MPa]
Tensile Strength	33,359 psi [230 MPa]
Modulus of Elasticity	10,000,000 psi [68.9 GPa]

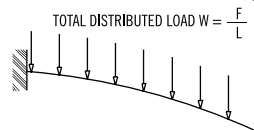
Cantilever Loads

CONCENTRATED LOAD AT CENTER (simply supported)



$$\text{MAX DEFLECTION} = \frac{FL^3}{3 EI}$$

UNIFORMLY DISTRIBUTED LOAD (simply supported)


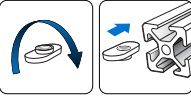











$$\text{MAX DEFLECTION} = \frac{WL^4}{8 EI}$$


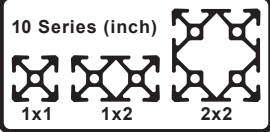







FATH® T-Slotted Rail Accessories

T-Slot Nuts

- Designed to fit into the T-slot cavity of extruded aluminum rails.
- Hammer nuts provide safe electrostatic discharging (ESD) connection.
- No machining required.
- Material: zinc plated steel

T-Slot Nuts Selection					
Part Image	Nut Type	Installation	Holds Position Without Screw	ESD Connection	
	Double Economy T-Nut			No	
	Economy T-Nut				
	Hammer Nut		No	Yes	
	Slide-In Nut			No	
	Roll-In Nut with Leaf Spring		Yes		No
	Roll-In Nut with Spring Loaded Ball				
















10 Series T-Slot Nuts						
Fits		Slot Size 				
Part Number	Part Image	Price	Nut Type	Thread Size	Pack Quantity	Drawing Link
161113		\$13.00	Roll-In Nut	8-32 UNF	10	PDF
161124		\$9.50	Hammer Nut			PDF
161112		\$13.00	Roll-In Nut	10-32 UNF		PDF
151038		\$11.00	Hammer Nut	10-32 UNF		PDF
148804		\$4.00	Double Economy T-Nut	1/4-20 UNC	4	PDF
151037		\$5.50	Economy T-Nut			PDF
151039		\$15.00	Roll-In Nut			PDF

FATH® T-Slotted Rail Accessories

Fasteners






- Choose from 4 Head types in numerous lengths
- Hex socket head
- Select desired T-Slot nut style with corresponding thread size.
- Material: Black zinc plated or bright zinc plated steel, prevents corrosion better than typical black oxide coatings








10 Series Fasteners								
<div>Fits</div> <div>Slot Size</div> <div>6</div>		<div>10 Series (inch)</div> <div>1x11x22x2</div>						
Part Number	Part Image	Price	Thread X Length	Head Type	Color	Pack Quantity	Drawing Link	
162994		\$8.00	8-32 UNF x 3/8in	Button head socket cap screw	Flat black	10	PDF	
161073		\$7.75	8-32 UNF x 1/2in	Flat head socket cap screw			PDF	
162993		\$7.50	10-32 UNF x 3/8in	Button head socket cap screw			PDF	
162995		\$7.75	10-32 UNF x 1/2in	Socket head cap screw			PDF	
161046		\$4.75		Button head socket cap screw			PDF	
161047		\$5.00	10-32 UNF x 5/8in				PDF	
161048		\$5.75	10-32 UNF x 3/4in				PDF	
161074		\$6.25	1/4-20 UNC x 1/2in	Flat head socket cap screw			PDF	
151040		\$4.25		Button head socket cap screw			Gloss black	PDF
151041		\$5.25		Flanged button head socket cap screw				PDF
161049		\$4.75	1/4-20 UNC x 9/16in	Button head socket cap screw	Flat black		PDF	
161075		\$6.25	1/4-20 UNC x 5/8in	Flat head socket cap screw			PDF	
161050		\$4.75		Button head socket cap screw			PDF	
161087		\$4.00		Socket head cap screw			PDF	

FATH® T-Slotted Rail Accessories

Fasteners - Continued

10 Series Fasteners							
Fits		Slot Size 6	<div> <div>10 Series (inch)</div> <div>    </div> <div>1x1 1x2 2x2</div> </div>				
Part Number	Part Image	Price	Thread X Length	Head Type	Color	Pack Quantity	Drawing Link
<u>161051</u>		\$4.75	1/4-20 UNC x 3/4in	Button head socket cap screw	Flat black	10	<u>PDF</u>
<u>161052</u>		\$5.25	1/4-20 UNC x 1in				<u>PDF</u>


10 Series Self Forming / Tapping Screw							
Fits		10 Series Core Hole	<div> <div>10 Series (inch)</div> <div>    </div> <div>1x1 1x2 2x2</div> </div> <div>Works with Aluminum with hole diameter 0.197" - 0.216" [5.0 - 5.5 mm]</div>				
Part Number	Part Image	Price	Thread X Length	Head Type	Color	Pack Quantity	Drawing Link
<u>161103</u>		\$8.75	6 x 16mm	Self-Tapping Screw Button head socket cap T-25 Torx	Bright zinc	10	<u>PDF</u>



FATH® T-Slotted Rail Accessories

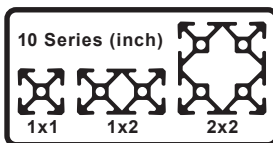
Connecting Components










- Connects two or three T-slot rails together
- Recommended ADC Fastener based on part feature, slot depth and core hole
- Material: varies by part



10 Series Connecting Components

Fits  Slot Size 6



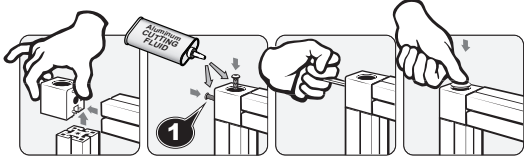
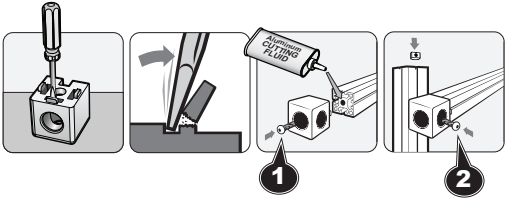

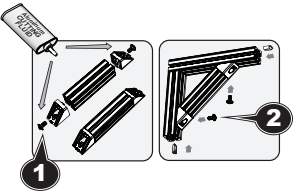
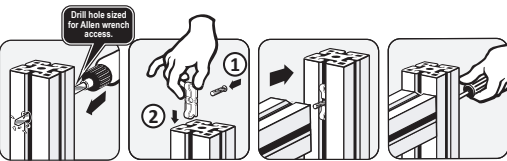
Part Number	Part Image	Price	Description	Fits Profile	Material	Recommended Screw Fastener (ADC Part Number)		Pack Quantity	Drawing Link	
						Core Hole Attachment 1	*T-Slot Attachment 2			
148953		\$8.75	2d Cube Connector	1 x 1in	Die-cast aluminum	161103	Socket Head Cap Screw 1/4-20 x 7/16" **	1	PDF	
166230		\$10.00							PDF	
148956		\$10.50	3d Cube Connector				n/a		PDF	
166231		\$12.00							PDF	
151042		\$4.50	Angle Connector				1 x 2in		151040	PDF
166232		\$5.00								PDF
151043		\$8.00								PDF
166233		\$8.50								PDF
163007		\$10.50	Screw Connector	1 x 1in	Zinc plated steel	Designer's choice	n/a	10	PDF	

*T-Slot Nut also required.

** Recommended fastener not available from AutomationDirect.com

FATH® T-Slotted Rail Accessories

Connecting Components - Continued

Connecting Components Installation	
Core Hole Installation	T-Slot Installation
2D Cube Connector 	
3D Cube Connector 	n/a
Angle Connector 	
Screw Connector 	

FATH® T-Slotted Rail Accessories

Joining Plates

- Connects two or more T-slot rails together
- Recommended ADC Fastener based on plate thickness and slot depth
- Material: Anodized aluminum



10 Series Joining Plates								
Fits		Slot Size 6	<div>10 Series (inch)</div> <div><div></div><div></div><div></div></div> <div>1x11x22x2</div>					
Part Number	Part Image	Price	Description	Recommended Screw Fastener *T-Slot Attachment (ADC Part Number)	Pack Quantity	Drawing Link		
151044		\$2.50	Straight Flat Plate	151040 or 151041	1	PDF		
166234		\$3.00				PDF		
151045		\$3.75				PDF		
166235		\$4.00				PDF		
151046		\$4.50				PDF		
166236		\$5.00				PDF		
151047		\$4.25				PDF		
166237		\$5.00				PDF		
151048		\$6.50	Rectangular Flat Plate					PDF
166238		\$7.00						PDF
151049		\$5.50						PDF
166239		\$6.00						PDF
151050		\$6.25	Flat Plate					PDF
166240		\$7.00						PDF

*T-Slot Nut also required

*T-Slot Nut also required

FATH® T-Slotted Rail Accessories

Joining Plates - Continued

10 Series Joining Plates - Cont'd						
<div><div><div>Fits</div><div>Slot Size</div><div>6</div></div><div><div>10 Series (inch)</div><div><div></div><div></div><div></div></div><div><div>1x1</div><div>1x2</div><div>2x2</div></div></div></div>						
Part Number	Part Image	Price	Description	Recommended Screw Fastener *T-Slot Attachment (ADC Part Number)	Pack Quantity	Drawing Link
151051		\$6.50	Flat Plate	151040 or 151041	1	PDF
166241		\$7.00				PDF
151052		\$6.50	T-Shaped Flat Plate			PDF
166242		\$7.00				PDF
151053		\$7.25				PDF
166243		\$8.00				PDF
151054		\$10.50				PDF
166244		\$12.00				PDF
151055		\$9.50	Cross Flat Plate			PDF
166245		\$11.00				PDF
151056		\$8.00	L-Shaped Flat Plate			PDF
166246		\$9.00				PDF
151057		\$10.50	T-Shaped Flat Plate			PDF
166247		\$12.00				PDF

*T-Slot Nut also required

*T-Slot Nut also required

FATH® T-Slotted Rail Accessories

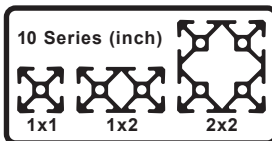
Brackets













- Connects two T-slot rails together at a 90° angle
- Recommended ADC Fastener based on part features and slot depth
- Material: varies by part



10 Series Brackets

Fits  Slot Size 6















Part Number	Part Image	Price	Description	Recommended Screw Fastener (ADC Part Number)		Pack Quantity	Material	Drawing Link			
				Core Hole Attachment 1	*T-Slot Attachment 2						
148915		\$1.50	Angle Bracket	n/a	162994	1	Die-cast aluminum	PDF			
166249		\$1.50						PDF			
151059		\$4.00			162993		Die-cast zinc	PDF			
166250		\$4.00						PDF			
151058		\$2.50	Inside Corner Bracket					Anodized aluminum	PDF		
166248		\$3.00							PDF		
151061		\$4.75	Tall Inside Corner Bracket						151040		PDF
166252		\$5.00									PDF
151060		\$4.75	Wide Inside Corner Bracket								PDF
166251		\$5.00									PDF
151062		\$6.75	Inside Corner Bracket								PDF
166253		\$8.00									PDF

*T-Slot Nut also required.

** Recommended fastener not available from AutomationDirect.com


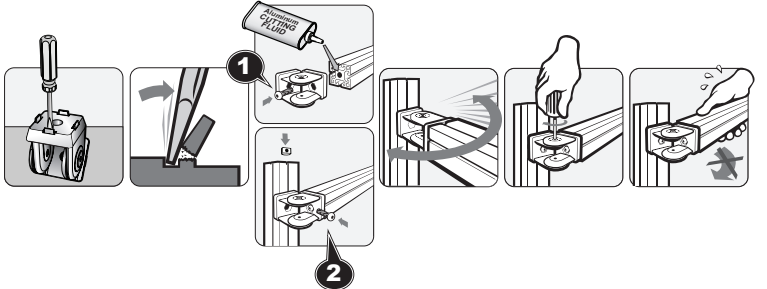
FATH® T-Slotted Rail Accessories

Brackets - Continued

10 Series Brackets - Cont'd								
Fits		Slot Size 6	<div>10 Series (inch)</div> <div><div>1x1</div><div>1x2</div><div>2x2</div></div>					
Part Number	Part Image	Price	Description	Recommended Screw Fastener (ADC Part Number)		Pack Quantity	Material	Drawing Link
				Core Hole Attachment 1	*T-Slot Attachment 2			
151063		\$3.00	Gusseted Inside Corner Bracket	n/a	151040	1	Anodized aluminum	PDF
166254		\$3.00						PDF
151064		\$5.25	Tall Gusseted Inside Corner Bracket					PDF
166255		\$6.00						PDF
151065		\$5.75	Wide Gusseted Inside Corner Bracket					PDF
166256		\$6.00						PDF
151066		\$10.50	Gusseted Inside Corner Bracket					PDF
166257		\$12.00						PDF
151067		\$30.50	Pivot Joint	161103	161049		Die-cast zinc	PDF
166258		\$36.00						PDF
148932		\$39.50	Pivot Joint With Locking Handle					PDF
166259		\$47.00						PDF
<div>*T-Slot Nut also required.</div> <div>** Recommended fastener not available from AutomationDirect.com</div>								

FATH[®] T-Slotted Rail Accessories

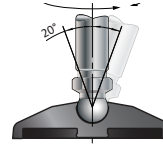
Brackets - Continued

Brackets Installation	
Core Hole Installation	T-Slot Installation
Pivot Joint	
	

FATH® T-Slotted Rail Accessories

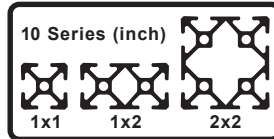
Bases













- Recommended ADC Fastener based on part features and extrusion core hole
- Material: varies by part



10 Series Bases

Fits Slot Size
6



Part Number	Part Image	Price	Diameter	Description	Fits	Load Rating kg [lb]	Recommended Screw Fastener (ADC Part Number)		Pack Quantity	Material	Drawing Link											
							Core Hole Attachment 1	T-Slot Attachment 2														
118356		\$16.00	n/a	1/4-20 UNC Transport/Base Plate	1 x 2in	n/a	161103 (2) included with kit	n/a	1	Die-cast zinc	PDF											
146399		\$16.00		3/8-16 UNC Transport/Base Plate							PDF											
151074		\$7.25		1/4-20 UNC x 1-1/2in Swivel Foot Threaded Rod with 15 mm ball	Transport/ Base Plate 118356	210 [463]*	Zinc plated steel			PDF												
151075		\$4.50		3/8-16 UNC x 1-1/2in Swivel Foot Threaded Rod with 15 mm ball	Transport/ Base Plate 146399	470 [1036]*				Zinc plated steel	PDF											
151068		\$4.00	1.57 in [39.0 mm]	Swivel Base With Anti-Slip Plate	Any 15mm ball Threaded Rod	900 [1984]	n/a			1	Nylon	PDF										
151071		\$9.50				3000 [6614]						Die-cast zinc	PDF									
151072		\$17.00	3.11 in [79.0 mm]								PDF											
151073		\$17.00									PDF											
151069		\$6.00	900 [1984]								Nylon	PDF										
151070		\$6.00										PDF										
151255		\$10.00	3.90 in [99.0 mm]			900 [1984]						PDF										
151256		\$10.00										PDF										

*Based on installation with Transport / Base Plate

Load rating of a swivel foot assembly is based on the part with the lowest load rating, typically the threaded rod.

Example:

Threaded rod load rating = 210kg [463lb]

Swivel base load rating = 3000kg [6614lb]

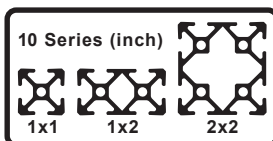
Swivel foot assembly load rating = 210kg [463lb]






FATH® T-Slotted Rail Accessories

Bases - Continued

10 Series Bases - continued

Fits 



Part Number	Part Image	Price	Diameter	Description	Fits	Load Rating kg [lb]	Recommended Screw Fastener (ADC Part Number)		Pack Quantity	Material	Drawing Link
							Core Hole Attachment 1	**T-Slot Attachment 2			
151257		\$24.00	3.90 in [99.0 mm]	Swivel Base With Anti-Slip Plate	Any 15mm ball Threaded Rod	3500 [7716]	n/a	n/a	1	Die-cast zinc	PDF
151258		\$24.00									PDF
162933		\$12.50	See Drawing Link	Extended Swivel Base	Any 15mm ball Threaded Rod	1000 [2204]				Nylon	PDF
162934		\$27.00				3000 [6613]					PDF
162955		\$10.00	n/a	Floor Bracket	1 x 1in, 1 x 2in, 2 x 2in	n/a		151040		Anodized aluminum	PDF

*Based on installation with Transport / Base Plate

Load rating of a swivel foot assembly is based on the part with the lowest load rating, typically the threaded rod.

Example:

Threaded rod load rating = 210kg [463lb]

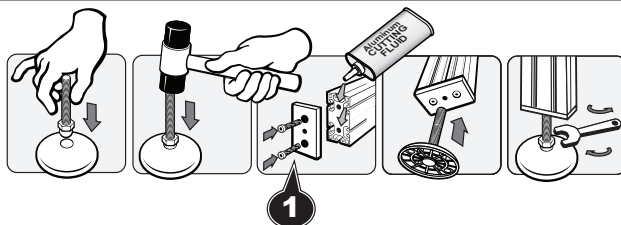
Swivel base load rating = 3000kg [6614lb]

Swivel foot assembly load rating = 210kg [463lb]

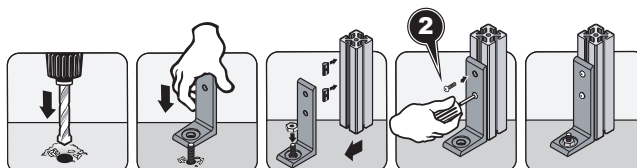
**T-Slot nut also required

Bases Installation

Swivel Foot



Floor Bracket



FATH® T-Slotted Rail Accessories

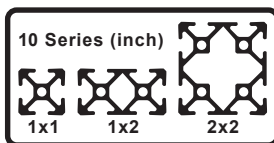
Panel and Door Elements













- Recommended ADC Fastener based on part feature and slot depth
- Material: varies by part



10 Series Panel and Door Elements

Fits  Slot Size 6



Part Number	Part Image	Price	Description	Recommended Screw Fastener *T-Slot Attachment 2 (ADC Part Number)	Pack Quantity	Material	Drawing Link
151083		\$4.25	Bridge Handle	162995	1	Fiberglass reinforced plastic	PDF
151084		\$6.50	Cover Cap 3	n/a			PDF
151085		\$4.50	Comfort Handle	161087			PDF
151086		\$4.00	Cover Cap 3	n/a			PDF
151149		\$6.50	Comfort Handle	151050			PDF
162910		\$3.00	Panel Holder	151040		Anodized aluminum	PDF
162915		\$5.25					PDF
162920		\$5.25	Panel Mount Block	Fasteners included		Lacquered aluminum	PDF
162921		\$5.25				Powder-coated aluminum black	PDF
162963		\$8.50	Magnetic Catch	161047		Nylon/steel	PDF
162977		\$8.50	Hanger	151040		Die-cast zinc	PDF
151087		\$115.00	Cover And Reduction Profile, 2000mm long per piece	n/a	25	Polypropylene	PDF

*T-Slot Nut also required

FATH® T-Slotted Rail Accessories

Panel and Door Elements - Continued

Panel and Door Elements Installation


Bridge Handle and Cover Cap




Comfort Handle and Cover Cap



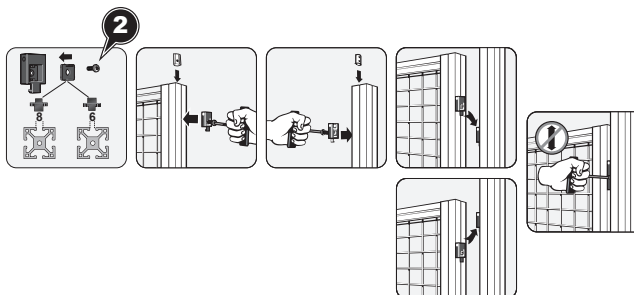
Cover and Reduction Profile



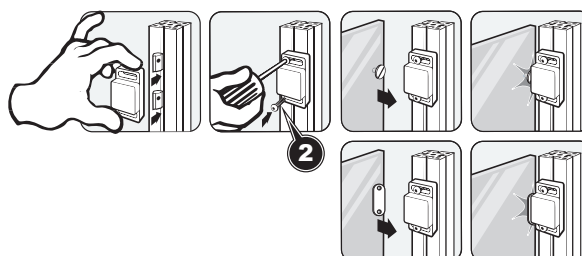
Panel Holder



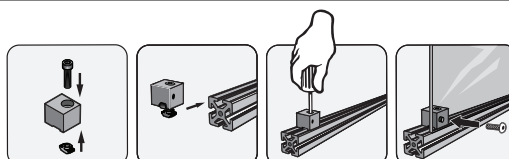
Hanger



Magnetic Catch



Panel Mount Block



FATH® T-Slotted Rail Accessories

Slides and Rollers



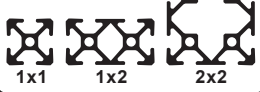
10 Series Slides and Rollers




Fits

Slot Size




10 Series (inch)




Part Number	Part Image	Price	Description	Fits	Pack Quantity	Material	Drawing Link
<u>151090</u>		\$7.25	Roller	All 10 Series	1	Glass-filled nylon	<u>PDF</u>
<u>151088</u>		\$4.50	Slider			Glass-filled nylon	<u>PDF</u>
<u>151089</u>		\$4.50	Snap Hook	Slider <u>151088</u>		Zinc plated steel	<u>PDF</u>

Slides and Rollers Installation

Roller



Slider and Snap Hook



FATH® T-Slotted Rail Accessories

Monitor Mounts



10 Series Monitor Mounts

- Fits monitors with VESA mounting standard
- Durable steel construction
- Powder coat finish
- Mounting hardware included for several mounting locations

Fits

Slot Size
6

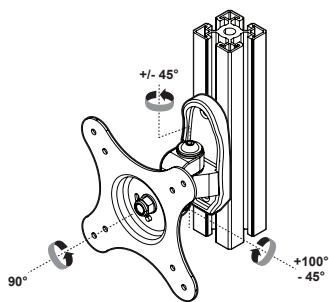
10 Series (inch)



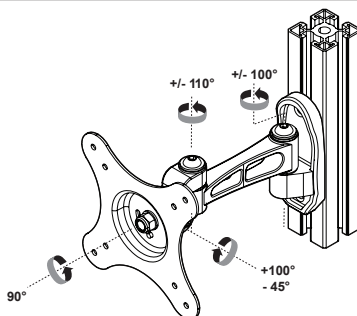
VESA Mounting Standard
 100 X 100mm
 75 X 75mm
 4X M4-0.7 Threaded Holes

Part Number	Part Image	Price	Description	Load Rating kg [lb]	Pack Quantity	Installation Instructions Link	Drawing Link
<u>162893</u>		\$42.00	Swivel Monitor Mount	15 [33.1]	1	PDF	PDF
<u>162894</u>		\$50.00				PDF	PDF
<u>162895</u>		\$58.00				PDF	PDF

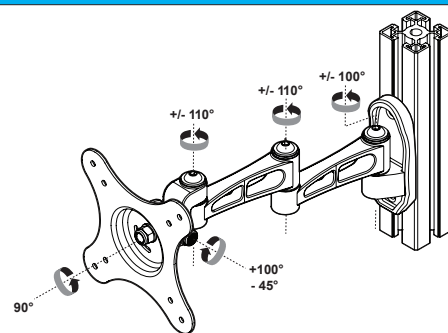
Monitor Mounts Adjustments



162893




162894



162895

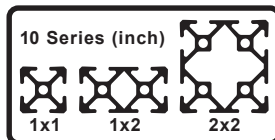
FATH® T-Slotted Rail Accessories






Miscellaneous Accessories



10 Series Miscellaneous Accessories

Fits  Slot Size 6

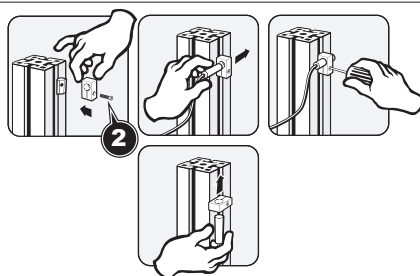


Part Number	Part Image	Price	Description	Fits Profile	Recommended Screw Fastener *T-Slot Attachment 2 (ADC Part Number)	Pack Quantity	Material	Drawing Link
151092		\$10.00	End Cap	1 x 1in	n/a	10	Glass-filled nylon	PDF
151093		\$14.50		1 x 2in				PDF
151094		\$19.00		2 x 2in				PDF
162973		\$3.25	Sensor Mounting Block for 8mm diameter proximity sensor	All 10 Series	BHCS 8-32 x 3/4" (not sold by ADC)	1	Nylon	PDF
162974		\$3.25	Sensor Mounting Block for 12mm diameter proximity sensor					PDF

*T-Slot Nut also required

Miscellaneous Accessories Installation

Sensor Mounting Block





Aluminum T-Slotted Rail


15 Series Fractional T-Slotted Aluminum Rail

SureFrame™ T-slotted aluminum rails are extruded exclusively for AutomationDirect, with features, quality, and performance you expect. SureFrame T-slotted rails are compatible with other popular brands.

- Cut to length in 0.001 inch increments
- Minimum cut length: 6"
- Maximum cut length: 90"
- Cut accuracy: +/- 0.006"
- Corrosion and UV resistant



Properties	
Material	Aluminum 6063-T6
Finish	Clear or Black Anodize
Hardness	Webster Model B 11-12
Straightness	0.0125 inch/ft [1.042 mm/m]
Twist	0.25°/ft [0.25°/305mm]



15 Series (inch)								
Slot Size 8		Core Hole Ø 0.27"				Drop Lock T-Slot Drop Lock feature improves connection strength and vibration resistance		
Part Number	Part Image	Price per inch	Profile Size	Weight Class	Weight lbs/ft [kg/m]	Moment of Inertia Lx	Moment of Inertia Ly	Drawing Link
1515C		\$0.64	1.5 x 1.5in	Standard	1.404 [2.089]	0.261 in ⁴ [10.816 cm ⁴]	0.261 in ⁴ [10.816 cm ⁴]	PDF
1515B		\$0.91						PDF
1515CL		\$0.52		Light	1.093 [1.627]	0.186 in ⁴ [7.738 cm ⁴]	0.186 in ⁴ [7.738 cm ⁴]	PDF
1515BL		\$0.76						PDF
1515CUL		\$0.48		Ultra-light	1.029 [1.531]	0.174 in ⁴ [7.238 cm ⁴]	0.174 in ⁴ [7.238 cm ⁴]	PDF

Extruded T-slotted rails have a thru Core Hole feature that can be used to attach various components to the end of the profile using:

- Self-tapping / thread-forming screws (no tapping needed)
- A tap to thread the core hole for a threaded fastener



Please Note: Prices on aluminum are closely tied to the market price. This allows us to offer the best savings possible if conditions are favorable; however, it also means that our prices may increase if market conditions warrant.



Aluminum T-Slotted Rail


15 Series Fractional T-Slotted Aluminum Rail

SureFrame™ T-slotted aluminum rails are extruded exclusively for AutomationDirect, with features, quality, and performance you expect. SureFrame T-slotted rails are compatible with other popular brands.

- Cut to length in 0.001 inch increments
- Minimum cut length: 6"
- Maximum cut length: 90"
- Cut accuracy: +/- 0.006"
- Corrosion and UV resistant



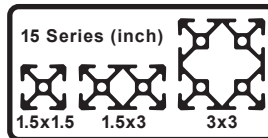
Properties	
Material	Aluminum 6063-T6
Finish	Clear or Black Anodize
Hardness	Webster Model B 11-12
Straightness	0.0125 inch/ft [1.042 mm/m]
Twist	0.25°/ft [0.25°/305mm]



15 Series (inch) - Continued



Core Hole Ø 0.27"



T-Slot Drop Lock feature improves connection strength and vibration resistance

Part Number	Part Image	Price per inch	Profile Size	Weight Class	Weight lbs/ft [kg/m]	Moment of Inertia Lx	Moment of Inertia Ly	Drawing Link
1530C		\$1.16	1.5 x 3in	Standard	2.526 [3.759]	0.572 in ⁴ [23.795 cm ⁴]	2.139 in ⁴ [88.982 cm ⁴]	PDF
1530B		\$1.53						PDF
1530CL		\$0.99		Light	2.093 [3.115]	0.408 in ⁴ [16.973 cm ⁴]	1.431 in ⁴ [59.529 cm ⁴]	PDF
1530BL		\$1.32						PDF
3030C		\$1.86	3 x 3in	Standard	4.058 [6.039]	3.379 in ⁴ [140.566 cm ⁴]	3.379 in ⁴ [140.566 cm ⁴]	PDF
3030B		\$2.30						PDF

Extruded T-slotted rails have a thru Core Hole feature that can be used to attach various components to the end of the profile using:

- Self-tapping / thread-forming screws (no tapping needed)
- A tap to thread the core hole for a threaded fastener



Core Hole 2 Places 4 Places

Please Note: Prices on aluminum are closely tied to the market price. This allows us to offer the best savings possible if conditions are favorable; however, it also means that our prices may increase if market conditions warrant.



Aluminum T-Slotted Rail

Deflection Calculations

Using the calculations below, find your approximate deflection* for a specific extrusion.
See table below for variations.

As always when calculating, use diligence and work only in either imperial or metric units at one time.

"E" = Modulus of Elasticity

"F" = Force

"I" = Moment of Inertia

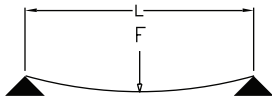
"L" = Length

"W" = Weight

**for reference only*

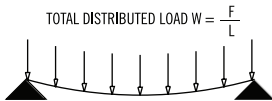
Supported Loads

CONCENTRATED LOAD AT CENTER (simply supported)



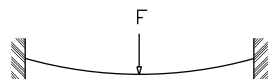
$$\text{MAX DEFLECTION} = \frac{FL^3}{48 EI}$$

UNIFORMLY DISTRIBUTED LOAD (simply supported)



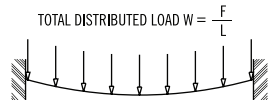
$$\text{MAX DEFLECTION} = \frac{5}{84} \frac{WL^4}{EI}$$

CONCENTRATED LOAD AT CENTER (between fixed supports)



$$\text{MAX DEFLECTION} = \frac{FL^3}{192 EI}$$

UNIFORMLY DISTRIBUTED LOAD (between fixed supports)



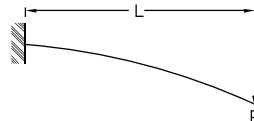
$$\text{MAX DEFLECTION} = \frac{WL^4}{384 EI}$$

Aluminum 6063-T6 Properties

Yield Strength	29,007 psi [200 MPa]
Tensile Strength	33,359 psi [230 MPa]
Modulus of Elasticity	10,000,000 psi [68.9 GPa]

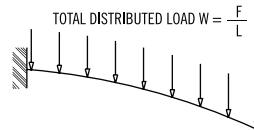
Cantilever Loads

CONCENTRATED LOAD AT CENTER (simply supported)



$$\text{MAX DEFLECTION} = \frac{FL^3}{3 EI}$$

UNIFORMLY DISTRIBUTED LOAD (simply supported)



$$\text{MAX DEFLECTION} = \frac{WL^4}{8 EI}$$














FATH® T-Slotted Rail Accessories

T-Slot Nuts - Continued

15 Series T-Slot Nuts - Continued						
<div>Fits</div>		<div>Slot Size</div> <div>8</div>	<div>15 Series (inch)</div> <div><div>1.5x1.5</div><div>1.5x3</div><div>3x3</div></div>			
Part Number	Part Image	Price	Nut Type	Thread Size	Pack Quantity	Drawing Link
162904		\$9.50	Slide-In Nut	1/4-20 UNC	10	PDF
151097		\$9.50	Hammer Nut			PDF
162997		\$17.50	Roll-In Nut			PDF
161123		\$5.50	Economy T-Nut	1/4-20 UNC		PDF
151098		\$20.00	Roll-In Nut			PDF
151096		\$6.50	Economy T-Nut	5/16-18 UNC		PDF
148805		\$5.50	Double Economy T-Nut		4	PDF
162905		\$9.50	Slide-In Nut		10	PDF
151099		\$20.00	Roll-In Nut			PDF
162998		\$17.50	Roll-In Nut			PDF
161129		\$8.00	Hammer Nut			M4-0.7
161119		\$16.75	Roll-In Nut	PDF		
162999		\$17.50		PDF		

FATH® T-Slotted Rail Accessories

T-Slot Nuts - Continued














15 Series T-Slot Nuts - Continued						
<div><div><div>Fits</div><div>Slot Size</div><div>8</div></div><div><div>15 Series (inch)</div><div><div></div><div></div><div></div></div><div><div>1.5x1.5</div><div>1.5x3</div><div>3x3</div></div></div></div>						
Part Number	Part Image	Price	Nut Type	Thread Size	Pack Quantity	Drawing Link
161130		\$8.00	Hammer Nut	M5-0.8	10	PDF
161120		\$16.75	Roll-In Nut			PDF
163000		\$17.50				PDF
151214		\$9.00	Hammer Nut	M6-1.0		PDF
162884		\$9.75	Slide-In Nut			PDF
151215		\$19.00	Roll-In Nut			PDF
163001		\$17.50				PDF
162885		\$9.75	Slide-In Nut	M8-1.25		PDF
151216		\$19.00	Roll-In Nut			PDF
163002		\$17.50				PDF

FATH® T-Slotted Rail Accessories

Fasteners

- Choose from 4 Head types in numerous lengths
- Hex socket head
- Select desired T-Slot nut style with corresponding thread size.
- Material: Black zinc plated or bright zinc plated steel, prevents corrosion better than typical black oxide coatings



15 Series Fasteners							
<div>Fits</div>		<div>Slot Size</div> <div>8</div>	<div>15 Series (inch)</div> <div><div>1.5x1.5</div><div>1.5x3</div><div>3x3</div></div>				
Part Number	Part Image	Price	Thread X Length	Head Type	Color	Pack Quantity	Drawing Link
162994		\$8.00	8-32 UNF x 3/8in	Button head socket cap screw	Flat black	10	PDF
161073		\$7.75	8-32 UNF x 1/2in	Flat head socket cap screw			PDF
162993		\$7.50	10-32 UNF x 3/8in	Button head socket cap screw			PDF
162995		\$7.75	10-32 UNF x 1/2in	Socket head cap screw			PDF
161046		\$4.75		Button head socket cap screw			PDF
161047		\$5.00	10-32 UNF x 5/8in				PDF
161048		\$5.75	10-32 UNF x 3/4in				PDF
161074		\$6.25	1/4-20 UNC x 1/2in	Flat head socket cap screw			PDF
151040		\$4.25		Button head socket cap screw	Gloss black		PDF
151041		\$5.25		Flanged button head socket cap screw			PDF
161049		\$4.75	1/4-20 UNC x 9/16in	Button head socket cap screw	Flat black	PDF	
161075		\$6.25	1/4-20 UNC x 5/8in	Flat head socket cap screw		PDF	
161050		\$4.75		Button head socket cap screw		PDF	
161087		\$4.00		Socket head cap screw		PDF	

FATH® T-Slotted Rail Accessories

Fasteners - Continued

15 Series Fasteners - Continued							
<div>Fits</div>		<div>Slot Size</div> <div>8</div>	<div>15 Series (inch)</div> <div><div>1.5x1.5</div><div>1.5x3</div><div>3x3</div></div>				
Part Number	Part Image	Price	Thread X Length	Head Type	Color	Pack Quantity	Drawing Link
161051		\$4.75	1/4-20 UNC x 3/4in	Button head socket cap screw	Flat black	10	PDF
161052		\$5.25	1/4-20 UNC x 1in				PDF
151100		\$5.25	5/16-18 UNC x 5/8in				PDF
151101		\$6.00	5/16-18 UNC x 11/16in	Flanged button head socket cap screw	Gloss black		PDF
161053		\$6.00	5/16-18 UNC x 1/2in	Button head socket cap screw	Flat black		PDF
161054		\$6.50	5/16-18 UNC x 3/4in				PDF
161055		\$7.50	5/16-18 UNC x 1in				PDF
161088		\$2.25	M4-0.7 x 8mm	Socket head cap screw	Bright zinc		PDF
161089		\$2.50	M4-0.7 x 10mm				PDF
161056		\$1.00		Button head socket cap screw			PDF
161076		\$1.50	M4-0.7 x 12mm	Flat head socket cap screw			PDF
161057		\$1.25	M5-0.8 x 10mm	Button head socket cap screw			PDF
161090		\$2.50		Socket head cap screw			PDF
161077		\$1.75	M5-0.8 x 12mm	Flat head socket cap screw			PDF
161091		\$2.75		Socket head cap screw			PDF

FATH® T-Slotted Rail Accessories

Fasteners - Continued

15 Series Fasteners - Continued							
		Fits 					
Part Number	Part Image	Price	Thread X Length	Head Type	Color	Pack Quantity	Drawing Link
161058		\$1.75	M5-0.8 x 12mm	Button head socket cap screw	Bright zinc	10	PDF
161092		\$2.75	M6-1.0 x 10mm	Socket head cap screw			PDF
161078		\$2.25	M6-1.0 x 12mm	Flat head socket cap screw			PDF
161059		\$2.00		Button head socket cap screw			PDF
161093		\$2.75		Socket head cap screw			PDF
161079		\$2.50	M6-1.0 x 14mm	Flat head socket cap screw			PDF
161060		\$2.25		Button head socket cap screw			PDF
161094		\$3.00		Socket head cap screw			PDF
161080		\$2.50	M6-1.0 x 16mm	Flat head socket cap screw			PDF
161061		\$2.50		Button head socket cap screw			PDF
161095		\$3.00		Socket head cap screw			PDF
161062		\$3.00	M6-1.0 x 18mm	Button head socket cap screw			PDF
161096		\$3.25		Socket head cap screw			PDF
161081		\$2.75	M6-1.0 x 20mm	Flat head socket cap screw			PDF
161063		\$3.00		Button head socket cap screw			PDF








FATH® T-Slotted Rail Accessories




Fasteners - Continued

15 Series Fasteners - Continued							
<div>Fits</div>		<div>Slot Size</div> <div>8</div>	<div>15 Series (inch)</div> <div><div>1.5x1.5</div><div>1.5x3</div><div>3x3</div></div>				
Part Number	Part Image	Price	Thread X Length	Head Type	Color	Pack Quantity	Drawing Link
161097		\$3.25	M6-1.0 x 20mm	Socket head cap screw	Bright zinc	10	PDF
161064		\$3.25	M6-1.0 x 25mm	Button head socket cap screw			PDF
161082		\$4.75	M8-1.25 x 12mm	Flat head socket cap screw			PDF
161065		\$4.25		Button head socket cap screw			PDF
161098		\$4.75		Socket head cap screw			PDF
161066		\$4.50	M8-1.25 x 14mm	Button head socket cap screw			PDF
161083		\$5.00		Flat head socket cap screw			PDF
161099		\$5.00		Socket head cap screw			PDF
161084		\$5.50	M8-1.25 x 16mm	Flat head socket cap screw			PDF
161100		\$5.50		Socket head cap screw			PDF
161067		\$4.75		Button head socket cap screw	Gloss black		PDF
151183		\$4.75	M8-1.25 x 18mm	Flanged button head socket cap screw			PDF
151184		\$5.50			PDF		
161085		\$5.50	M8-1.25 x 18mm	Flat head socket cap screw	Bright zinc		PDF
161068		\$5.25		Button head socket cap screw		PDF	

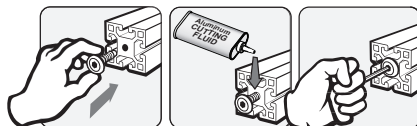
FATH® T-Slotted Rail Accessories

Fasteners - Continued

15 Series Fasteners - Continued							
Fits		Slot Size 8	15 Series (inch)				
			1.5x1.5 1.5x3 3x3				
Part Number	Part Image	Price	Thread X Length	Head Type	Color	Pack Quantity	Drawing Link
<u>161101</u>		\$5.50	M8-1.25 x 18mm	Socket head cap screw	Bright zinc	10	<u>PDF</u>
<u>151241</u>		\$4.50	M8-1.25 x 20mm	Button head socket cap screw			<u>PDF</u>
<u>161102</u>		\$5.75		Socket head cap screw			<u>PDF</u>
<u>161086</u>		\$7.00	M8-1.25 x 25mm	Flat head socket cap screw			<u>PDF</u>
<u>161069</u>		\$5.25		Button head socket cap screw			<u>PDF</u>
<u>161070</u>		\$8.00	M8-1.25 x 40mm	Button head socket cap screw			<u>PDF</u>
<u>118284</u>		\$2.50	5/16-18 UNC x 1in	Hammer head screw and flange nut		1	<u>PDF</u>

15 Series Self Forming / Tapping Screws							
Fits		15 Series Core Hole	15 Series (inch)		Works with Aluminum with hole diameter 0.256" - 0.276" [6.6 - 7.0 mm]		
			1.5x1.5 1.5x3 3x3				
Part Number	Part Image	Price	Thread X Length	Head Type	Color	Pack Quantity	Drawing Link
<u>161105</u>		\$17.00	7 x 25mm	Self-Tapping Screw Button head socket cap	Bright zinc	10	<u>PDF</u>
<u>161106</u>		\$9.25		Self-Tapping Screw Flanged button head socket cap T-40 Torx			<u>PDF</u>
<u>161107</u>		\$17.00	7 x 40mm	Self-Tapping Screw Button head socket cap			<u>PDF</u>

Self Forming / Tapping Screw Installation



FATH® T-Slotted Rail Accessories

Connecting Components

- Connects two or three T-slot rails together.
- Recommended ADC Fastener based on part feature, slot depth and core hole.
- Material: varies by part









15 Series Connecting Components										
Fits		Slot Size 8	<div>15 Series (inch)</div> <div><div></div><div></div><div></div></div> <div>1.5x1.5 1.5x3 3x3</div>							
Part Number	Part Image	Price	Description	Fits Profile	Material	Recommended Screw Fastener (ADC Part Number)		Pack Quantity	Drawing Link	
						Core Hole Attachment 1	*T-Slot Attachment 2			
148954		\$10.00	2d Cube Connector	1.5 x 1.5in	Die-cast aluminum	161105	151100	1	PDF	
166302		\$12.00							PDF	
148957		\$11.50	3d Cube Connector						PDF	
166303		\$13.00							PDF	
151107		\$8.00	Angle Connector				1.5 x 3in		161054	PDF
166304		\$8.50								PDF
151108		\$11.50		PDF						
166305		\$13.50		PDF						
151102		\$23.50	Duo Connector	All 15 Series	Steel	n/a	n/a	10	PDF	
151103		\$96.00	T-Matic Connector		Zinc plated steel				PDF	
151104		\$59.00	Automatic Connector		Steel			1	PDF	
*T-Slot Nut also required.										

*T-Slot Nut also required.


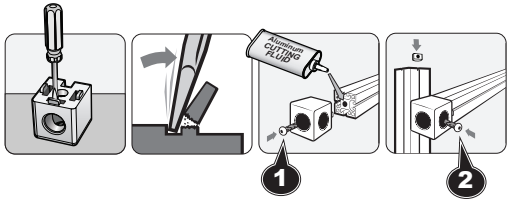

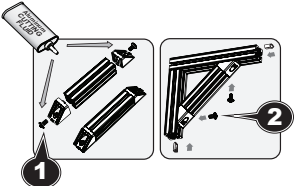

FATH® T-Slotted Rail Accessories

Connecting Components - Continued

15 Series Connecting Components - Continued									
<div>Fits</div>		<div>Slot Size</div> <div>8</div>		<div>15 Series (inch)</div> <div><div>1.5x1.5</div><div>1.5x3</div><div>3x3</div></div>					
Part Number	Part Image	Price	Description	Fits Profile	Material	Recommended Screw Fastener (ADC Part Number)		Pack Quantity	Drawing Link
						Core Hole Attachment 1	*T-Slot Attachment 2		
151105		\$9.50	Automatic Butt Connector	All 15 Series	Steel	n/a	n/a	1	PDF
151106		\$8.50	Milling Connector		Zinc plated steel				PDF
151109		\$15.50	Connecting Strip		Zinc plated steel				PDF
162891		\$13.00	Direct Connector		Steel		Fasteners included		PDF
162961		\$11.50	Miter Connector		Steel		M8-1.25 x 8mm set screw (4) included		PDF
163009		\$13.25	Screw Connector	1.5 x 1.5in	Zinc plated steel		Designer's choice	10	PDF
*T-Slot Nut also required									

FATH® T-Slotted Rail Accessories

Connecting Components - Continued

Connecting Components Installation	
Core Hole Installation	T-Slot Installation
2D Cube Connector 	
3D Cube Connector 	n/a
Angle Connector 	
Duo Connector 	

FATH® T-Slotted Rail Accessories

Connecting Components - Continued

Connecting Components Installation	
T-Slot Installation	
T-matic Connector	<p>Use Torx T50 wrench</p>
Automatic Connector	<p>LH Thread</p>
Automatic Butt Connector	<p>LH RH LH Thread RH Thread</p>
Milling Connector	
Connecting Strip	
Direct Connector	<p>Do not tighten more than 1/2 turn so hole is closed</p>
Screw Connector	<p>Drill hole sized for Allen wrench access</p>
Miter Connector	

FATH® T-Slotted Rail Accessories

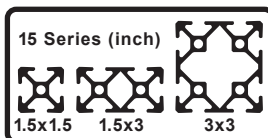
Joining Plates















- Connects two or more T-slot rails together.
- Recommended ADC Fastener based on part feature and slot depth.
- Material: Anodized aluminum



15 Series Joining Plates

Fits

Slot Size
8

Part Number	Part Image	Price	Description	Recommended Screw Fastener *T-Slot Attachment (ADC Part Number)	Pack Quantity	Drawing Link		
151110		\$5.25	Straight Flat Plate	151100 or 151101	1	PDF		
166306		\$6.00				PDF		
151111		\$4.75				PDF		
166307		\$6.00				PDF		
151112		\$6.25				PDF		
166308		\$7.00				PDF		
151113		\$6.00	Square Flat Plate					PDF
166309		\$7.00				PDF		
151114		\$8.50	Rectangular Flat Plate					PDF
166310		\$10.00				PDF		
151115		\$11.00				PDF		
166311		\$12.00				PDF		
151116		\$8.50	Flat Plate					PDF
166312		\$10.00				PDF		
*T-Slot Nut also required								

*T-Slot Nut also required

FATH® T-Slotted Rail Accessories

Joining Plates - Continued

15 Series Joining Plates - Cont'd						
<div><div><div>Fits</div><div>Slot Size</div><div>8</div></div><div><div>15 Series (inch)</div><div><div><div></div></div><div><div></div></div><div><div></div></div></div><div><div>1.5x1.5</div><div>1.5x3</div><div>3x3</div></div></div></div>						
Part Number	Part Image	Price	Description	Recommended Screw Fastener *T-Slot Attachment (ADC Part Number)	Pack Quantity	Drawing Link
151117		\$12.00	Flat Plate	151100 or 151101	1	PDF
166313		\$14.00				PDF
151118		\$9.25	T-Shaped Flat Plate			PDF
166314		\$11.00				PDF
151119		\$12.00				PDF
166315		\$14.00				PDF
151120		\$18.50				PDF
166316		\$22.00				PDF
151121		\$18.50	Cross Flat Plate			PDF
166317		\$22.00				PDF
151122		\$13.50	L-Shaped Flat Plate			PDF
166318		\$16.00				PDF
151123		\$14.50	T-Shaped Flat Plate			PDF
166319		\$17.00				PDF

*T-Slot Nut also required















*T-Slot Nut also required

FATH® T-Slotted Rail Accessories

Brackets

- Connects two T-slot rails together at a 90° angle
- Recommended ADC Fastener based on part feature and slot depth
- Material: varies by part



















15 Series Brackets										
Fits		Slot Size 8	<div>15 Series (inch)</div> <div><div>1.5x1.5</div><div>1.5x3</div><div>3x3</div></div>							
Part Number	Part Image	Price	Description	Recommended Screw Fastener (ADC Part Number)		Pack Quantity	Material	Drawing Link		
				Core Hole Attachment 1	*T-Slot Attachment 2					
148916		\$4.00	Angle Bracket	n/a	151100	1	Die-cast aluminum	PDF		
166321		\$4.00			PDF					
151125		\$7.75			161054			PDF		
166322		\$9.00			PDF					
151126		\$11.50			151101		Die-cast zinc	PDF		
166323		\$13.00			PDF					
151124		\$3.75	Inside Corner Bracket		n/a		151100 or 151101	1	Anodized aluminum	PDF
166320		\$4.00								PDF
151127		\$6.50	Wide Inside Corner Bracket							PDF
166324		\$8.00								PDF
151128		\$6.00	Tall Inside Corner Bracket							PDF
166325		\$7.00								PDF
148906		\$9.00	Inside Corner Bracket	PDF						
166326		\$11.00		PDF						

*T-Slot Nut also required.

*T-Slot Nut also required.

FATH® T-Slotted Rail Accessories

Brackets - Continued

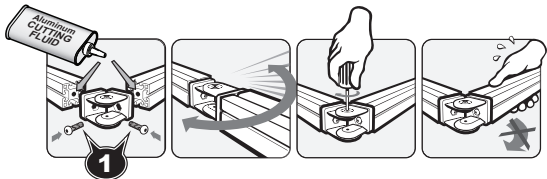
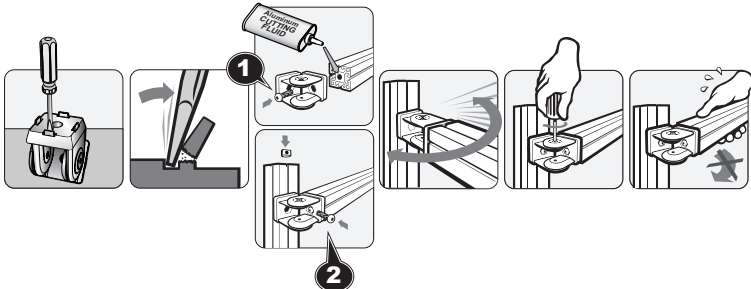
15 Series Brackets - Continued														
<div><div><div>Fits</div><div>Slot Size</div><div></div></div><div><div>15 Series (inch)</div><div></div><div>1.5x1.5 1.5x3 3x3</div></div></div>														
Part Number	Part Image	Price	Description	Recommended Screw Fastener (ADC Part Number)		Pack Quantity	Material	Drawing Link						
				Core Hole Attachment 1	*T-Slot Attachment 2									
151129		\$3.75	Gusseted Inside Corner Bracket			1	Anodized aluminum	PDF						
166327		\$4.00						PDF						
151130		\$7.75	Tall Gusseted Inside Corner Bracket	n/a	151100 or 151101			PDF						
166328		\$9.00						PDF						
148910		\$6.75	Wide Gusseted Inside Corner Bracket					PDF						
166329		\$8.00						PDF						
151131		\$13.00	Gusseted Inside Corner Bracket					PDF						
166330		\$16.00						PDF						
151132		\$29.50	Pivot Joint	161055	151100		Die-cast zinc	PDF						
166331		\$35.00						PDF						
148933		\$39.50	Pivot Joint With Locking Handle					PDF						
166332		\$45.00						PDF						

*T-Slot Nut also required.

*T-Slot Nut also required.

FATH® T-Slotted Rail Accessories

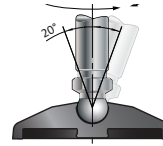
Brackets - Continued

Brackets Installation	
Core Hole Installation	T-Slot Installation
Pivot Joint 	

FATH® T-Slotted Rail Accessories

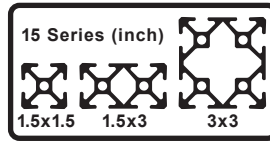
Bases














- Recommended ADC Fastener based on part feature and core hole
- Material: varies by part



15 Series Bases

Fits
Slot Size
8



Part Number	Part Image	Price	Diameter	Description	Fits	Load Rating kg [lb]	Recommended Screw Fastener (ADC Part Number)		Pack Quantity	Material	Drawing Link											
							Core Hole Attachment 1	*T-Slot Attachment 2														
118357		\$17.00	n/a	3/8-16 UNC Transport/Base Plate	1.5 x 3in	n/a	161105 (2) included with kit	n/a	1	Die-cast zinc	PDF											
161043		\$29.50			3 x 3in		161105 (4) included with kit				PDF											
151075		\$4.50		3/8-16 UNC x 1-1/2in Swivel Foot Threaded Rod with 15mm ball	Transport/Base Plate 118357 and 161043	470 [1036]**	Zinc plated steel			PDF												
151068		\$4.00	1.57 in [39.0 mm]	Swivel Base With Anti-Slip Plate	Any 15mm ball Threaded Rod	900 [1984]	n/a			1	Nylon	PDF										
151071		\$9.50				3000 [6614]					Die-cast zinc	PDF										
151072		\$17.00	3.11 in [79.0 mm]									PDF										
151073		\$17.00										PDF										
151069		\$6.00	900 [1984]								Nylon	PDF										
151070		\$6.00										PDF										
151255		\$10.00										3.90 in [99.0 mm]								PDF		
151256		\$10.00																		PDF		
151257		\$24.00	3500 [7716]								Die-cast zinc	PDF										
151258		\$24.00										PDF										

*T-Slot Nut also required

**Based on installation with Transport / Base Plate

Load rating of a swivel foot assembly is based on the part with the lowest load rating, typically the threaded rod.

Example:

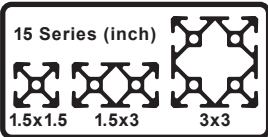







Threaded rod load rating = 210kg [463lb]

Swivel base load rating = 3000kg [6614lb]

Swivel foot assembly load rating = 210kg [463lb]

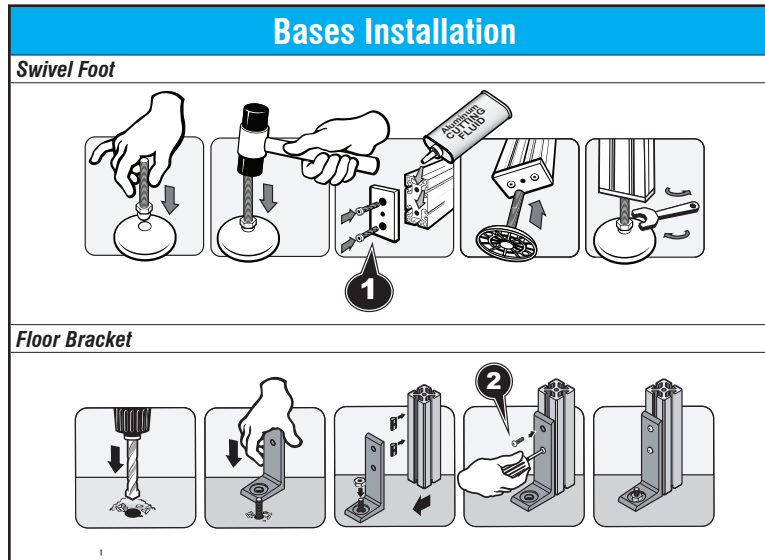
FATH® T-Slotted Rail Accessories

Bases - Continued

15 Series Bases - continued												
		Fits		Slot Size		15 Series (inch)						
				8								
Part Number	Part Image	Price	Diameter	Description	Fits	Load Rating kg [lb]	Recommended Screw Fastener (ADC Part Number)		Pack Quantity	Material	Drawing Link	
							Core Hole Attachment 1	*T-Slot Attachment 2				
162933		\$12.50	See 2D drawing	Extended Swivel Base	Any 15mm ball Threaded Rod	1000 [2204]	n/a	n/a	1	Nylon	PDF	
162934		\$27.00				3000 [6613]				Die-cast zinc	PDF	
166333		\$30.00	n/a	Foot Console	1.5 x 1.5 in, 3 x 3in	n/a		161054		Die-cast aluminum	PDF	
166334		\$30.00									PDF	
166335		\$30.00			1.5 x 3in, 3 x 3in						PDF	
166336		\$30.00									PDF	
162957		\$11.50		Floor Bracket	1.5 x 1.5 in, 1.5 x 3in, 3 x 3in					151100	Anodized aluminum	PDF
<div>*T-Slot Nut also required</div> <div>**Based on installation with Transport / Base Plate</div> <div>Load rating of a swivel foot assembly is based on the part with the lowest load rating, typically the threaded rod.</div> <div>Example:</div> <div>Threaded rod load rating = 210kg [463lb]</div> <div>Swivel base load rating = 3000kg [6614lb]</div> <div>Swivel foot assembly load rating = 210kg [463lb]</div>												

FATH® T-Slotted Rail Accessories











Bases - Continued



FATH® T-Slotted Rail Accessories

Casters

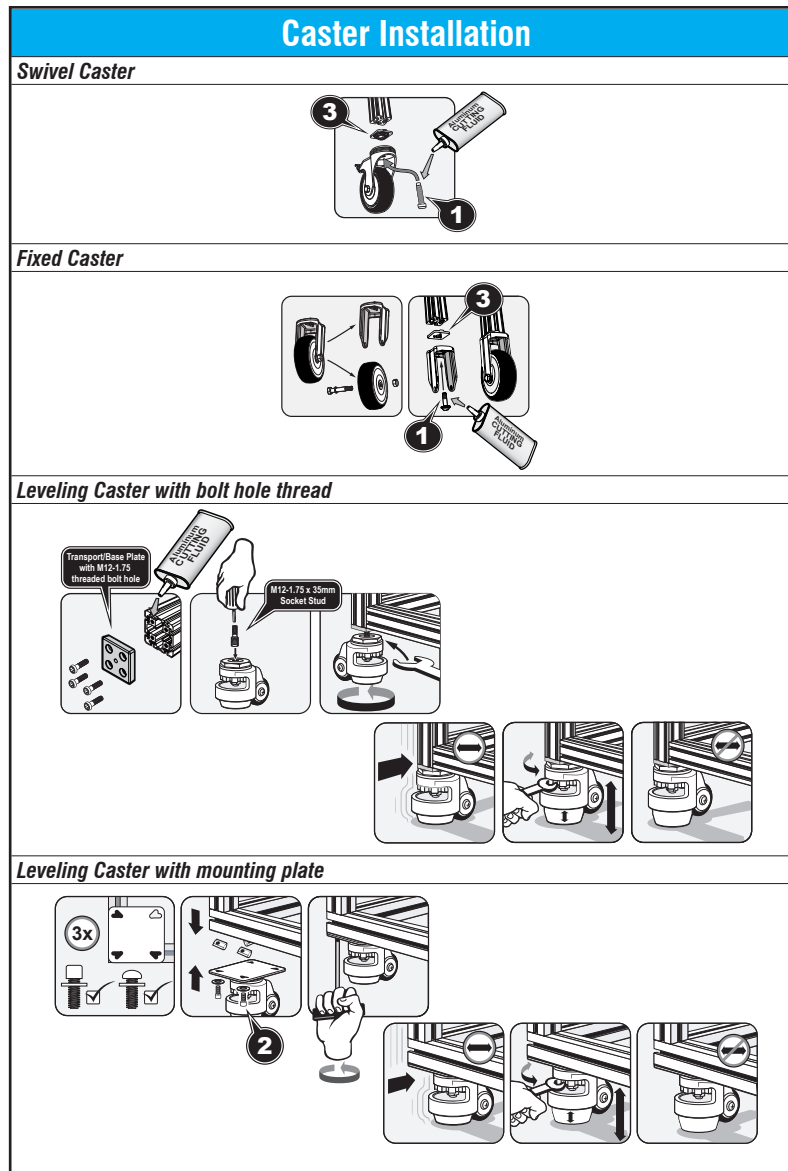
- Recommended ADC Fastener based on part feature and attachment type
- Material: varies by part

15 Series Casters										
Fits		Slot Size		<div>15 Series (inch)</div> <div><div>1.5x1.5</div><div>1.5x3</div><div>3x3</div></div>						
Part Number	Part Image	Price	Description	Requires	Load Rating kg [lb]	Recommended Screw Fastener (ADC Part Number)		Pack Quantity	Material	Drawing Link
						Core Hole Attachment 1	*T-Slot Attachment 2			
151134		\$47.00	Swivel Caster (requires Swivel Caster Adapter Plate 151136)	n/a	122 [269]	161107	n/a	1	Thermoplastic polyurethane/ nylon/steel	PDF
151135		\$40.50	Fixed Caster (requires Fixed Fixed Caster Adapter Plate 161040)			161106				PDF
151136		\$4.50	3 Swivel Caster Adapter Plate	Requires Swivel Caster 151134	n/a	n/a			Steel	PDF
161040		\$3.50	3 Fixed Fixed Caster Adapter Plate	Requires Fixed Caster 151135			Die-cast zinc		PDF	
151137		\$62.00	Swivel Caster	n/a	122 [269]	n/a	161053		Thermoplastic polyurethane/ nylon/steel	PDF
151138		\$49.00	Fixed Caster							PDF
163010		\$40.00	Leveling Caster	Transport / Base Plate with M12-1.75 threaded hole	250 [551]		n/a	Die-cast aluminum/ steel/nylon/ rubber	PDF	
163011		\$52.00			500 [1102]				PDF	
163012		\$41.00		n/a	250 [551]		151040		PDF	
163013		\$56.00			500 [1102]				PDF	
*T-Slot Nut also required										

*T-Slot Nut also required

FATH® T-Slotted Rail Accessories

Casters - Continued





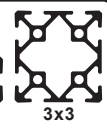
FATH® T-Slotted Rail Accessories

Hinges

- Recommended ADC Fastener based on part feature and slot depth
- Material: varies by part



15 Series (inch)












1.5x1.5 1.5x3 3x3

Fits

Slot Size

8

Part Number	Part Image	Price	Description	Recommended Screw Fastener *T-Slot Attachment (ADC Part Number)	Pack Quantity	Material	Drawing Link
151139		\$7.25	Left-Hand Detachable Combination Hinge	161075	1	Fiberglass reinforced plastic	PDF
151140		\$7.25	Right-Hand Detachable Combination Hinge				PDF
151141		\$7.25	Non-Detachable Combination Hinge				PDF
151142		\$12.50	Non-Detachable Combination Hinge With Locking Lever				PDF
151143		\$18.00	Left-Hand Detachable Combination Hinge			Die-cast aluminum	PDF
151144		\$18.00	Right-Hand Detachable Combination Hinge				PDF
151145		\$18.00	Non-Detachable Combination Hinge				PDF

*T-Slot Nut also required

FATH® T-Slotted Rail Accessories

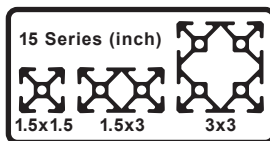
Panel and Door Elements













- Recommended ADC Fastener based on part feature and slot depth
- Material: varies by part



15 Series Panel and Door Elements

Fits Slot Size 8





Part Number	Part Image	Price	Description	Recommended Screw Fastener *T-Slot Attachment 2 (ADC Part Number)	Pack Quantity	Material	Drawing Link
151146		\$6.00	Bridge Handle	161048	1	Fiberglass reinforced plastic	PDF
151147		\$6.00		151100			PDF
151148		\$6.25	Cover Cap 3	n/a			PDF
151149		\$6.50	Comfort Handle	161054			PDF
151150		\$2.25	Cover Cap 3	n/a			PDF
151151		\$12.50	Comfort Handle	161054			PDF
151152		\$3.00	Cover Cap 3	n/a			PDF
151153		\$33.50	Machine Handle	151100			PDF
151154		\$47.00	Compact Slam Latch	161050		Die-cast aluminum	PDF
151155		\$58.00	Compact Sliding Door Latch				PDF
151156		\$37.00	Emergency Opener	161087		Fiberglass reinforced plastic	PDF
151157		\$7.25	Ball Catch	161051			PDF

*T-Slot Nut also required

*T-Slot Nut also required

FATH® T-Slotted Rail Accessories

Panel and Door Elements - Continued

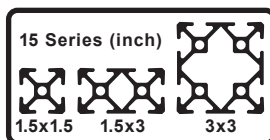
15 Series Panel and Door Elements - Continued							
Fits		Slot Size 8	<div>15 Series (inch)</div> <div><div>1.5x1.5</div><div>1.5x3</div><div>3x3</div></div>				
Part Number	Part Image	Price	Description	Recommended Screw Fastener *T-Slot Attachment 2 (ADC Part Number)	Pack Quantity	Material	Drawing Link
151158		\$14.50	Double Ball Catch	161076	1	Brass	PDF
151159		\$23.00	Door Latch	161087		Die-cast zinc	PDF
162963		\$8.50	Magnetic Catch	161048		Nylon/steel	PDF
162911		\$5.00	Panel Holder	151100		Anodized aluminum	PDF
162916		\$6.00					PDF
162922		\$5.75	Panel Mount Block	Fasteners included		Lacquered aluminum	PDF
162923		\$5.75				Powder-coated aluminum	PDF
162977		\$8.50	Hanger	161050	10	Die-cast zinc	PDF
162978		\$3.00	Panel Uni-Block	n/a		Nylon	PDF
162979		\$3.00					PDF
*T-Slot Nut also required							

FATH® T-Slotted Rail Accessories

Panel and Door Elements - Continued

15 Series Panel and Door Elements - Continued

Fits




Part Number	Part Image	Price	Description	Recommended Screw Fastener *T-Slot Attachment 2 (ADC Part Number)	Pack Quantity	Material	Drawing Link
151160		\$58.00	Sealing Strip	n/a	2	PVC/TPE	PDF
151163		\$25.00	Cover Profile		1	Nitrile rubber	PDF
162928		\$525.00	Sealing Profile			Nitrile rubber	PDF
151165		\$91.00	Cover Profile		25	Polypropylene	PDF
151164		\$115.00	Cover And Reduction Profile				PDF


*T-Slot Nut also required

Panel and Door Elements Installation

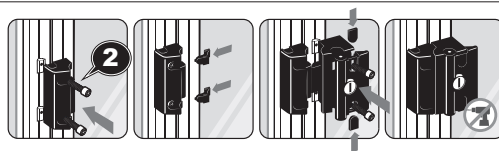
Bridge Handle and Cover Cap




Comfort Handle and Cover Cap



Slam Latch



Sliding Door Latch

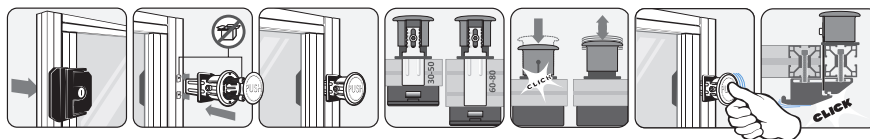


FATH® T-Slotted Rail Accessories

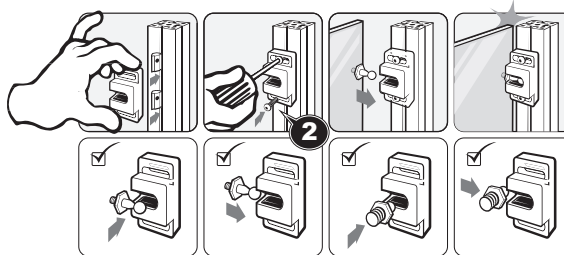
Panel and Door Elements - Continued

Panel and Door Elements Installation - Continued

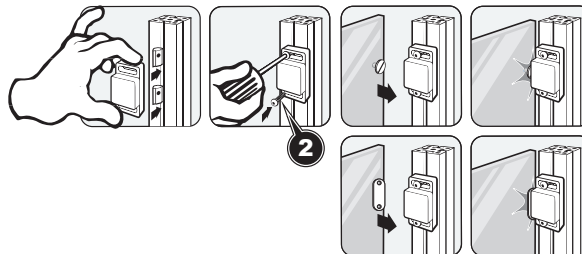
Emergency Opener



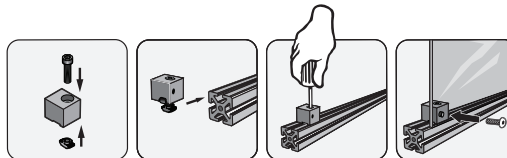
Ball Catch



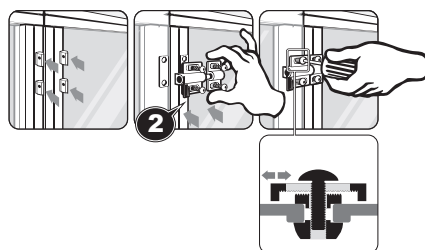
Magnetic Catch



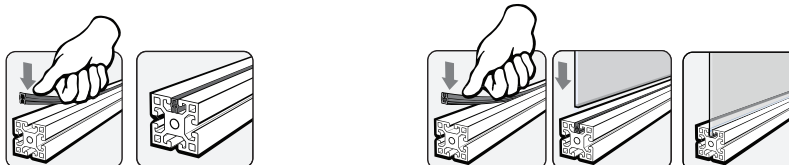
Panel Mount Block




Door Latch



Cover and Reduction Profile

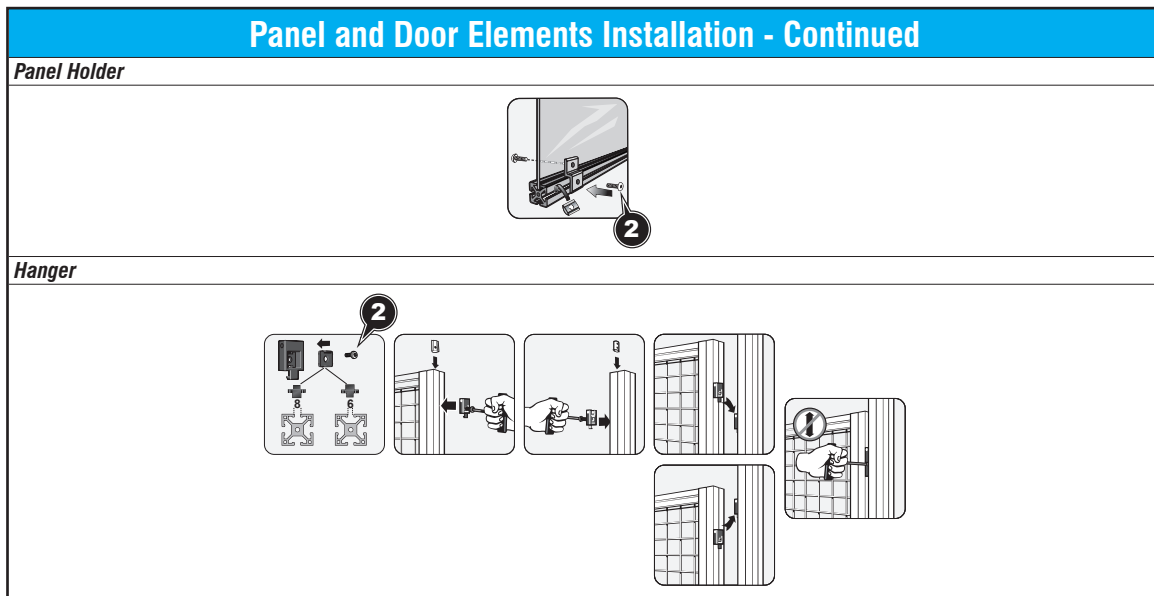


Sealing Profile



FATH® T-Slotted Rail Accessories

Panel and Door Elements - Continued



FATH® T-Slotted Rail Accessories

Slides and Rollers

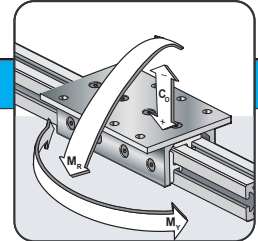
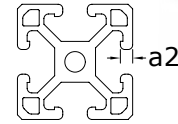

Linear Bearings

- No Shimming required!
- Verified fit with SureFrame 15 & 40 Series
- Static Load rating (Co) up to 4,000 N (900 lbf)
- Single and Double Flange Styles
- Available in Black or Silver
- Optional Brake Assemblies

Note: Not all Slot size 8 profiles are made the same, so it is important to confirm that the "a2" dimension of the profile is 3.0-4.5mm for adequate engagement and ultimate slide performance.















Adjust side screws
for optimum sliding
performance



15 Series Slides and Rollers

Fits
Slot Size
8



Part Number	Part Image	Price	Description	Fits	Pack Quantity	Load Ratings				Material	Drawing Link					
						Static (Co) N[lbf]	Reverse Static (-Co) N[lbf]	Roll Moment (Mr) N-m[lbf-ft]	Yaw Moment (My) N-m[lbf-ft]							
166337		\$63.00	3-slot, double flange, short linear bearing	1.5 x 1.5 in, 1.5 x 3in,	1	1000 [225]	500 [112]	40 [29]	150 [111]	Aluminum/ die-cast zinc/ polyoxymethylene (POM)	PDF					
166338		\$63.00									PDF					
166339		\$126.00									PDF					
166340		\$130.00									PDF					
166341		\$80.00	4-slot, double flange, short linear bearing	1.5 x 3in, 3 x 3in		2000 [450]	1000 [225]	80 [59]	200 [147]		PDF					
166342		\$84.00									PDF					
166343		\$158.00	4-slot, double flange, long linear bearing					4000 [889]	2000 [450]		100 [74]	200 [147]	PDF			
166344		\$168.00											PDF			
166345		\$60.00	3-slot, single flange, short linear bearing			1.5 x 1.5 in, 1.5 x 3in,	1000 [225]						500 [112]	40 [29]	150 [111]	PDF
166346		\$63.00														PDF
166347		\$120.00	3-slot, single flange, long linear bearing					2000 [450]	1000 [225]		80 [59]	200 [147]		PDF		
166348		\$126.00												PDF		

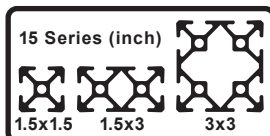
FATH® T-Slotted Rail Accessories



Slides and Rollers - Continued



15 Series Slides and Rollers - Cont'd

Fits

Slot Size
8


Part Number	Part Image	Price	Description	Fits	Pack Quantity	Recommended Screw Fastener T-Slot Attachment 2	Material	Drawing Link		
166349		\$45.00	Cam Lever Brake	All 15 Series Linear Bearings	1	n/a	Plastic/steel	PDF		
166350		\$28.00	L-Handle Brake					PDF		
151168		\$18.00	Slider	n/a		Fasteners included	Rubber/plastic/ steel	PDF		
151169		\$36.00	Slider With Clamp Lever					PDF		
148974		\$9.50	Roller					n/a	Nylon	PDF
151166		\$4.50	Slider						Glass-filled nylon	PDF
151089		\$4.50	Snap Hook	Slider 151166			Zinc plated steel	PDF		
163020		\$14.50	Roller Element With Guide	All 15 Series		Fasteners included	Thermoplastic polyurethane/ nylon/steel	PDF		
163021		\$14.50	Roller Element Without Guide					PDF		

FATH® T-Slotted Rail Accessories

Slides and Rollers - Continued

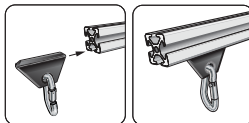
Slides and Rollers Installation

Roller




Bolt and nut not included
and not available from
AutomationDirect

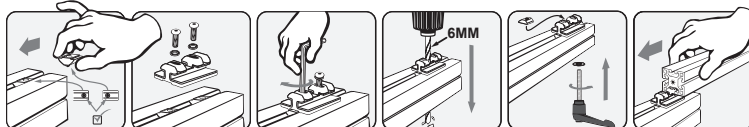
Slider and Snap Hook



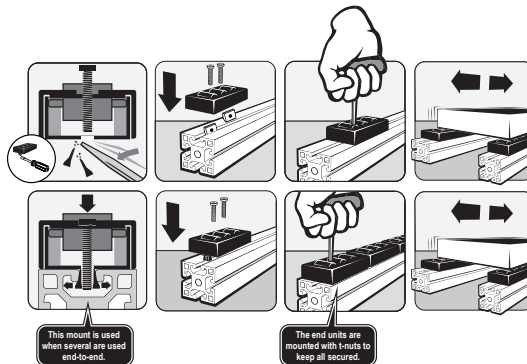
Slider



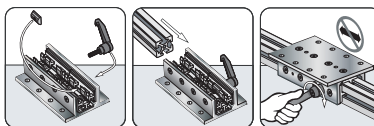
Slider with Clamp Lever



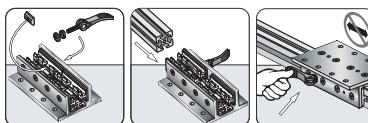
Roller Element



L-Handle Brake



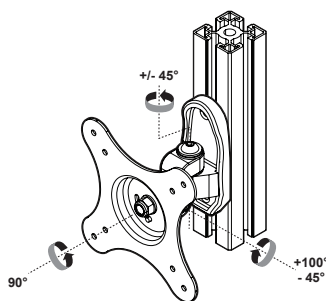
Cam Lever Brake



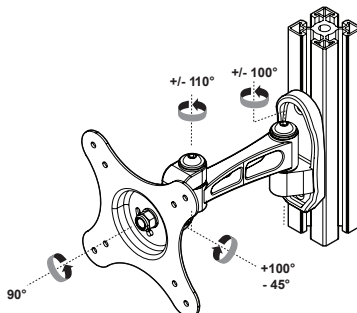
FATH® T-Slotted Rail Accessories

Monitor Mounts - Continued

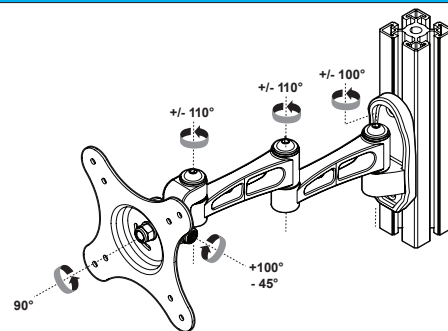
Monitor Mounts Adjustments



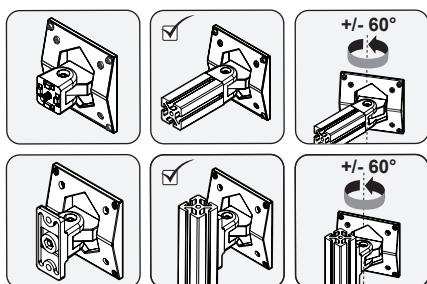
162893



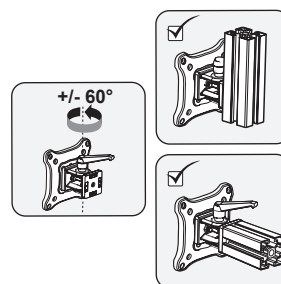
162894



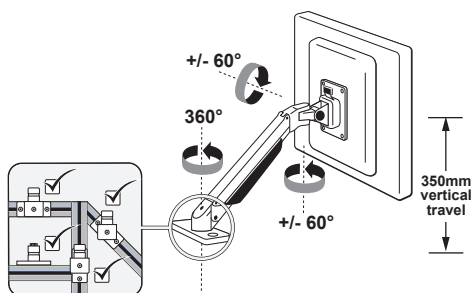
162895



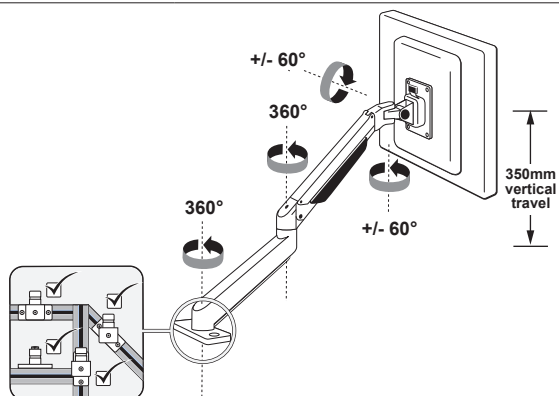
162896



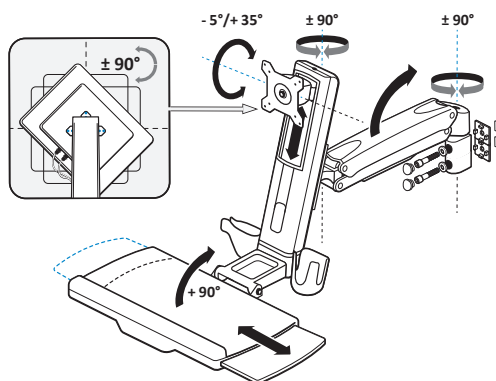
162897



162899



162900



162901

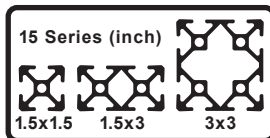
FATH® T-Slotted Rail Accessories





Workstation Components



15 Series Workstation Components

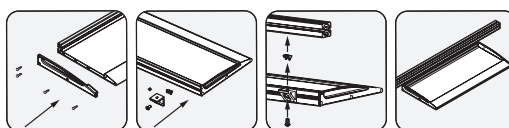
Fits  Slot Size



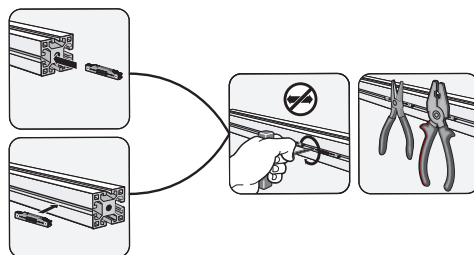
Part Number	Part Image	Price	Description	Load Rating kg [lb]	Pack Quantity	Material	Drawing Link
162902		\$185.00	Keyboard Holder (requires mounting solution, designer's choice)	n/a	1	Aluminum/nylon	PDF
162906		\$8.00	Magnetic Holder			Nylon/steel	PDF
162964		\$9.00	Grab Tray			Nylon	PDF
162965		\$2.00	Label Clip			PVC	PDF

Workstation Components Installation

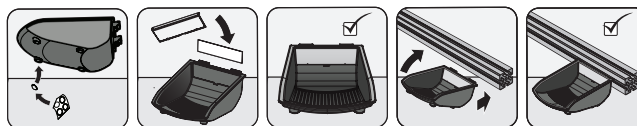
Keyboard Holder (mounting example)



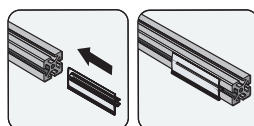
Magnetic Holder



Grab Tray











Label Clip



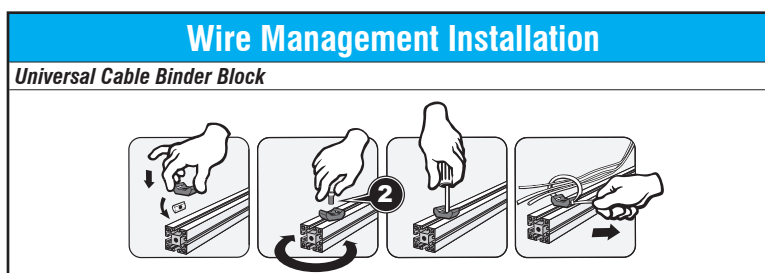
FATH® T-Slotted Rail Accessories

Wire Management



15 Series Wire Management							
<div>Fits</div>		<div>Slot Size</div> <div>8</div>	<div>15 Series (inch)</div> <div><div><div></div><div></div><div></div></div><div>1.5x1.5</div></div> <div><div></div><div></div><div></div></div> <div>1.5x3</div> <div><div></div><div></div><div></div></div> <div>3x3</div>				
Part Number	Part Image	Price	Description	Pack Quantity	Recommended Screw Fastener *T-Slot Attachment 2 (ADC Part Number)	Material	Drawing Link
151161		\$89.00	Conduit Cover 2000mm long	2	n/a	Polypropylene	PDF
151162		\$93.00					PDF
151174		\$15.50	Cross Cable Binding Block	10		Nylon	PDF
151175		\$64.00	Hook And Loop			Glass-filled nylon/ polypropylene	PDF
151176		\$38.50	Clip Cable Binder With Hammer			Nylon/rubber	PDF
151177		\$28.50	Ground Connector	1	Fasteners included	Glass-filled nylon/ copper/steel	PDF
151178		\$4.00	Grounding Terminal			Steel/brass	PDF
162982		\$7.50	Universal Cable Binder Block	10	161046	Nylon	PDF
*T-Slot Nut also required							

*T-Slot Nut also required



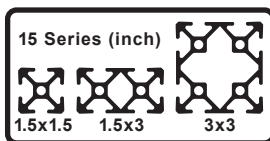
FATH® T-Slotted Rail Accessories










Miscellaneous Accessories



15 Series Miscellaneous Accessories

Fits Slot Size 8

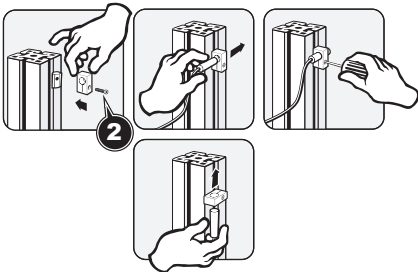
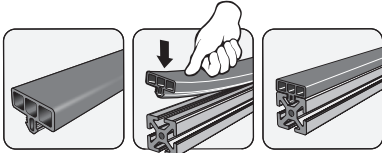


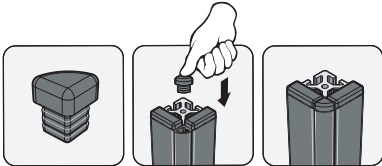


Part Number	Part Image	Price	Description	Requires	Fits Profile	Recommended Screw Fastener *T-Slot Attachment 2 (ADC Part Number)	Pack Quantity	Material	Drawing Link					
151171		\$16.50	End Cap		1.5 x 1.5in	n/a	10	Glass-filled nylon	PDF					
151172		\$21.00			1.5 x 3in				PDF					
151173		\$37.00			3 x 3in				PDF					
151091		\$6.00	Stop Bumper	n/a	All 15 Series			Rubber/zinc-plated steel	PDF					
151170		\$9.00							PDF					
162973		\$3.25	Sensor Mounting Block for 8mm proximity sensor					BHCS 8-32 x 1" (not sold by ADC)	1	Nylon	PDF			
162974		\$3.25	Sensor Mounting Block for 12mm proximity sensor								PDF			
162929		\$252.00	Side Protection Profile						n/a	5	Thermoplastic rubber	PDF		
162930		\$284.00	Corner Protection Profile									PDF		
162931		\$28.00	Cover Cap for Side									162929 or 162930	10	PDF
162932		\$21.00	Cover Cap for Corner									162930		PDF

*T-Slot Nut also required

FATH[®] T-Slotted Rail Accessories

Miscellaneous Accessories - Continued

Miscellaneous Installation		
Sensor Mounting Block		
		
Side Protection Profile		
		
Corner Protection Profile		
		
Cover Cap for Side		
		
Cover Cap for Corner		
		



Aluminum T-Slotted Rail


30 Series Metric T-Slotted Aluminum Rail

SureFrame™ T-slotted aluminum rails are extruded exclusively for AutomationDirect, with features, quality, and performance you expect. SureFrame T-slotted rails are compatible with other popular brands.

- Cut to length in 0.01 cm increments
- Minimum cut length: 15.24 cm
- Maximum cut length: 228.0 cm
- Cut accuracy: +/- 0.015 cm [0.15mm]
- Corrosion and UV resistant



Properties	
Material	Aluminum 6063-T6
Finish	Clear Anodize
Hardness	Webster Model B 11-12
Straightness	0.0125 inch/ft [1.042 mm/m]
Twist	0.25°/ft [0.25°/305mm]



30 Series (metric)								
Slot Size 8		Core Hole Ø 7.3 mm				Drop Lock T-Slot Drop Lock feature improves connection strength and vibration resistance		
Part Number	Part Image	Price per cm	Profile Size	Weight Class	Weight lbs/ft [kg/m]	Moment of Inertia Lx	Moment of Inertia Ly	Drawing Link
30-3030C		\$0.13	30 x 30mm	Standard	0.605 [0.900]	0.068 in ⁴ [2.829 cm ⁴]	0.068 in ⁴ [2.829 cm ⁴]	PDF
30-3060C		\$0.21	30 x 60mm		1.058 [1.574]	0.130 in ⁴ [5.408 cm ⁴]	0.473 in ⁴ [19.677 cm ⁴]	PDF
30-6060C		\$0.31	60 x 60mm		1.681 [2.502]	0.871 in ⁴ [36.234 cm ⁴]	0.871 in ⁴ [36.234 cm ⁴]	PDF

Extruded T-slotted rails have a thru Core Hole feature that can be used to attach various components to the end of the profile using:

- Self-tapping / thread-forming screws (no tapping needed)
- A tap to thread the core hole for a threaded fastener



Please Note: Prices on aluminum are closely tied to the market price. This allows us to offer the best savings possible if conditions are favorable; however, it also means that our prices may increase if market conditions warrant.



Aluminum T-Slotted Rail

Deflection Calculations

Using the calculations below, find your approximate deflection* for a specific extrusion.
See table below for variations.

As always when calculating, use diligence and work only in either imperial or metric units at one time.

"E" = Modulus of Elasticity

"F" = Force

"I" = Moment of Inertia

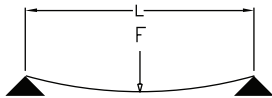
"L" = Length

"W" = Weight

**for reference only*

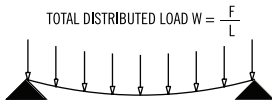
Supported Loads

CONCENTRATED LOAD AT CENTER (simply supported)



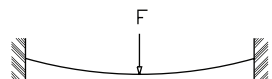
$$\text{MAX DEFLECTION} = \frac{FL^3}{48 EI}$$

UNIFORMLY DISTRIBUTED LOAD (simply supported)



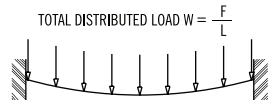
$$\text{MAX DEFLECTION} = \frac{5}{84} \frac{WL^4}{EI}$$

CONCENTRATED LOAD AT CENTER (between fixed supports)



$$\text{MAX DEFLECTION} = \frac{FL^3}{192 EI}$$

UNIFORMLY DISTRIBUTED LOAD (between fixed supports)



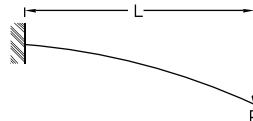
$$\text{MAX DEFLECTION} = \frac{WL^4}{384 EI}$$

Aluminum 6063-T6 Properties

Yield Strength	29,007 psi [200 MPa]
Tensile Strength	33,359 psi [230 MPa]
Modulus of Elasticity	10,000,000 psi [68.9 GPa]

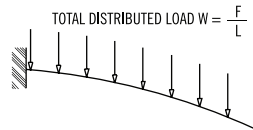
Cantilever Loads

CONCENTRATED LOAD AT CENTER (simply supported)



$$\text{MAX DEFLECTION} = \frac{FL^3}{3 EI}$$






UNIFORMLY DISTRIBUTED LOAD (simply supported)



$$\text{MAX DEFLECTION} = \frac{WL^4}{8 EI}$$

FATH® T-Slotted Rail Accessories

T-Slot Nuts - Continued







30 Series T-Slot Nuts - Continued						
Fits		Slot Size 8	<div>30 Series (mm)</div> <div><div>30x30</div><div>30x60</div><div>60x60</div></div>			
Part Number	Part Image	Price	Nut Type	Thread Size	Pack Quantity	Drawing Link
151179		\$6.50	Economy T-Nut	M6-1.0	10	PDF
151180		\$5.25	Double Economy T-Nut		4	PDF
151181		\$9.00	Hammer Nut		10	PDF
161118		\$16.75	Roll-In Nut	M8-1.25		PDF
151182		\$19.00				PDF

FATH® T-Slotted Rail Accessories

Fasteners

- Choose from 4 Head types in numerous lengths
- Hex socket head
- Select desired T-Slot nut style with corresponding thread size.
- Material: Black zinc plated or bright zinc plated steel, prevents corrosion better than typical black oxide coatings



30 Series Fasteners							
<div>Fits</div> <div>Slot Size</div> <div>8</div>		<div>30 Series (mm)</div> <div>30x30 30x60 60x60</div>					
Part Number	Part Image	Price	Thread X Length	Head Type	Color	Pack Quantity	Drawing Link
162994		\$8.00	8-32 UNF x 3/8in	Button head socket cap screw	Flat black	10	PDF
161073		\$7.75	8-32 UNF x 1/2in	Flat head socket cap screw			PDF
162993		\$7.50	10-32 UNF x 3/8in	Button head socket cap screw			PDF
162995		\$7.75	10-32 UNF x 1/2in	Socket head cap screw			PDF
161046		\$4.75		Button head socket cap screw			PDF
161047		\$5.00	10-32 UNF x 5/8in				PDF
161048		\$5.75	10-32 UNF x 3/4in				PDF
161074		\$6.25	1/4-20 UNC x 1/2in	Flat head socket cap screw			PDF
151040		\$4.25		Button head socket cap screw			PDF
151041		\$5.25		Flanged button head socket cap screw	Gloss black		PDF
161049		\$4.75	1/4-20 UNC x 9/16in	Button head socket cap screw	Flat black		PDF
161075		\$6.25	1/4-20 UNC x 5/8in	Flat head socket cap screw			PDF
161050		\$4.75		Button head socket cap screw			PDF
161087		\$4.00		Socket head cap screw			PDF

Fasteners - Continued

30 Series Fasteners - Continued							
<div><div><div>Fits</div><div>Slot Size</div><div>8</div></div><div><div>30 Series (mm)</div><div><div><div></div><div>30x30</div></div><div><div></div><div>30x60</div></div><div><div></div><div>60x60</div></div></div></div></div>							
Part Number	Part Image	Price	Thread X Length	Head Type	Color	Pack Quantity	Drawing Link
161051		\$4.75	1/4-20 UNC x 3/4in	Button head socket cap screw	Flat black	10	PDF
161052		\$5.25	1/4-20 UNC x 1in				PDF
161088		\$2.25	M4-0.7 x 8mm	Socket head cap screw	Bright zinc		PDF
161089		\$2.50	M4-0.7 x 10mm				PDF
161056		\$1.00		Button head socket cap screw			PDF
161076		\$1.50	M4-0.7 x 12mm	Flat head socket cap screw			PDF
161057		\$1.25	M5-0.8 x 10mm	Button head socket cap screw			PDF
161090		\$2.50		Socket head cap screw			PDF
161077		\$1.75	M5-0.8 x 12mm	Flat head socket cap screw			PDF
161091		\$2.75		Socket head cap screw			PDF
161058		\$1.75		Button head socket cap screw			PDF
161092		\$2.75	M6-1.0 x 10mm	Socket head cap screw			PDF
161078		\$2.25	M6-1.0 x 12mm	Flat head socket cap screw			PDF
161059		\$2.00		Button head socket cap screw			PDF
161093		\$2.75		Socket head cap screw			PDF














FATH® T-Slotted Rail Accessories

Fasteners - Continued

30 Series Fasteners - Continued							
Fits 							
Part Number	Part Image	Price	Thread X Length	Head Type	Color	Pack Quantity	Drawing Link
161079		\$2.50	M6-1.0 x 14mm	Flat head socket cap screw	Bright zinc	10	PDF
161060		\$2.25		Button head socket cap screw			PDF
161094		\$3.00	M6-1.0 x 14mm	Socket head cap screw			PDF
161080		\$2.50	M6-1.0 x 16mm	Flat head socket cap screw			PDF
161061		\$2.50		Button head socket cap screw			PDF
161095		\$3.00		Socket head cap screw			PDF
161062		\$3.00	M6-1.0 x 18mm	Button head socket cap screw			PDF
161096		\$3.25		Socket head cap screw			PDF
161081		\$2.75	M6-1.0 x 20mm	Flat head socket cap screw			PDF
161063		\$3.00		Button head socket cap screw			PDF
161097		\$3.25		Socket head cap screw			PDF
161064		\$3.25	M6-1.0 x 25mm	Button head socket cap screw			PDF
161082		\$4.75	M8-1.25 x 12mm	Flat head socket cap screw			PDF
161065		\$4.25		Button head socket cap screw			PDF
161098		\$4.75		Socket head cap screw			PDF

FATH® T-Slotted Rail Accessories

Fasteners - Continued

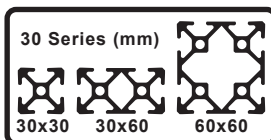
30 Series Fasteners - Continued							
<div>Fits</div>		<div>Slot Size</div> <div>8</div>	<div>30 Series (mm)</div> <div><div>30x30</div><div>30x60</div><div>60x60</div></div>				
Part Number	Part Image	Price	Thread X Length	Head Type	Color	Pack Quantity	Drawing Link
161066		\$4.50	M8-1.25 x 14mm	Button head socket cap screw	Bright zinc	10	PDF
161083		\$5.00		Flat head socket cap screw			PDF
161099		\$5.00	M8-1.25 x 14mm	Socket head cap screw			PDF
161084		\$5.50	M8-1.25 x 16mm	Flat head socket cap screw			PDF
161100		\$5.50		Socket head cap screw			PDF
161067		\$4.75		Gloss black			Button head socket cap screw
151183		\$4.75			Flanged button head socket cap screw		PDF
151184		\$5.50					PDF
161085		\$5.50	M8-1.25 x 18mm	Flat head socket cap screw	Bright zinc		PDF
161068		\$5.25		Button head socket cap screw			PDF
161101		\$5.50		Socket head cap screw			PDF
151241		\$4.50	M8-1.25 x 20mm	Button head socket cap screw			PDF
161102		\$5.75		Socket head cap screw			PDF




FATH® T-Slotted Rail Accessories

Fasteners - Continued

30 Series Fasteners - Continued

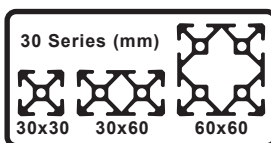
Fits





Part Number	Part Image	Price	Thread X Length	Head Type	Color	Pack Quantity	Drawing Link	
161086		\$7.00	M8-1.25 x 25mm	Flat head socket cap screw	Bright zinc	10	PDF	
161069		\$5.25		Button head socket cap screw			PDF	
161070		\$8.00	M8-1.25 x 40mm				PDF	

30 Series Self Forming / Tapping Screws


Fits



Works with Aluminum with hole diameter
0.276" - 0.295" [7.0 - 7.5 mm]

Part Number	Part Image	Price	Thread X Length	Head Type	Color	Pack Quantity	Drawing Link
161108		\$9.25	8 x 25mm	Self-Tapping Screw Flanged button head socket cap T-40 Torx	Bright zinc	10	PDF
161109		\$8.75		Self-Tapping Screw Flat head socket cap			PDF

Self Forming / Tapping Screw Installation



FATH® T-Slotted Rail Accessories

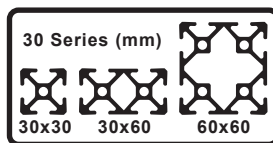
Connecting Components







- Connects two or three T-slot rails together
- Recommended ADC Fastener based on part feature, slot Depth and core hole
- Material: varies by part



30 Series Connecting Components

Fits  Slot Size 8

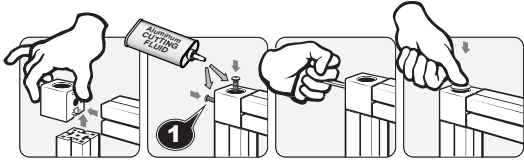
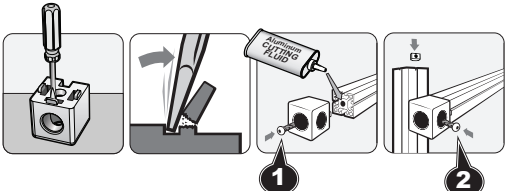

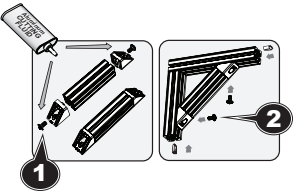
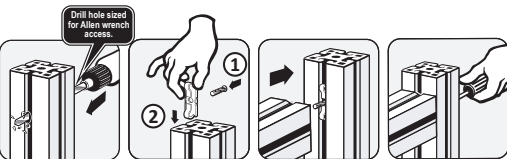
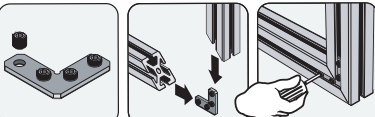


Part Number	Part Image	Price	Description	Fits Profile	Material	Recommended Screw Fastener (ADC Part Number)		Pack Quantity	Drawing Link
						Core Hole Attachment 1	*T-Slot Attachment 2		
151185		\$9.50	2d Cube Connector	30 x 30mm 30 x 60mm 60 x 60mm	Die-cast aluminum	161085	161083	1	PDF
151186		\$10.50	3d Cube Connector				n/a		PDF
151187		\$6.00	Angle Connector	30 x 30mm		151241 Requires manually tapping core hole to M8-1.25 x 20 DP	161066		PDF
151188		\$10.00		30 x 60mm					PDF
162961		\$11.50	Miter Connector	30 x 30mm 30 x 60mm 60 x 60mm	Steel	n/a	M8-1.25 x 8mm set screw (4) included	PDF	
163008		\$10.75	Screw Connector		Zinc plated steel	Designer's choice	n/a	10	PDF

*T-Slot Nut also required.

FATH® T-Slotted Rail Accessories

Connecting Components - Continued












Connecting Components Installation	
Core Hole Installation	T-Slot Installation
2D Cube Connector 	
3D Cube Connector 	n/a
Angle Connector 	
Screw Connector 	
Miter Connector 	

FATH® T-Slotted Rail Accessories

Joining Plates

- Connects two or more T-slot rails together.
- Recommended ADC Fastener based on part feature and slot depth.
- Material: Anodized aluminum


















30 Series Joining Plates						
Fits		Slot Size 8	<div>30 Series (mm)</div> <div><div></div><div></div><div></div></div> <div>30x30 30x60 60x60</div>			
Part Number	Part Image	Price	Description	Recommended Screw Fastener - T-Slot Hole Attachment (ADC Part Number)	Pack Quantity	Drawing Link
151189		\$4.50	Straight Flat Plate	161059	1	PDF
162985		\$8.00				PDF
151190		\$5.50				PDF
151191		\$5.50	Square Flat Plate			PDF
151192		\$9.50	Rectangular Flat Plate			PDF
151193		\$9.50	Flat Plate			PDF
151194		\$10.00	T-Shaped Flat Plate			PDF
162988		\$18.00				PDF

FATH® T-Slotted Rail Accessories

Brackets

- Connects two T-slot rails together at a 90° angle
- Recommended ADC Fastener based on part feature and slot depth
- Material: varies by part



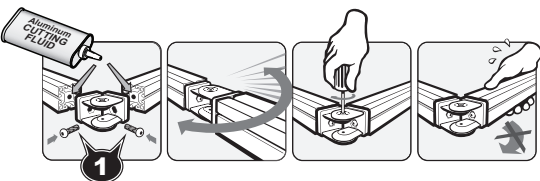
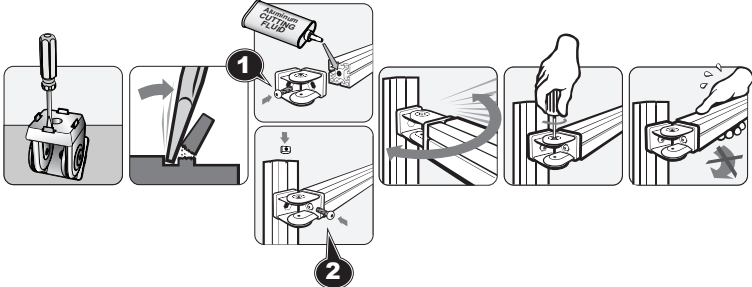

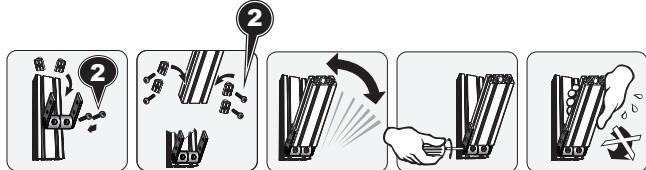
30 Series Brackets								
Fits		Slot Size 8	<div>30 Series (mm)</div> <div><div>30x30</div><div>30x60</div><div>60x60</div></div>					
Part Number	Part Image	Price	Description	Recommended Screw Fastener (ADC Part Number)		Pack Quantity	Material	Drawing Link
				Core Hole Attachment 1	*T-Slot Attachment 2			
151195		\$4.25	Inside Corner Bracket	n/a	161059	1	Anodized aluminum	PDF
151196		\$5.25	Wide Inside Corner Bracket					PDF
151197		\$5.75	Tall Inside Corner Bracket					PDF
151198		\$11.00	Inside Corner Bracket					PDF
162989		\$2.25	Gusseted Inside Corner Bracket					PDF
162990		\$4.75	Tall Gusseted Inside Corner Bracket					PDF
162991		\$4.75	Wide Gusseted Inside Corner Bracket					PDF
162992		\$8.00	Gusseted Inside Corner Bracket					PDF
151199		\$28.50	Pivot Joint	161102 Requires manually tapping core hole to M8-1.25 x 20mm DP	161099	1	Die-cast zinc	PDF
151200		\$38.50	Pivot Joint With Locking Handle					PDF
163014		\$27.50	1-Slot Pivot Joint	Not possible	161092		Die-cast zinc/die-cast aluminum/nylon	PDF
163017		\$36.50	2-Slot Pivot Joint					PDF

*T-Slot Nut also required.

*T-Slot Nut also required.

FATH® T-Slotted Rail Accessories


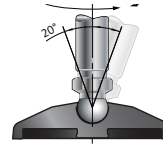
Brackets - Continued

Brackets Installation	
Core Hole Installation	T-Slot Installation
<p>Pivot Joint</p>  <p>Manually tap core hole for screw</p>	
<p>Pivot Joint</p> 	

FATH® T-Slotted Rail Accessories

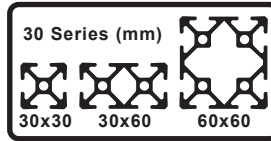
Bases












- Recommended ADC Fastener based on part feature and core hole
- Material: varies by part



30 Series Bases

Fits Slot Size 8



Part Number	Part Image	Price	Description	Fits	Load Rating kg [lb]	Recommended Screw Fastener (ADC Part Number)		Pack Quantity	Material	Drawing Link			
						Core Hole Attachment 1	***T-Slot Attachment 2						
162940		\$11.50	M8-1.25 Transport/ Base Plate	30 x 60mm	n/a	161102** (2) included with kit		1	Die-cast zinc	PDF			
162941		\$11.50	M10-1.5 Transport/ Base Plate							PDF			
162942		\$11.50	M12-1.75 Transport/ Base Plate							PDF			
162943		\$17.50	M8-1.25 Transport/ Base Plate	60 x 60mm		161102** (4) included with kit				n/a			PDF
162944		\$17.75	M10-1.5 Transport/ Base Plate										PDF
162945		\$20.00	M12-1.75 Transport/ Base Plate										PDF
162946		\$20.00	M14-2.0 Transport/ Base Plate										PDF
162947		\$20.00	M16-2.0 Transport/ Base Plate										PDF
151201		\$3.75	M8-1.25 x 40mm Swivel Foot Threaded Rod with 15mm ball	Requires Transport / Base Plate 162940 or 162943	350 [772]*	n/a			Zinc plated steel	PDF			
151202		\$4.00	M10-1.5 x 45mm Swivel Foot Threaded Rod with 15 mm ball	Requires Transport / Base Plate 162941 or 162944	470 [1036]*					PDF			
162938		\$6.50	M16-2.0 x 100mm Swivel Foot Threaded Rod with 15mm ball	Requires Transport / Base Plate 162947	1450 [3197]					PDF			

*Based on installation with Transport / Base Plate

Load rating of a swivel foot assembly is based on the part with the lowest load rating, typically the threaded rod.

Example:

Threaded rod load rating = 210kg [463lb]

Swivel base load rating = 3000kg [6614lb]










Swivel foot assembly load rating = 210kg [463lb]

**Requires tapping Core Hole (M8-1.25 x 20mm deep)

***T-Slot Nut also required.

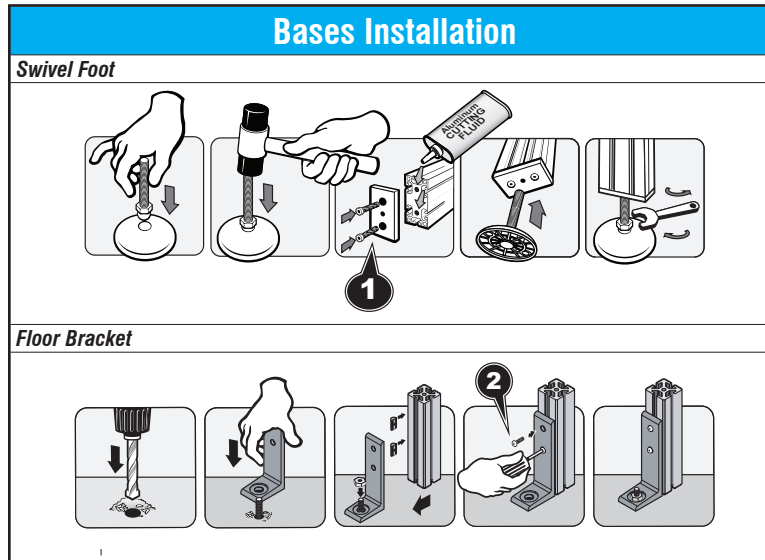
FATH® T-Slotted Rail Accessories

Bases - Continued

30 Series Bases - continued											
Fits		Slot Size		<div>30 Series (mm)</div> <div><div>30x30</div><div>30x60</div><div>60x60</div></div>							
Part Number	Part Image	Price	Diameter	Description	Fits	Load Rating kg [lb]	Recommended Screw Fastener (ADC Part Number)		Pack Quantity	Material	Drawing Link
							Core Hole Attachment 1	***T-Slot Attachment 2			
151068		\$4.00	1.57 in [39.0 mm]	Swivel Base With Anti-Slip Plate	Any 15mm ball Threaded Rod	900 [1984]	n/a	n/a	1	Nylon	PDF
151071		\$9.50				3000 [6614]				Die-cast zinc	PDF
151072		\$17.00	3.11 in [79.0 mm]								
151073		\$17.00									
151069		\$6.00				Nylon				PDF	
151070		\$6.00									
162933		\$12.50	see 2D drawing	Extended Swivel Base	1000 [2204]	Nylon	PDF				
162934		\$27.00			3000 [6613]	Die-cast zinc	PDF				
162956		\$11.00	n/a	Floor Bracket	30 x 30mm, 30 x 60mm, 60 x 60mm	n/a		161066		Anodized aluminum	PDF
<p>*Based on installation with Transport / Base Plate Load rating of a swivel foot assembly is based on the part with the lowest load rating, typically the threaded rod. Example: Threaded rod load rating = 210kg [463lb] Swivel base load rating = 3000kg [6614lb] Swivel foot assembly load rating = 210kg [463lb] **Requires tapping Core Hole (M8-1.25 x 20mm deep) ***T-Slot Nut also required.</p>											

FATH[®] T-Slotted Rail Accessories





Bases - Continued



FATH® T-Slotted Rail Accessories

Casters

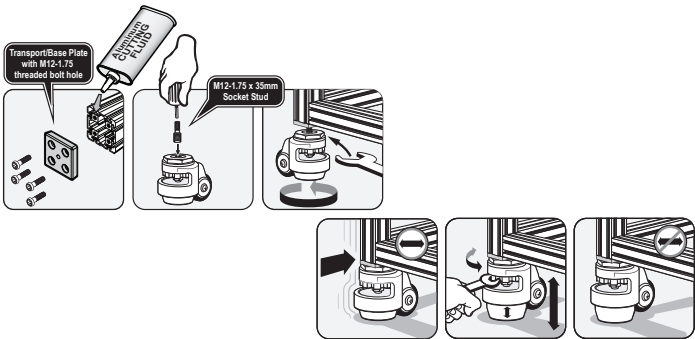
- Recommended ADC Fastener based on part feature and attachment type
- Material: varies by part

30 Series Casters											
Fits		Slot Size 8		<div>30 Series (mm)</div> <div><div>30x30</div><div>30x60</div><div>60x60</div></div>							
Part Number	Part Image	Price	Description	Requires	Load Rating kg [lb]	Recommended Screw Fastener (ADC Part Number)		Pack Quantity	Material	Drawing Link	
						Core Hole Attachment 1	*T-Slot Attachment 2				
163010		\$40.00	Leveling Caster	Transport / Base Plate with M12-1.75 threaded hole	250 [551]	n/a	n/a	1	Die-cast aluminum/ steel/nylon/ rubber	PDF	
163011		\$52.00			500 [1102]					PDF	
163012		\$41.00		n/a	250 [551]		161059			PDF	
163013		\$56.00			500 [1102]					PDF	
*T-Slot Nut also required.											

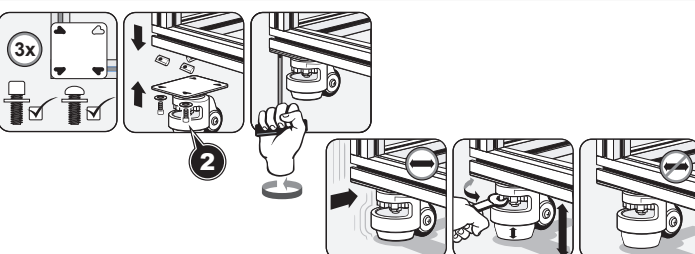
*T-Slot Nut also required.

Caster Installation

Leveling Caster with bolt hole thread



Leveling Caster with mounting plate













FATH® T-Slotted Rail Accessories

Hinges

- Recommended ADC Fastener based on part feature and slot depth
- Material: varies by part



















30 Series Hinges							
Fits		Slot Size 8	<div>30 Series (mm)</div> <div></div> <div>30x30 30x60 60x60</div>				
Part Number	Part Image	Price	Description	Recommended Screw Fastener *T-Slot Attachment (ADC Part Number)	Pack Quantity	Material	Drawing Link
151203		\$6.25	Left-Hand Detachable Combination Hinge	161079	1	Fiberglass reinforced plastic	PDF
151204		\$6.50	Right-Hand Detachable Combination Hinge				PDF
151205		\$6.50	Non-Detachable Combination Hinge				PDF
151206		\$11.50	Non-Detachable Combination Hinge With Locking Lever				PDF
151207		\$16.50	Left-Hand Detachable Combination Hinge			Die-cast aluminum	PDF
151208		\$16.50	Right-Hand Detachable Combination Hinge				PDF
151209		\$16.50	Non-Detachable Combination Hinge				PDF
*T-Slot Nut also required							

FATH® T-Slotted Rail Accessories

Panel and Door Elements

- Recommended ADC Fastener based on part feature and slot depth
- Material: varies by part



30 Series Panel and Door Elements								
Fits		Slot Size 8	<div>30 Series (mm)</div> <div><div></div><div></div><div></div></div> <div>30x30 30x60 60x60</div>					
Part Number	Part Image	Price	Description	Recommended Screw Fastener *T-Slot Attachment 2 (ADC Part Number)	Pack Quantity	Material	Drawing Link	
151146		\$6.00	Bridge Handle	161061	1	Fiberglass reinforced plastic	PDF	
151147		\$6.00		161065			PDF	
151148		\$6.25	Cover Cap 3	n/a			PDF	
151149		\$6.50	Comfort Handle	151183			PDF	
151085		\$4.50	Comfort Handle	161095			PDF	
151086		\$4.00	Cover Cap 3	n/a			PDF	
151157		\$7.25	Ball Catch	151162			PDF	
151158		\$14.50	Double Ball Catch	FHCS M4-0.7 x 10mm**	1	Brass	PDF	
162963		\$8.50	Magnetic Catch	161062		Nylon/steel	PDF	
162912		\$4.50	Panel Holder	161066		Anodized aluminum	PDF	
162917		\$5.75					PDF	
162977		\$8.50	Hanger	161059	25	Die-cast zinc	PDF	
151210		\$150.00	Cover And Reduction Profile	n/a		Thermoplastic elastomer	PDF	

*T-Slot Nut also required

** Recommended fastener not available from AutomationDirect.com

*T-Slot Nut also required

** Recommended fastener not available from AutomationDirect.com

FATH® T-Slotted Rail Accessories

Panel and Door Elements - Continued

Panel and Door Elements Installation


Bridge Handle and Cover Cap



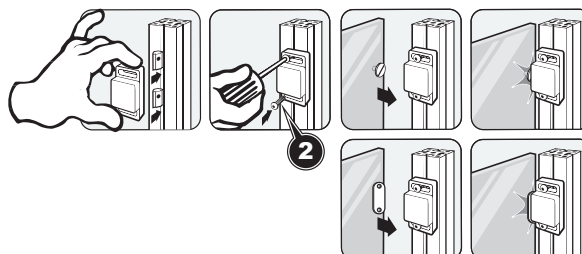
Comfort Handle and Cover Cap




Cover and Reduction Profile




Magnetic Catch



Hanger




Panel Holder



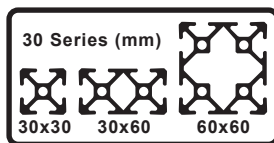
FATH® T-Slotted Rail Accessories

Slides and Rollers



30 Series Slides and Rollers


Fits Slot Size 8



Part Number	Part Image	Price	Description	Fits	Pack Quantity	Material	Drawing Link
<u>148974</u>		\$9.50	Roller	All 30 Series	1	Nylon	<u>PDF</u>
<u>151211</u>		\$4.50	Slider			Glass-filled nylon	<u>PDF</u>
<u>151089</u>		\$4.50	Snap Hook	Slider <u>151211</u>		Zinc plated steel	<u>PDF</u>
<u>162968</u>		\$7.50	Profile Slider Center Slot	All 30 Series		Polyoxymethylene (POM)	<u>PDF</u>

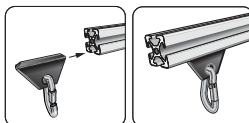
Slides and Rollers Installation

Roller

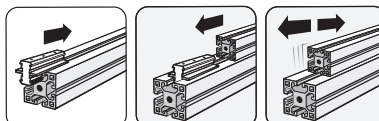


Bolt and nut not included
and not available from
AutomationDirect

Slider and Snap Hook



Profile Slider



FATH® T-Slotted Rail Accessories


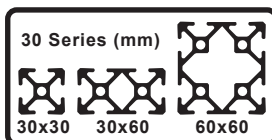
Monitor Mounts






30 Series Monitor Mounts

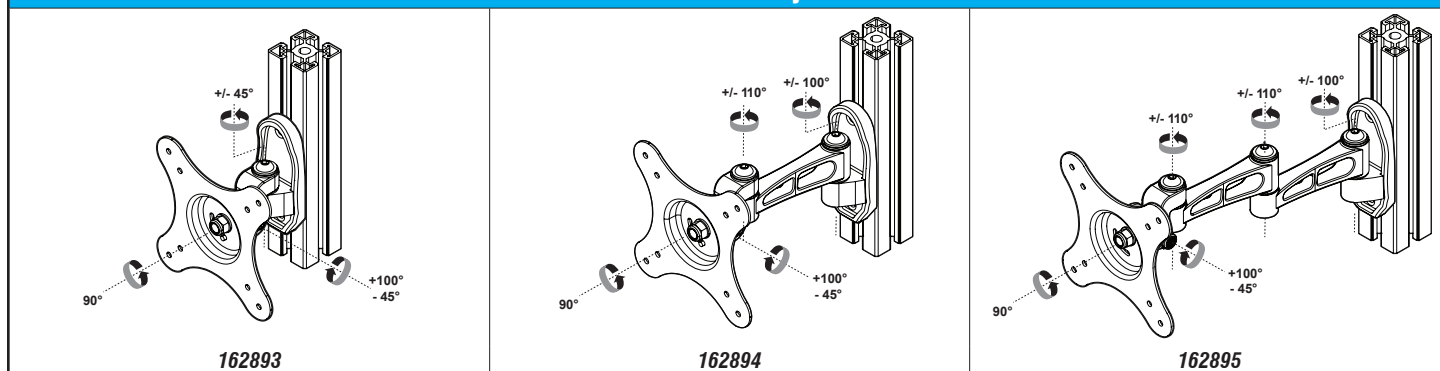
- Fits monitors with VESA mounting standard
- Durable steel construction
- Powder coat finish
- Mounting hardware included for several mounting locations

Fits  Slot Size 8



Part Number	Part Image	Price	Description	Load Rating kg [lb]	Pack Quantity	Installation Instructions Link	Drawing Link
<u>162893</u>		\$42.00	Swivel Monitor Mount	15 [33.1]	1	PDF	PDF
<u>162894</u>		\$50.00				PDF	PDF
<u>162895</u>		\$58.00				PDF	PDF

Monitor Mounts Adjustments



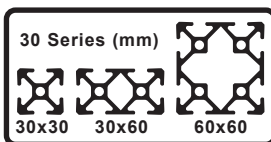
FATH® T-Slotted Rail Accessories




Workstation Components



30 Series Workstation Components

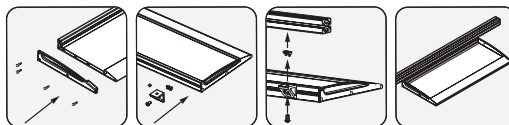
Fits Slot Size 8



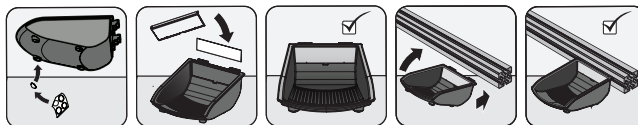
Part Number	Part Image	Price	Description	Load Rating kg [lb]	Pack Quantity	Material	Drawing Link
162902		\$185.00	Keyboard Holder	n/a	1	Aluminum/nylon	PDF
162964		\$9.00	Grab Tray			Nylon	PDF
162965		\$2.00	Label Clip			PVC	PDF

Workstation Components Installation

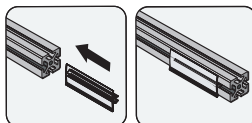
Keyboard Holder (mounting example)



Grab Tray









Label Clip



FATH® T-Slotted Rail Accessories

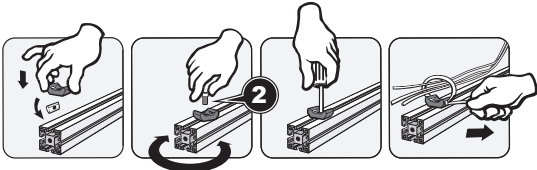
Wire Management



30 Series Wire Management								
<div><div>Fits </div><div><div>30 Series (mm)</div><div></div><div>30x30 30x60 60x60</div></div></div>								
Part Number	Part Image	Price	Description	Pack Quantity	Recommended Screw Fastener *T-Slot Attachment 2 (ADC Part Number)	Material	Drawing Link	
162982		\$7.50	Universal Cable Binder Block	10	161057	Nylon	PDF	
162983		\$15.75	Cable Binder Block		n/a		PDF	
*T-Slot Nut also required								

Wire Management Installation

Universal Cable Binder Block



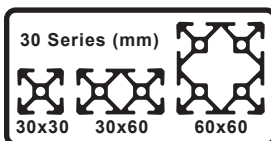
FATH® T-Slotted Rail Accessories





Miscellaneous Accessories



30 Series Miscellaneous Accessories

Fits  Slot Size 8



Part Number	Part Image	Price	Description	Fits Profile	Recommended Screw Fastener *T-Slot Attachment 2 (ADC Part Number)	Pack Quantity	Material	Drawing Link
151212		\$9.25	End Cap	30 x 30mm	n/a	10	Glass-filled nylon	PDF
151170		\$9.00	Stop Bumper	All 30 Series		BHCS M4-0.7 x 20mm (not sold by ADC)	1	Rubber/zinc-plated steel
162973		\$3.25	Sensor Mounting Block for 8mm diameter sensors		Nylon			PDF
162974		\$3.25	Sensor Mounting Block for 12mm diameter sensors					PDF

*T-Slot Nut also required

*T-Slot Nut also required



Aluminum T-Slotted Rail


40 Series Metric T-Slotted Aluminum Rail

SureFrame™ T-slotted aluminum rails are extruded exclusively for AutomationDirect, with features, quality, and performance you expect. SureFrame T-slotted rails are compatible with other popular brands.

- Cut to length in 0.01 cm increments
- Minimum cut length: 15.24 cm
- Maximum cut length: 228.0 cm
- Cut accuracy: +/- 0.015 cm [0.15mm]
- Corrosion and UV resistant



Properties	
Material	Aluminum 6063-T6
Finish	Clear or Black Anodize
Hardness	Webster Model B 11-12
Straightness	0.0125 inch/ft [1.042 mm/m]
Twist	0.25°/ft [0.25°/305mm]



40 Series (metric)								
Slot Size 8		Core Hole Ø 6.8 mm				Drop Lock T-Slot Drop Lock feature improves connection strength and vibration resistance		
Part Number	Part Image	Price per cm	Profile Size	Weight Class	Weight lbs/ft [kg/m]	Moment of Inertia Lx	Moment of Inertia Ly	Drawing Link
40-4040C		\$0.30	40 x 40mm	Standard	1.624 [2.417]	0.324 in ⁴ [13.478 cm ⁴]	0.324 in ⁴ [13.478 cm ⁴]	PDF
40-4040B		\$0.40						PDF
40-4040CL		\$0.24		Light	1.170 [1.741]	0.219 in ⁴ [9.110 cm ⁴]	0.219 in ⁴ [9.110 cm ⁴]	PDF
40-4040BL		\$0.31						PDF

Extruded T-slotted rails have a thru Core Hole feature that can be used to attach various components to the end of the profile using:

- Self-tapping / thread-forming screws (no tapping needed)
- A tap to thread the core hole for a threaded fastener



Please Note: Prices on aluminum are closely tied to the market price. This allows us to offer the best savings possible if conditions are favorable; however, it also means that our prices may increase if market conditions warrant.



Aluminum T-Slotted Rail


40 Series Metric T-Slotted Aluminum Rail

SureFrame™ T-slotted aluminum rails are extruded exclusively for AutomationDirect, with features, quality, and performance you expect. SureFrame T-slotted rails are compatible with other popular brands.

- Cut to length in 0.01 cm increments
- Minimum cut length: 15.24 cm
- Maximum cut length: 228.0 cm
- Cut accuracy: +/- 0.015 cm [0.15mm]
- Corrosion and UV resistant



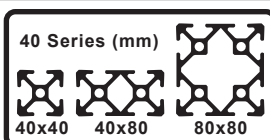
Properties	
Material	Aluminum 6063-T6
Finish	Clear or Black Anodize
Hardness	Webster Model B 11-12
Straightness	0.0125 inch/ft [1.042 mm/m]
Twist	0.25°/ft [0.25°/305mm]



40 Series (metric) - Continued



Core Hole Ø 6.8 mm



T-Slot Drop Lock feature improves connection strength and vibration resistance

Part Number	Part Image	Price per cm	Profile Size	Weight Class	Weight lbs/ft [kg/m]	Moment of Inertia Lx	Moment of Inertia Ly	Drawing Link
40-4080C		\$0.54	40 x 80mm	Standard	2.925 [4.353]	.0621 in ⁴ [25.834cm ⁴]	2.848 in ⁴ [118.477 cm ⁴]	PDF
40-4080B		\$0.69						PDF
40-4080CL		\$0.47		Light	2.482 [3.694]	0.495 in ⁴ [20.592 cm ⁴]	1.761 in ⁴ [73.258 cm ⁴]	PDF
40-4080BL		\$0.59						PDF
40-8080C		\$0.78	80 x 80mm	Standard	4.281 [6.371]	4.075 in ⁴ [169.520 cm ⁴]	4.075 in ⁴ [169.520 cm ⁴]	PDF
40-8080B		\$0.95						PDF

Extruded T-slotted rails have a thru Core Hole feature that can be used to attach various components to the end of the profile using:

- Self-tapping / thread-forming screws (no tapping needed)
- A tap to thread the core hole for a threaded fastener



Core Hole 2 Places 4 Places

Please Note: Prices on aluminum are closely tied to the market price. This allows us to offer the best savings possible if conditions are favorable; however, it also means that our prices may increase if market conditions warrant.



Aluminum T-Slotted Rail

Deflection Calculations

Using the calculations below, find your approximate deflection* for a specific extrusion.
See table below for variations.

As always when calculating, use diligence and work only in either imperial or metric units at one time.

"E" = Modulus of Elasticity

"F" = Force

"I" = Moment of Inertia

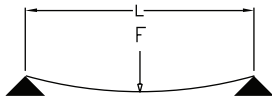
"L" = Length

"W" = Weight

**for reference only*

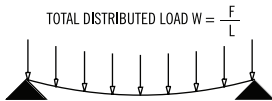
Supported Loads

CONCENTRATED LOAD AT CENTER (simply supported)



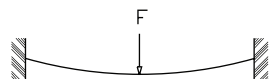
$$\text{MAX DEFLECTION} = \frac{FL^3}{48 EI}$$

UNIFORMLY DISTRIBUTED LOAD (simply supported)



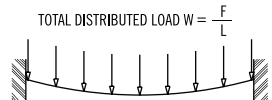
$$\text{MAX DEFLECTION} = \frac{5}{84} \frac{WL^4}{EI}$$

CONCENTRATED LOAD AT CENTER (between fixed supports)



$$\text{MAX DEFLECTION} = \frac{FL^3}{192 EI}$$

UNIFORMLY DISTRIBUTED LOAD (between fixed supports)



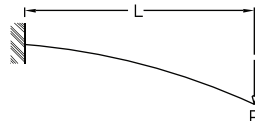
$$\text{MAX DEFLECTION} = \frac{WL^4}{384 EI}$$

Aluminum 6063-T6 Properties

Yield Strength	29,007 psi [200 MPa]
Tensile Strength	33,359 psi [230 MPa]
Modulus of Elasticity	10,000,000 psi [68.9 GPa]

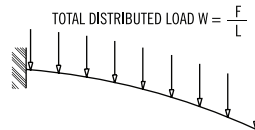
Cantilever Loads

CONCENTRATED LOAD AT CENTER (simply supported)



$$\text{MAX DEFLECTION} = \frac{FL^3}{3 EI}$$

UNIFORMLY DISTRIBUTED LOAD (simply supported)


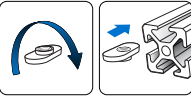











$$\text{MAX DEFLECTION} = \frac{WL^4}{8 EI}$$








FATH® T-Slotted Rail Accessories

T-Slot Nuts

- Designed to fit into the T-slot cavity of extruded aluminum rails.
- Hammer nuts provide safe electrostatic discharging (ESD) connection.
- No machining required.
- Material: zinc plated steel

T-Slot Nuts Selection					
Part Image	Nut Type	Installation	Holds Position Without Screw	ESD Connection	
	Double Economy T-Nut			No	
	Economy T-Nut				
	Hammer Nut		No	Yes	
	Slide-In Nut			No	
	Roll-In Nut with Leaf Spring		Yes		
	Roll-In Nut with Spring Loaded Ball				



40 Series T-Slot Nuts						
<div><div><div>Fits</div><div>Slot Size</div><div>8</div></div><div><div>40 Series (mm)</div><div><div></div><div></div><div></div></div><div>40x40 40x80 80x80</div></div></div>						
Part Number	Part Image	Price	Nut Type	Thread Size	Pack Quantity	Drawing Link
161126		\$8.25	Hammer Nut	10-32 UNF	10	PDF
162996		\$17.50	Roll-In Nut			PDF
162903		\$9.50	Slide-In Nut			PDF
151097		\$9.50	Hammer Nut	1/4-20 UNC		PDF
151098		\$20.00	Roll-In Nut			PDF
162997		\$17.50				PDF






FATH® T-Slotted Rail Accessories

T-Slot Nuts - Continued

40 Series T-Slot Nuts - Continued						
<div>Fits</div>		<div>Slot Size</div> <div>8</div>	<div>40 Series (mm)</div> <div><div>40x40</div><div>40x80</div><div>80x80</div></div>			
Part Number	Part Image	Price	Nut Type	Thread Size	Pack Quantity	Drawing Link
162904		\$9.50	Slide-In Nut	1/4-20 UNC	10	PDF
151099		\$20.00	Roll-In Nut	5/16-18 UNC		PDF
162998		\$17.50				PDF
161129		\$8.00	Hammer Nut	M4-0.7		PDF
162999		\$17.50	Roll-In Nut			PDF
161130		\$8.00	Hammer Nut	M5-0.8		PDF
161120		\$16.75	Roll-In Nut			PDF
163000		\$17.50				PDF
151214		\$9.00	Hammer Nut	M6-1.0		PDF
162884		\$9.75	Slide-In Nut			PDF
151215		\$19.00	Roll-In Nut			PDF
163001		\$17.50				PDF

FATH® T-Slotted Rail Accessories

T-Slot Nuts - Continued





40 Series T-Slot Nuts - Continued						
<div><div><div>Fits</div><div>Slot Size</div><div>8</div></div><div><div>40 Series (mm)</div><div><div>40x40</div><div>40x80</div><div>80x80</div></div></div></div>						
Part Number	Part Image	Price	Nut Type	Thread Size	Pack Quantity	Drawing Link
151213		\$6.00	Economy T-Nut	M8-1.25	10	PDF
148802		\$5.50	Double Economy T-Nut		4	PDF
162885		\$9.75	Slide-In Nut		10	PDF
151216		\$19.00	Roll-In Nut			PDF
163002		\$17.50				PDF

FATH® T-Slotted Rail Accessories

Fasteners

- Choose from 4 Head types in numerous lengths
- Hex socket head
- Select desired T-Slot nut style with corresponding thread size.
- Material: Black zinc plated or bright zinc plated steel, prevents corrosion better than typical black oxide coatings



40 Series Fasteners									
<div>Fits</div> <div>Slot Size</div> <div>8</div>		<div>40 Series (mm)</div> <div>40x4040x8080x80</div>							
Part Number	Part Image	Price	Thread X Length	Head Type	Color	Pack Quantity	Drawing Link		
162994		\$8.00	8-32 UNF x 3/8in	Button head socket cap screw	Flat black	10	PDF		
161073		\$7.75	8-32 UNF x 1/2in	Flat head socket cap screw			PDF		
162993		\$7.50	10-32 UNF x 3/8in	Button head socket cap screw			PDF		
162995		\$7.75	10-32 UNF x 1/2in	Socket head cap screw			PDF		
161046		\$4.75		Button head socket cap screw			PDF		
161047		\$5.00	10-32 UNF x 5/8in				PDF		
161048		\$5.75	10-32 UNF x 3/4in				PDF		
161074		\$6.25	1/4-20 UNC x 1/2in	Flat head socket cap screw			Gloss black	PDF	
151040		\$4.25		Button head socket cap screw				PDF	
151041		\$5.25		Flanged button head socket cap screw			PDF		
161049		\$4.75	1/4-20 UNC x 9/16in	Button head socket cap screw	Flat black	PDF			
161075		\$6.25	1/4-20 UNC x 5/8in	Flat head socket cap screw		PDF			
161050		\$4.75		Button head socket cap screw		PDF			
161087		\$4.00		Socket head cap screw		PDF			

FATH® T-Slotted Rail Accessories

Fasteners - Continued

40 Series Fasteners - Continued							
<div>Fits</div>		<div>Slot Size</div> <div>8</div>	<div><div>40 Series (mm)</div><div><div></div><div></div><div></div></div><div><div>40x40</div><div>40x80</div><div>80x80</div></div></div>				
Part Number	Part Image	Price	Thread X Length	Head Type	Color	Pack Quantity	Drawing Link
161051		\$4.75	1/4-20 UNC x 3/4in	Button head socket cap screw	Flat black	10	PDF
161052		\$5.25	1/4-20 UNC x 1in				PDF
151100		\$5.25	5/16-18 UNC x 5/8in				PDF
151101		\$6.00	5/16-18 UNC x 11/16in	Flanged button head socket cap screw	Gloss black		PDF
161053		\$6.00	5/16-18 UNC x 1/2in	Button head socket cap screw	Flat black		PDF
161054		\$6.50	5/16-18 UNC x 3/4in				PDF
161055		\$7.50	5/16-18 UNC x 1in				PDF
161088		\$2.25	M4-0.7 x 8mm	Socket head cap screw	Bright zinc		PDF
161089		\$2.50	M4-0.7 x 10mm				PDF
161056		\$1.00		Button head socket cap screw			PDF
161076		\$1.50	M4-0.7 x 12mm	Flat head socket cap screw			PDF
161057		\$1.25	M5-0.8 x 10mm	Button head socket cap screw			PDF
161090		\$2.50		Socket head cap screw			PDF
161077		\$1.75	M5-0.8 x 12mm	Flat head socket cap screw			PDF
161091		\$2.75		Socket head cap screw			PDF



FATH® T-Slotted Rail Accessories

Fasteners - Continued

40 Series Fasteners - Continued							
		Fits 					
Part Number	Part Image	Price	Thread X Length	Head Type	Color	Pack Quantity	Drawing Link
<u>161058</u>		\$1.75	M5-0.8 x 12mm	Button head socket cap screw	Bright zinc	10	<u>PDF</u>
<u>161092</u>		\$2.75	M6-1.0 x 10mm	Socket head cap screw			<u>PDF</u>
<u>161078</u>		\$2.25	M6-1.0 x 12mm	Flat head socket cap screw			<u>PDF</u>
<u>161059</u>		\$2.00		Button head socket cap screw			<u>PDF</u>
<u>161093</u>		\$2.75		Socket head cap screw			<u>PDF</u>
<u>161079</u>		\$2.50	M6-1.0 x 14mm	Flat head socket cap screw			<u>PDF</u>
<u>161060</u>		\$2.25		Button head socket cap screw			<u>PDF</u>
<u>161094</u>		\$3.00		Socket head cap screw			<u>PDF</u>
<u>161080</u>		\$2.50	M6-1.0 x 16mm	Flat head socket cap screw			<u>PDF</u>
<u>161061</u>		\$2.50		Button head socket cap screw			<u>PDF</u>
<u>161095</u>		\$3.00		Socket head cap screw			<u>PDF</u>
<u>161062</u>		\$3.00	M6-1.0 x 18mm	Button head socket cap screw			<u>PDF</u>
<u>161096</u>		\$3.25		Socket head cap screw			<u>PDF</u>
<u>161081</u>		\$2.75	M6-1.0 x 20mm	Flat head socket cap screw			<u>PDF</u>
<u>161063</u>		\$3.00		Button head socket cap screw			<u>PDF</u>











FATH® T-Slotted Rail Accessories







Fasteners - Continued

40 Series Fasteners - Continued								
<div>Fits</div>		<div>Slot Size</div> <div>8</div>	<div>40 Series (mm)</div> <div><div>40x40</div><div>40x80</div><div>80x80</div></div>					
Part Number	Part Image	Price	Thread X Length	Head Type	Color	Pack Quantity	Drawing Link	
161097		\$3.25	M6-1.0 x 20mm	Socket head cap screw	Bright zinc	10	PDF	
161064		\$3.25	M6-1.0 x 25mm	Button head socket cap screw			PDF	
161082		\$4.75	M8-1.25 x 12mm	Flat head socket cap screw			PDF	
161065		\$4.25		Button head socket cap screw			PDF	
161098		\$4.75		Socket head cap screw			PDF	
161066		\$4.50	M8-1.25 x 14mm	Button head socket cap screw			PDF	
161083		\$5.00		Flat head socket cap screw			PDF	
161099		\$5.00		Socket head cap screw			PDF	
161084		\$5.50	M8-1.25 x 16mm	Flat head socket cap screw			Gloss black	PDF
161100		\$5.50		Socket head cap screw				PDF
161067		\$4.75		Button head socket cap screw	PDF			
151183		\$4.75			PDF			
151184		\$5.50		Flanged button head socket cap screw	PDF			
161085		\$5.50	M8-1.25 x 18mm	Flat head socket cap screw	Bright zinc		PDF	
161068		\$5.25		Button head socket cap screw			PDF	


FATH® T-Slotted Rail Accessories

Fasteners - Continued

40 Series Fasteners - Continued							
<div>Fits</div>		<div>Slot Size</div> <div>8</div>	<div>40 Series (mm)</div> <div><div></div><div></div><div></div></div> <div><div>40x40</div><div>40x80</div><div>80x80</div></div>				
Part Number	Part Image	Price	Thread X Length	Head Type	Color	Pack Quantity	Drawing Link
<u>161101</u>		\$5.50	M8-1.25 x 18mm	Socket head cap screw	Bright zinc	10	<u>PDF</u>
<u>151241</u>		\$4.50	M8-1.25 x 20mm	Button head socket cap screw			<u>PDF</u>
<u>161102</u>		\$5.75	M8-1.25 x 20mm	Socket head cap screw			<u>PDF</u>
<u>161086</u>		\$7.00	M8-1.25 x 25mm	Flat head socket cap screw			<u>PDF</u>
<u>161069</u>		\$5.25		Button head socket cap screw			<u>PDF</u>
<u>161070</u>		\$8.00	M8-1.25 x 40mm			<u>PDF</u>	
<u>118287</u>		\$2.50	M8-1.25 x 25mm	Hammer head screw and flange nut		1	<u>PDF</u>

40 Series Self Forming / Tapping Screws							
Fits		40 Series Core Hole	<div>40 Series (mm)</div> <div>    </div> <div>40x40 40x80 80x80</div>				
						Works with Aluminum with hole diameter 0.256" - 0.276" [6.6 - 7.0 mm]	
Part Number	Part Image	Price	Thread X Length	Head Type	Color	Pack Quantity	Drawing Link
<u>161105</u>		\$17.00	7 x 25mm	Self-Tapping Screw Button head socket cap	Bright zinc	10	<u>PDF</u>
<u>161106</u>		\$9.25		Self-Tapping Screw Flanged button head socket cap T-40 Torx			<u>PDF</u>
<u>161107</u>		\$17.00	7 x 40mm	Self-Tapping Screw Button head socket cap			<u>PDF</u>

Self Forming / Tapping Screw Installation



FATH® T-Slotted Rail Accessories

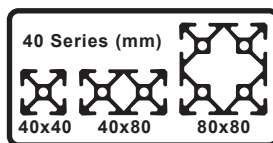
Connecting Components









- Connects two or three T-slot rails together
- Recommended ADC Fastener based on part feature, slot Depth and core hole
- Material: varies by part



40 Series Connecting Components

Fits  Slot Size
8



Part Number	Part Image	Price	Description	Fits Profile	Material	Recommended Screw Fastener (ADC Part Number)		Pack Quantity	Drawing Link	
						Core Hole Attachment 1	*T-Slot Attachment 2			
148958		\$10.00	2d Cube Connector	40 x 40mm	Die-cast aluminum	161105	161085	1	PDF	
166369		\$12.00							PDF	
148959		\$11.50	3d Cube Connector				n/a		PDF	
166370		\$13.00							PDF	
151217		\$13.50	Angle Connector	40 x 80mm			161067		PDF	
166371		\$16.00							PDF	
151218		\$13.50							161068	PDF
166372		\$16.50								PDF

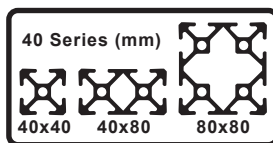
*T-Slot Nut **3** also required.












FATH® T-Slotted Rail Accessories

Connecting Components - Continued

40 Series Connecting Components - Continued

Fits  Slot Size
8

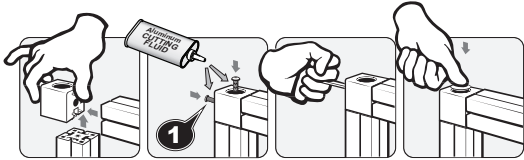
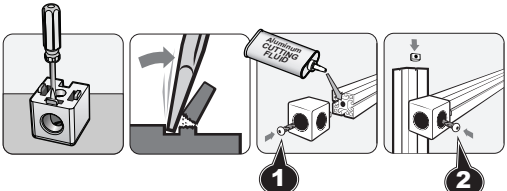

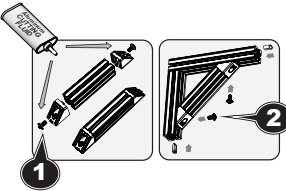
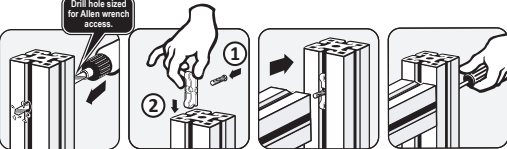
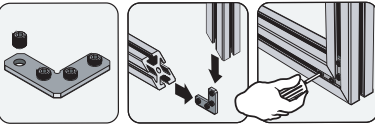
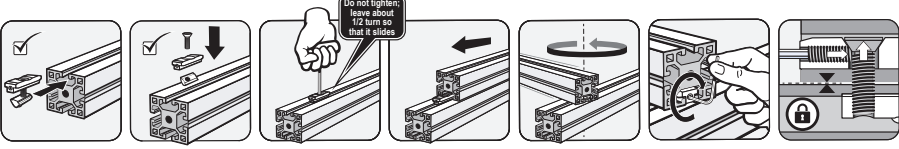
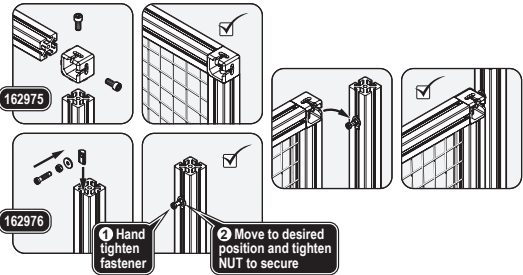


Part Number	Part Image	Price	Description	Fits Profile	Material	Recommended Screw Fastener (ADC Part Number)		Pack Quantity	Drawing Link
						Core Hole Attachment 1	*T-Slot Attachment 2		
151102		\$23.50	Duo Connector	All 40 Series	Steel	n/a	n/a	10	PDF
151103		\$96.00	T-Matic Connector		Zinc plated steel				PDF
151104		\$59.00	Automatic Connector		Steel				PDF
151105		\$9.50	Automatic Butt Connector					PDF	
151106		\$8.50	Milling Connector		Zinc plated steel			PDF	
151109		\$15.50	Connecting Strip					PDF	
162891		\$13.00	Direct Connector		Steel			Fasteners included	1
162961		\$11.50	Miter Connector		Steel	n/a	M8-1.25 x 8mm set screw (4) included	PDF	
162975		\$21.00	Clamp Profile Connector works with 162976		Die-cast zinc	161105 (2) included with kit	n/a	PDF	
162976		\$5.50	Mounting Element works with 162975		Steel	n/a	Fasteners included	PDF	
163009		\$13.25	Screw Connector		Zinc plated steel	Designer's choice	n/a	10	

*T-Slot Nut also required.

FATH® T-Slotted Rail Accessories

Connecting Components - Continued

Connecting Components Installation	
Core Hole Installation	T-Slot Installation
2D Cube Connector 	
3D Cube Connector 	n/a
Angle Connector 	
Screw Connector 	
Miter Connector 	
Direct Connector 	
Clamp Profile Connector 	

FATH® T-Slotted Rail Accessories

Connecting Components - Continued

Connecting Components Installation	
T-Slot Installation	
Duo Connector	
T-matic Connector	
Automatic Connector	
Automatic Butt Connector	
Milling Connector	
Connecting Strip	

FATH® T-Slotted Rail Accessories

Joining Plates

- Connects two or more T-slot rails together.
- Recommended ADC Fastener based on part feature and slot depth.
- Material: Anodized aluminum















40 Series Joining Plates								
Fits		Slot Size 8	<div>40 Series (mm)</div> <div><div></div>40x40</div> <div><div></div>40x80</div> <div><div></div>80x80</div>					
Part Number	Part Image	Price	Description	Recommended Screw Fastener *T-Slot Attachment (ADC Part Number)	Pack Quantity	Drawing Link		
148850		\$5.75	Straight Flat Plate	151183 or 151184	1	PDF		
166373		\$7.00				PDF		
162986		\$8.00				PDF		
166374		\$11.00				PDF		
148856		\$12.00				PDF		
166375		\$14.00				PDF		
148853		\$11.50	Square Flat Plate					PDF
166376		\$14.00						PDF
148858		\$12.00	Rectangular Flat Plate					PDF
166377		\$15.00						PDF
151219		\$14.50	Flat Plate					PDF
166378		\$17.00						PDF
*T-Slot Nut also required.								

FATH® T-Slotted Rail Accessories

Brackets
















- Connects two T-slot rails together at a 90° angle
- Recommended ADC Fastener based on part feature and slot depth
- Material: varies by part



40 Series Brackets											
Fits		Slot Size 8	<div>40 Series (mm)</div> <div><div>40x40</div><div>40x80</div><div>80x80</div></div>								
Part Number	Part Image	Price	Description	Recommended Screw Fastener (ADC Part Number)		Pack Quantity	Material	Drawing Link			
				Core Hole Attachment 1	*T-Slot Attachment 2						
151125		\$7.75	Angle Bracket	n/a	151241	1	Die-cast aluminum	PDF			
166322		\$9.00			PDF						
151126		\$11.50			161068		Die-cast zinc	PDF			
166323		\$13.00						PDF			
151222		\$4.25	Inside Corner Bracket		n/a		151183 or 151184	1	Anodized aluminum	PDF	
166381		\$5.00								PDF	
151223		\$6.25	Wide Inside Corner Bracket							PDF	
166382		\$7.00								PDF	
151224		\$6.25	Tall Inside Corner Bracket							PDF	
166383		\$7.00								PDF	
151225		\$11.50	Inside Corner Bracket							PDF	
166384		\$14.00								PDF	
*T-Slot Nut also required.											

FATH® T-Slotted Rail Accessories

Brackets - Continued

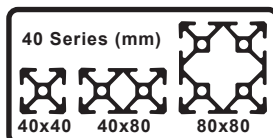
40 Series Brackets - Cont'd								
Fits		Slot Size 8	<div>40 Series (mm)</div> <div><div></div><div></div><div></div></div> <div>40x40 40x80 80x80</div>					
Part Number	Part Image	Price	Description	Recommended Screw Fastener (ADC Part Number)		Pack Quantity	Material	Drawing Link
				Core Hole Attachment 1	*T-Slot Attachment 2			
151226		\$3.75	Gusseted Inside Corner Bracket	n/a	151183 or 151184	1		PDF
166385		\$4.00						PDF
151227		\$9.00	Tall Gusseted Inside Corner Bracket					PDF
166386		\$11.00						PDF
148911		\$6.75	Wide Gusseted Inside Corner Bracket					PDF
166387		\$8.00						PDF
151228		\$14.50	Gusseted Inside Corner Bracket					PDF
166388		\$17.00						PDF
151229		\$29.50	Pivot Joint	161105	161066		Die-cast zinc	PDF
166389		\$36.00						PDF
151230		\$39.50	Pivot Joint With Locking Handle					PDF
166390		\$47.00						PDF
*T-Slot Nut also required.								



FATH® T-Slotted Rail Accessories

Brackets - Continued

40 Series Brackets - Continued

Fits  Slot Size 8



Part Number	Part Image	Price	Description	Recommended Screw Fastener (ADC Part Number)		Pack Quantity	Material	Drawing Link
				Core Hole Attachment 1	*T-Slot Attachment 2			
163015		\$31.25	1-Slot Pivot Joint	161105	161068	1	Die-cast zinc/die-cast aluminum/ nylon	PDF
163018		\$41.00	2-Slot Pivot Joint					PDF

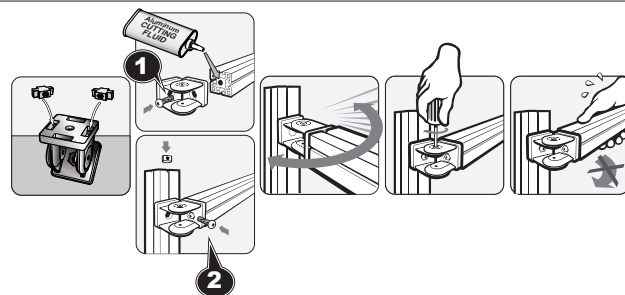
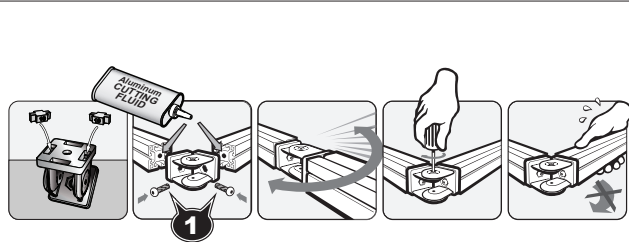
*T-Slot Nut also required.

Brackets Installation

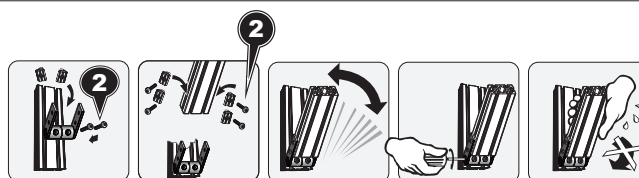
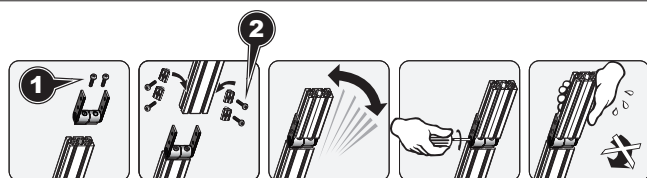
Core Hole Installation

T-Slot Installation

Pivot Joint*



Pivot Joint


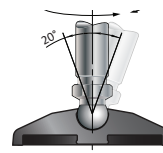


*For 45 series installation, the 10mm embossed key should face toward the aluminum extrusion upon assembly.

FATH® T-Slotted Rail Accessories

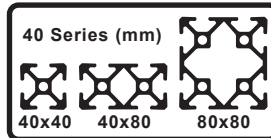
Bases

- Recommended ADC Fastener based on part features and extrusion core hole
- Material: varies by part



40 Series Bases

Fits Slot Size 8



Part Number	Part Image	Price	Diameter	Description	Fits	Load Rating kg [lb]	Recommended Screw Fastener (ADC Part Number)		Pack Quantity	Material	Drawing Link
							Core Hole Attachment ①	*T-Slot Attachment ②			
151232		\$16.50	n/a	M12-1.75 Transport/Base Plate	40 x 80mm	n/a	161105 (2) included with kit	n/a	1	Die-cast zinc	PDF
151233		\$23.00			80 x 80mm		161105 (4) included with kit				PDF
162948		\$20.00		M16-2.0 Transport/Base Plate	40 x 80mm		161105 (2) included with kit				PDF
162949		\$25.00			80 x 80mm		161105 (4) included with kit				PDF
162950		\$25.00		M20-2.5 Transport/Base Plate	80 x 80mm		161105 (4) included with kit				PDF
151231		\$4.50		M12-1.75 x 66mm Swivel Foot Threaded Rod with 15mm ball	Transport/Base Plate 151232 or 151233	770 [1698]**	n/a	n/a	1	Zinc plated steel	PDF
162938		\$6.50		M16-2.0 x 100mm Swivel Foot Threaded Rod with 15mm ball	Transport/Base Plate 162948 or 162949	1450 [3197]					PDF
162939		\$11.00		M20-2.5 x 150mm Swivel Foot Threaded Rod with 15mm ball	Transport/Base Plate 162950	2430 [5357]					PDF
151068		\$4.00	1.57 in [39.0 mm]	Swivel Base With Anti-Slip Plate	Any 15mm ball Threaded Rod	900 [1984]				Nylon	PDF
151071		\$9.50				3000 [6614]				Die-cast zinc	PDF

*T-Slot Nut also required.

**Based on installation with Transport / Base Plate

Load rating of a swivel foot assembly is based on the part with the lowest load rating, typically the threaded rod.

Example:









Threaded rod load rating = 210kg [463lb]

Swivel base load rating = 3000kg [6614lb]

Swivel foot assembly load rating = 210kg [463lb]







FATH® T-Slotted Rail Accessories

Bases - Continued

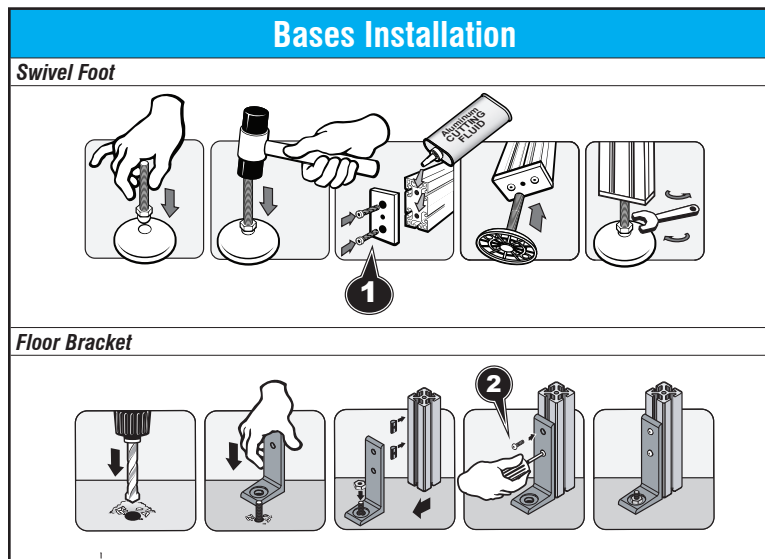
40 Series Bases - Continued											
		Fits		Slot Size 8		<div>40 Series (mm)</div> <div><div>40x40</div><div>40x80</div><div>80x80</div></div>					
Part Number	Part Image	Price	Diameter	Description	Fits	Load Rating kg [lb]	Recommended Screw Fastener (ADC Part Number)		Pack Quantity	Material	Drawing Link
							Core Hole Attachment 1	*T-Slot Attachment 2			
151069		\$6.00	3.11 in [79.0 mm]	Swivel Base With Anti-Slip Plate	Any 15mm ball Threaded Rod	900 [1984]	n/a	n/a	1	Nylon	PDF
151070		\$6.00				PDF					
151255		\$10.00	3.90 in [99.0 mm]			900 [1984]					PDF
151256		\$10.00				PDF					
151257		\$24.00				3500 [7716]				Die-cast zinc	PDF
151258		\$24.00									PDF
162933		\$12.50	See 2D drawing	Extended Swivel Base	Any 15mm ball Threaded Rod	1000 [2204]	n/a	n/a	1	Nylon	PDF
162934		\$27.00				3000 [6613]				Die-cast zinc	PDF
<div>*T-Slot Nut also required.</div> <div>Load rating of a swivel foot assembly is based on the part with the lowest load rating, typically the threaded rod.</div> <div>Example:</div> <div>Threaded rod load rating = 210kg [463lb]</div> <div>Swivel base load rating = 3000kg [6614lb]</div> <div>Swivel foot assembly load rating = 210kg [463lb]</div>											

FATH® T-Slotted Rail Accessories

Bases - Continued

40 Series Bases - Continued											
Part Number	Part Image	Price	Diameter	Description	Fits	Load Rating kg [lb]	Recommended Screw Fastener (ADC Part Number)		Pack Quantity	Material	Drawing Link
							Core Hole Attachment 1	*T-Slot Attachment 2			
162889		\$24.50	n/a	Foot Console	40 x 40mm, 40 x 80mm	n/a	n/a	161068	1	Die-cast aluminum	PDF
166391		\$33.00									PDF
162890		\$25.50									PDF
166392		\$35.00									PDF
162960		\$47.00		Support Bracket	40 x 80mm, 80 x 80mm			M8-1.25 x 30mm (not sold by ADC)			PDF
162958		\$11.50		Floor Bracket	All 40 Series			161068		Anodized aluminum	PDF











*T-Slot Nut also required.



FATH® T-Slotted Rail Accessories

Casters

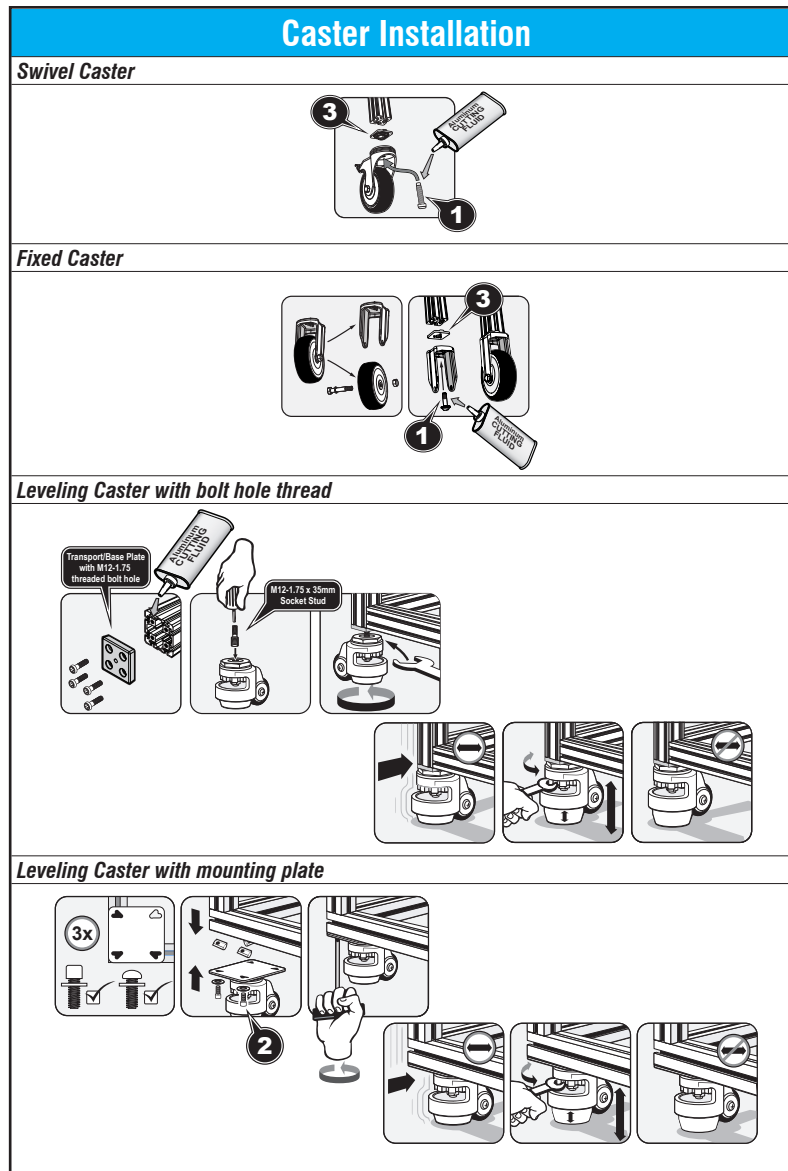
- Recommended ADC Fastener based on part feature and core hole
- Material: varies by part

40 Series Casters										
Fits		Slot Size 8		40 Series (mm) <div>40x40 40x80 80x80</div>						
Part Number	Part Image	Price	Description	Requires	Load Rating kg [lb]	Recommended Screw Fastener (ADC Part Number)		Pack Quantity	Material	Drawing Link
						Core Hole Attachment 1	*T-Slot Attachment 2			
151134		\$47.00	Swivel Caster (requires Swivel Caster Adapter Plate 151136)	n/a	122 [269]	161107	n/a	1	Thermoplastic polyurethane/ nylon/steel	PDF
151135		\$40.50	Fixed Caster (requires Fixed Fixed Caster Adapter Plate 161040)			161106				PDF
151136		\$4.50	3 Swivel Caster Adapter Plate	Requires Swivel Caster 151134	n/a	n/a			Steel	PDF
161040		\$3.50	3 Fixed Fixed Caster Adapter Plate	Requires Fixed Caster 151135			Die-cast zinc		PDF	
151137		\$62.00	Swivel Caster	n/a	122 [269]		n/a	161053	Thermoplastic polyurethane/ nylon/steel	PDF
151138		\$49.00	Fixed Caster					PDF		
163010		\$40.00	Leveling Caster	Transport / Base Plate with M12-1.75 threaded hole	250 [551]	n/a		161060	Die-cast aluminum/ steel/nylon/ rubber	PDF
163011		\$52.00			500 [1102]					PDF
163012		\$41.00		n/a	250 [551]	PDF				
163013		\$56.00			500 [1102]	PDF				
*T-Slot Nut also required										

*T-Slot Nut also required

FATH® T-Slotted Rail Accessories

Casters - Continued













FATH® T-Slotted Rail Accessories

Hinges

- Recommended ADC Fastener based on part feature and slot depth
- Material: varies by part



40 Series Hinges							
Fits		Slot Size 8	<div>40 Series (mm)</div> <div>  </div> <div>40x40 40x80 80x80</div>				
Part Number	Part Image	Price	Description	Recommended Screw Fastener *T-Slot Attachment (ADC Part Number)	Pack Quantity	Material	Drawing Link
151139		\$7.25	Left-Hand Detachable Combination Hinge	161080	1	Fiberglass reinforced plastic	PDF
151140		\$7.25	Right-Hand Detachable Combination Hinge				PDF
151141		\$7.25	Non-Detachable Combination Hinge				PDF
151142		\$12.50	Non-Detachable Combination Hinge With Locking Lever				PDF
151143		\$18.00	Left-Hand Detachable Combination Hinge			Die-cast aluminum	PDF
151144		\$18.00	Right-Hand Detachable Combination Hinge				PDF
151145		\$18.00	Non-Detachable Combination Hinge				PDF
*T-Slot Nut also required							

FATH® T-Slotted Rail Accessories

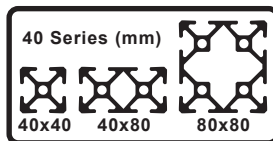
Panel and Door Elements













- Recommended ADC Fastener based on part feature and slot depth
- Material: varies by part



40 Series Panel and Door Elements

Fits  Slot Size 8



Part Number	Part Image	Price	Description	Recommended Screw Fastener (ADC Part Number)		Pack Quantity	Material	Drawing Link	
				Core Hole Attachment 1	*T-Slot Attachment 2				
151146		\$6.00	Bridge Handle	n/a	161063	1	Fiberglass reinforced plastic	PDF	
151147		\$6.00			161067			PDF	
151148		\$6.25	Cover Cap 3		n/a			PDF	
151149		\$6.50	Comfort Handle		161068			PDF	
151150		\$2.25	Cover Cap 3		n/a			PDF	
151151		\$12.50	Comfort Handle		161054			PDF	
151152		\$3.00	Cover Cap 3		n/a			PDF	
151153		\$33.50	Machine Handle		161099			PDF	
151154		\$47.00	Compact Slam Latch	Fasteners included	161061	1	Die-cast aluminum	PDF	
151155		\$58.00	Compact Sliding Door Latch					PDF	
162971		\$33.00	Sliding Door Guide	Fasteners included	n/a		1	Die-cast aluminum/nylon	PDF
151156		\$37.00	Emergency Opener					n/a	161060

*T-Slot Nut also required

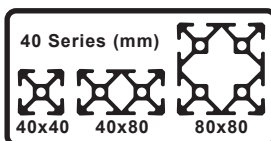
*T-Slot Nut also required

FATH® T-Slotted Rail Accessories

Panel and Door Elements - Continued

40 Series Panel and Door Elements - Continued

Fits







Part Number	Part Image	Price	Description	Recommended Screw Fastener (ADC Part Number)		Pack Quantity	Material	Drawing Link
				Core Hole Attachment 1	*T-Slot Attachment 2			
151157		\$7.25	Ball Catch	n/a	161063	1	Fiberglass reinforced plastic	PDF
151158		\$14.50	Double Ball Catch		161076		Brass	PDF
151159		\$23.00	Door Latch		161061		Die-cast zinc	PDF
162963		\$8.50	Magnetic Catch		161063		Nylon/steel	PDF
162913		\$5.00	Panel Holder		161068		Anodized aluminum	PDF
162918		\$6.00						PDF
162924		\$5.75	Panel Mount Block		Fasteners included	1	Lacquered aluminum	PDF
162925		\$5.75					Powder-coated aluminum	PDF
162928		\$525.00	Sealing Profile		n/a		Nitrile rubber	PDF
162977		\$8.50	Hanger		161059	1	Die-cast zinc	PDF
162978		\$3.00	Panel Uni-Block		n/a	10	Nylon	PDF
162979		\$3.00						PDF

*T-Slot Nut also required

*T-Slot Nut also required


FATH® T-Slotted Rail Accessories

Panel and Door Elements - Continued


40 Series Panel and Door Elements - Continued								
		Fits		Slot Size 8		40 Series (mm) 40x40 40x80 80x80		
Part Number	Part Image	Price	Description	Recommended Screw Fastener (ADC Part Number)		Pack Quantity	Material	Drawing Link
				Core Hole Attachment 1	*T-Slot Attachment 2			
151160		\$58.00	Sealing Strip		n/a	2	PVC/TPE	PDF
151163		\$25.00	Cover Profile			1	Nitrile rubber	PDF
151165		\$91.00				25	Polypropylene	PDF
151164		\$115.00	Cover And Reduction Profile			PDF		
*T-Slot Nut also required								

Panel and Door Elements Installation

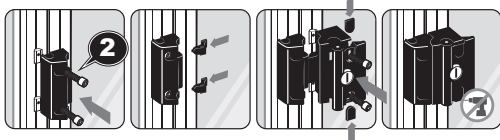
Bridge Handle and Cover Cap




Comfort Handle and Cover Cap



Slam Latch



Sliding Door Latch

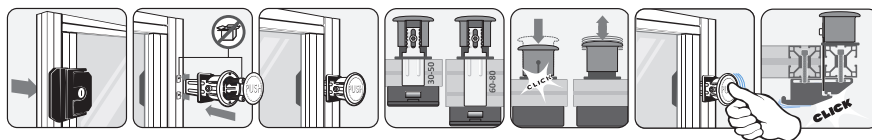


FATH® T-Slotted Rail Accessories


Panel and Door Elements - Continued

Panel and Door Elements Installation - Continued

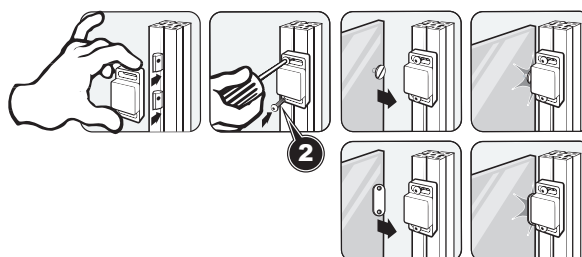
Emergency Opener



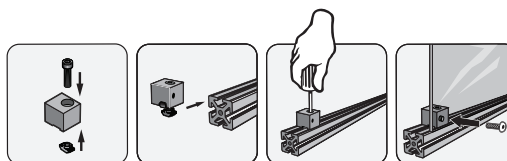
Ball Catch



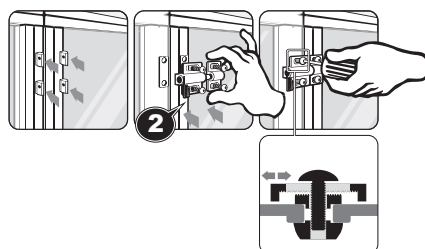
Magnetic Catch




Panel Mount Block




Door Latch



Cover and Reduction Profile


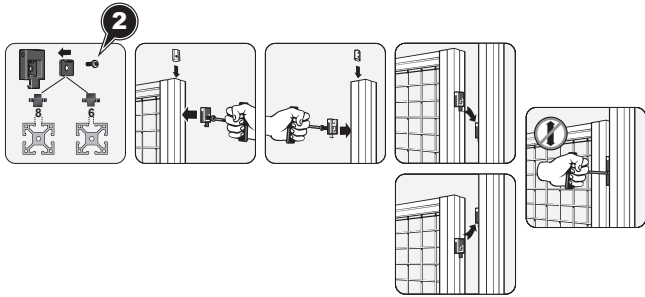
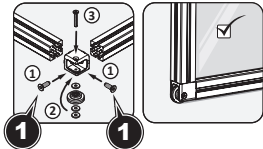


Sealing Profile



FATH[®] T-Slotted Rail Accessories

Panel and Door Elements - Continued

Panel and Door Elements Installation - Continued	
Panel Holder	
Hanger	
Sliding Door Guide	


FATH® T-Slotted Rail Accessories

Slides and Rollers

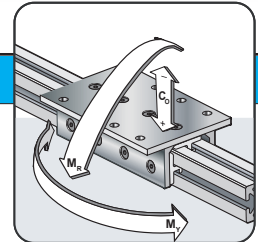

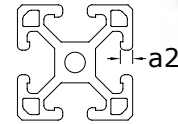
Linear Bearings

- No Shimming required!
- Verified fit with SureFrame 15 & 40 Series
- Static Load rating (Co) up to 4,000 N (900 lbf)
- Single and Double Flange Styles
- Available in Black or Silver
- Optional Brake Assemblies

Note: Not all Slot size 8 profiles are made the same, so it is important to confirm that the "a2" dimension of the profile is 3.0-4.5mm for adequate engagement and ultimate slide performance.



Adjust side screws
for optimum sliding
performance



40 Series Slides and Rollers

Fits Slot Size
8

40 Series (mm)



Part Number	Part Image	Price	Description	Fits	Pack Quantity	Load Ratings				Material	Drawing Link			
						Static (Co) N[lbf]	Reverse Static (-Co) N[lbf]	Roll Moment (Mr) N-m[lbf-ft]	Yaw Moment (My) N-m[lbf-ft]					
166393		\$63.00	3-slot, double flange, short linear bearing	40 x 40mm, 40 x 80mm	1	1000 [225]	500 [112]	40 [29]	150 [111]	Aluminum/ die-cast zinc/ polyoxymethylene (POM)	PDF			
166394		\$63.00									PDF			
166395		\$126.00	3-slot, double flange, long linear bearing			2000 [450]	1000 [225]	80 [59]	200 [147]		PDF			
166396		\$130.00									PDF			
166397		\$80.00	4-slot, double flange, short linear bearing	40 x 80mm, 80 x 80mm		4000 [889]	2000 [450]	100 [74]	200 [147]		50 [37]	150 [111]	PDF	
166398		\$84.00											PDF	
166399		\$157.00	4-slot, double flange, long linear bearing			40 x 80mm, 80 x 80mm	4000 [889]	2000 [450]	100 [74]		200 [147]	50 [37]	150 [111]	PDF
166400		\$168.00												PDF
166401		\$60.00	3-slot, single flange, short linear bearing	40 x 40mm, 80 x 80mm		1	1000 [225]	500 [112]	40 [29]		150 [111]	Aluminum/ die-cast zinc/ polyoxymethylene (POM)	PDF	
166402		\$63.00											PDF	
166403		\$120.00	3-slot, single flange, long linear bearing				2000 [450]	1000 [225]	80 [59]		200 [147]		PDF	
166404		\$126.00											PDF	

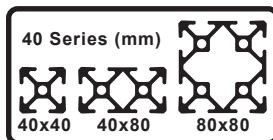
FATH® T-Slotted Rail Accessories

Slides and Rollers - Continued



40 Series Slides and Rollers - Cont'd


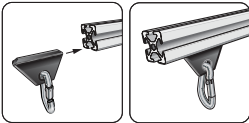


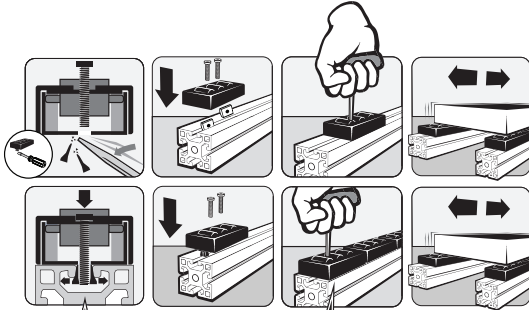
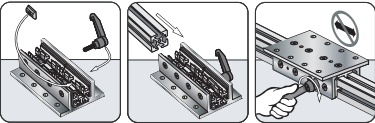
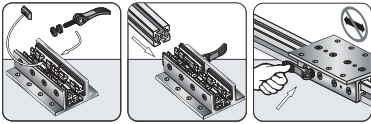
Fits Slot Size
8



Part Number	Part Image	Price	Description	Fits	Pack Quantity	Recommended Screw Fastener T-Slot Attachment	Material	Drawing Link		
166349		\$45.00	Cam Lever Brake	All 40 Series Linear Bearings	1	n/a	Plastic/steel	PDF		
166350		\$28.00	L-Handle Brake					PDF		
151168		\$18.00	Slider	n/a		Fasteners included	Rubber/plastic/steel	PDF		
151169		\$36.00	Slider With Clamp Lever					PDF		
148974		\$9.50	Roller					n/a	Nylon	PDF
151166		\$4.50	Slider							Glass-filled nylon
151089		\$4.50	Snap Hook	Slider 151166		Zinc plated steel	PDF			
163020		\$14.50	Roller Element With Guide	All 40 Series		Fasteners included	Thermoplastic polyurethane/nylon/steel	PDF		
163021		\$14.50	Roller Element Without Guide					PDF		


FATH® T-Slotted Rail Accessories

Slides and Rollers - Continued

Slides and Rollers Installation	
Roller	 <p>Bolt and nut not included and not available from AutomationDirect</p>
Slider and Snap Hook	
Slider	
Slider with Clamp Lever	
Roller Element	 <p>This mount is used when several are used end-to-end.</p> <p>The end units are mounted with T-nuts to keep all secured.</p>
L-Handle Brake	
Cam Lever Brake	

FATH® T-Slotted Rail Accessories

Monitor Mounts

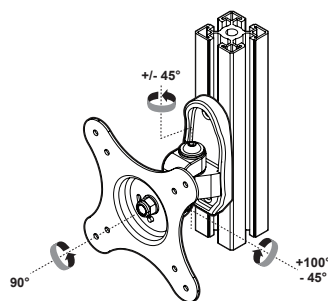


40 Series Monitor Mounts							
<ul style="list-style-type: none">Fits monitors with VESA mounting standardDurable steel constructionMounting hardware included for several mounting locations		<div>Fits</div> <div>Slot Size</div> <div>8</div>	<div>40 Series (mm)</div> <div><div>40x40</div><div>40x80</div><div>80x80</div></div>	<div>VESA Mounting Standard</div> <div>Ø 100 X 100mm</div> <div>Ø 75 X 75mm</div> <div>Ø 4x M4-0.7 Threaded Holes</div>			
Part Number	Part Image	Price	Description	Load Rating kg [lb]	Pack Quantity	Installation Instructions Link	Drawing Link
162893		\$42.00	Swivel Monitor Mount	15 [33.1]	1	PDF	PDF
162894		\$50.00				PDF	PDF
162895		\$58.00				PDF	PDF
162896		\$92.00	Monitor Mounting Joint			PDF	PDF
162897		\$92.00	Monitor Holder			PDF	PDF
162899		\$325.00	4-Axis Mounting Support	10 [22.0]		PDF	PDF
162900		\$394.00	5-Axis Mounting Support			PDF	PDF
162901		\$630.00	4-Axis Workstation	8 [17.6]		PDF	PDF

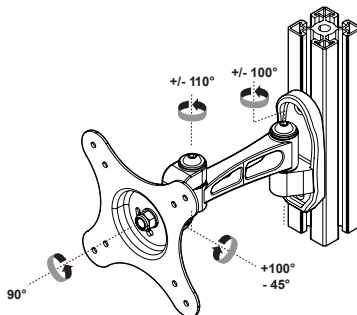
FATH® T-Slotted Rail Accessories

Monitor Mounts - Continued

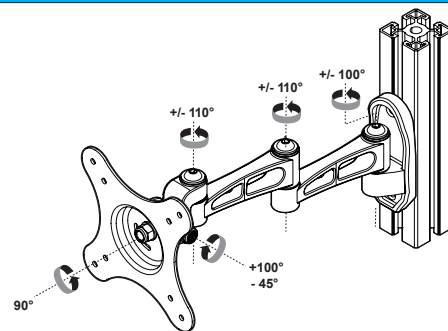
Monitor Mounts Adjustments



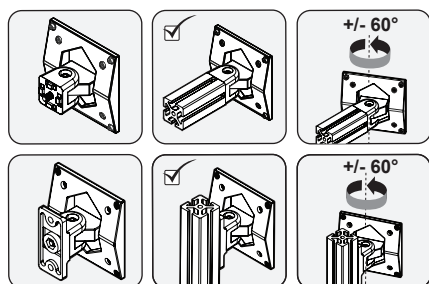
162893



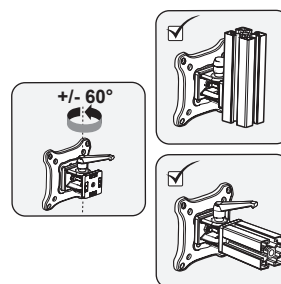
162894



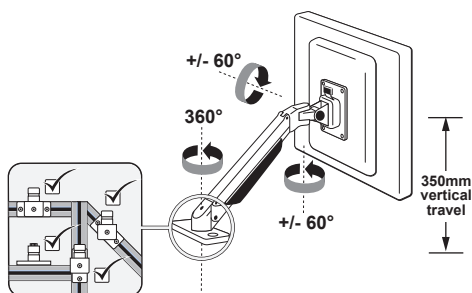
162895



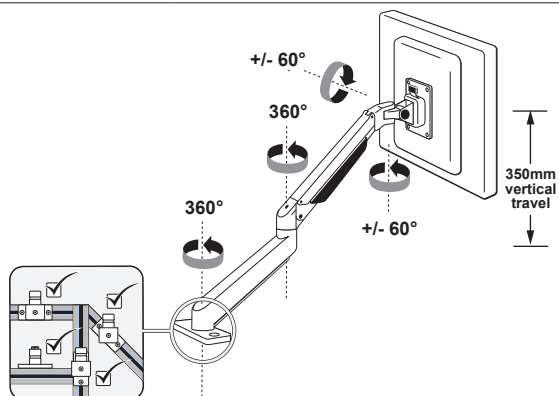
162896



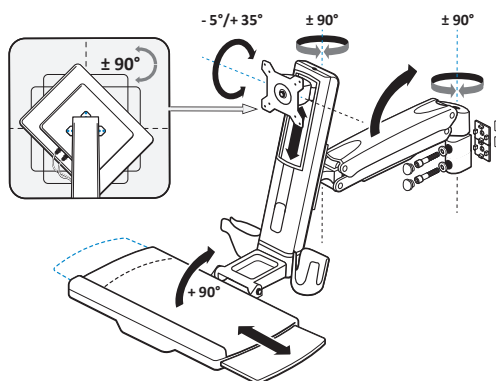
162897



162899



162900



162901

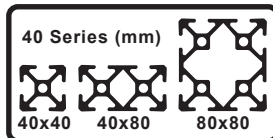
FATH® T-Slotted Rail Accessories






Workstation Components



40 Series Workstation Components

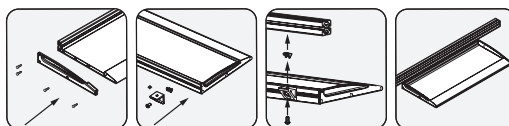
Fits Slot Size 8



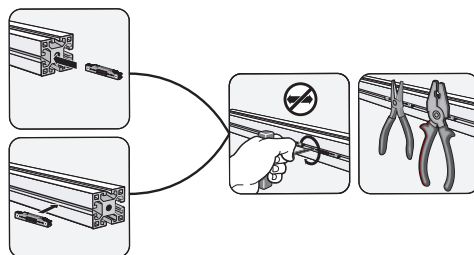
Part Number	Part Image	Price	Description	Load Rating kg [lb]	Pack Quantity	Material	Drawing Link
<u>162902</u>		\$185.00	Keyboard Holder (requires mounting solution, designer's choice)	n/a	1	Aluminum/nylon	<u>PDF</u>
<u>162906</u>		\$8.00	Magnetic Holder			Nylon/steel	<u>PDF</u>
<u>162909</u>		\$5.50	Top Angle Clamp			Nylon/steel	<u>PDF</u>
<u>162964</u>		\$9.00	Grab Tray			Nylon	<u>PDF</u>
<u>162965</u>		\$2.00	Label Clip			PVC	<u>PDF</u>

Workstation Components Installation

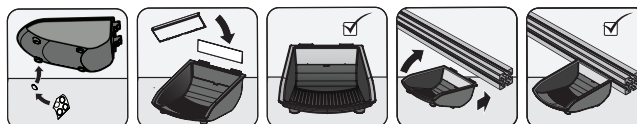
Keyboard Holder (mounting example)



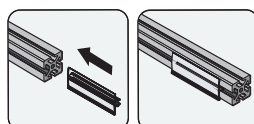
Magnetic Holder



Grab Tray











Label Clip



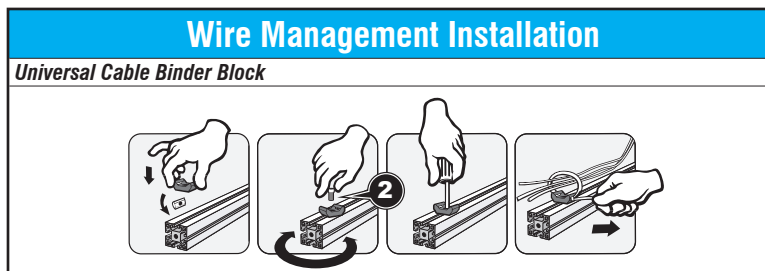
FATH® T-Slotted Rail Accessories

Wire Management



40 Series Wire Management							
Fits		Slot Size 8	<div>40 Series (mm)</div> <div><div>40x40</div><div>40x80</div><div>80x80</div></div>				
Part Number	Part Image	Price	Description	Pack Quantity	Recommended Screw Fastener *T-Slot Attachment 2 (ADC Part Number)	Material	Drawing Link
151161		\$89.00	Conduit Cover 2000mm long	2	n/a	Polypropylene	PDF
151162		\$93.00					PDF
151174		\$15.50	Cross Cable Binding Block	10		Nylon	PDF
151175		\$64.00	Hook And Loop			Glass-filled nylon/ polypropylene	PDF
151176		\$38.50	Clip Cable Binder With Hammer			Nylon/rubber	PDF
151177		\$28.50	Ground Connector	1	Fasteners included	Glass-filled nylon/ copper/steel	PDF
151178		\$4.00	Grounding Terminal			Steel/brass	PDF
162982		\$7.50	Universal Cable Binder Block	10	161058	Nylon	PDF
*T-Slot Nut also required							

*T-Slot Nut also required



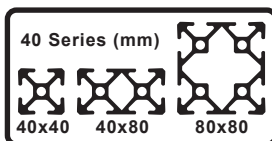
FATH® T-Slotted Rail Accessories












Miscellaneous Accessories



40 Series Miscellaneous Accessories

Fits Slot Size 8

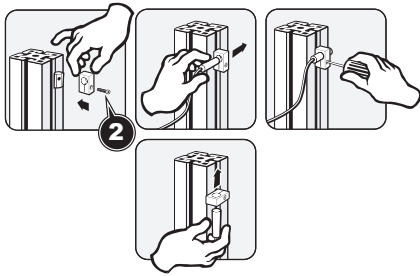
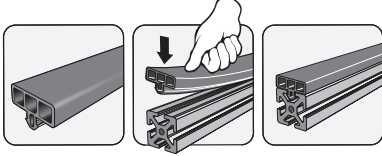





Part Number	Part Image	Price	Description	Requires	Fits Profile	Recommended Screw Fastener *T-Slot Attachment 2 (ADC Part Number)	Pack Quantity	Material	Drawing Link
151234		\$16.50	End Cap	n/a	40 x 40mm	n/a	10	Glass-filled nylon	PDF
151235		\$20.50			40 x 80mm				PDF
151236		\$32.00			80 x 80mm				PDF
151091		\$6.00	Stop Bumper		All 40 Series	BHCS M4-0.7 x 25mm (not sold by ADC)	1	Rubber/zinc-plated steel	PDF
151170		\$9.00							PDF
162973		\$3.25	Sensor Mounting Block for 8mm proximity sensor		All 40 Series		Nylon	PDF	
162974		\$3.25	Sensor Mounting Block for 12mm proximity sensor					PDF	
162929		\$252.00	Side Protection Profile				n/a	Thermoplastic rubber	PDF
162930		\$284.00	Corner Protection Profile						PDF
162931		\$28.00	Cover Cap for Side	162929 or 162930					PDF
162932		\$21.00	Cover Cap for Corner	162930					PDF

*T-Slot Nut also required

FATH[®] T-Slotted Rail Accessories

Miscellaneous Accessories - Continued

Workstation Components Installation		
Sensor Mounting Block		
		
Side Protection Profile		
		
Corner Protection Profile		
		
Cover Cap for Side		
		
Cover Cap for Corner		
		



Aluminum T-Slotted Rail

45 Series Metric T-Slotted Aluminum Rail

SureFrame™ T-slotted aluminum rails are extruded exclusively for AutomationDirect, with features, quality, and performance you expect. SureFrame T-slotted rails are compatible with other popular brands.

- Cut to length in 0.01 cm increments
- Minimum cut length: 15.24 cm
- Maximum cut length: 228.0 cm
- Cut accuracy: +/- 0.015 cm [0.15mm]
- Corrosion and UV resistant



Properties	
Material	Aluminum 6063-T6
Finish	Clear Anodize
Hardness	Webster Model B 11-12
Straightness	0.0125 inch/ft [1.042 mm/m]
Twist	0.25°/ft [0.25°/305mm]



45 Series (metric)								
Slot Size 			Core Hole Ø 10.0 mm <div> </div>					
Part Number	Part Image	Price per cm	Profile Size	Weight Class	Weight lbs/ft [kg/m]	Moment of Inertia Lx	Moment of Inertia Ly	Drawing Link
45-4545C		\$0.28	45 x 45mm	Standard	1.480 [2.202]	0.389 [16.824 cm ⁴]	0.389 [16.824 cm ⁴]	PDF
45-4545CL		\$0.22		Light	1.100 [1.637]	0.290 [12.064m ⁴]	0.290 [12.064m ⁴]	PDF
45-4590C		\$0.59	45 x 90mm	Standard	3.081 [4.585]	0.866 [36.026 cm ⁴]	3.295 [137.072 cm ⁴]	PDF
45-4590CL		\$0.44		Light	2.159 [3.213]	0.708 [29.453 cm ⁴]	2.584 [107.494 cm ⁴]	PDF
45-9090C		\$0.98	90 x 90mm	Standard	5.518 [8.212]	5.941 [247.146 cm ⁴]	5.941 [247.146 cm ⁴]	PDF

Extruded T-slotted rails have a thru Core Hole feature that can be used to attach various components to the end of the profile using:

- Self-tapping / thread-forming screws (no tapping needed)
- A tap to thread the core hole for a threaded fastener



Please Note: Prices on aluminum are closely tied to the market price. This allows us to offer the best savings possible if conditions are favorable; however, it also means that our prices may increase if market conditions warrant.



Aluminum T-Slotted Rail

Deflection Calculations

Using the calculations below, find your approximate deflection* for a specific extrusion.
See table below for variations.

As always when calculating, use diligence and work only in either imperial or metric units at one time.

"E" = Modulus of Elasticity

"F" = Force

"I" = Moment of Inertia

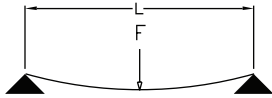
"L" = Length

"W" = Weight

**for reference only*

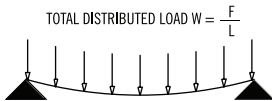
Supported Loads

CONCENTRATED LOAD AT CENTER (simply supported)



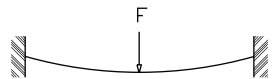
$$\text{MAX DEFLECTION} = \frac{FL^3}{48 EI}$$

UNIFORMLY DISTRIBUTED LOAD (simply supported)



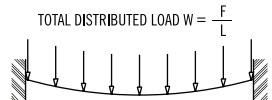
$$\text{MAX DEFLECTION} = \frac{5}{84} \frac{WL^4}{EI}$$

CONCENTRATED LOAD AT CENTER (between fixed supports)



$$\text{MAX DEFLECTION} = \frac{FL^3}{192 EI}$$

UNIFORMLY DISTRIBUTED LOAD (between fixed supports)



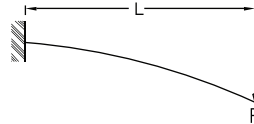
$$\text{MAX DEFLECTION} = \frac{WL^4}{384 EI}$$

Aluminum 6063-T6 Properties

Yield Strength	29,007 psi [200 MPa]
Tensile Strength	33,359 psi [230 MPa]
Modulus of Elasticity	10,000,000 psi [68.9 GPa]

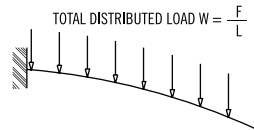
Cantilever Loads

CONCENTRATED LOAD AT CENTER (simply supported)



$$\text{MAX DEFLECTION} = \frac{FL^3}{3 EI}$$

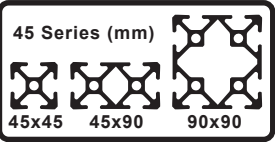






UNIFORMLY DISTRIBUTED LOAD (simply supported)



$$\text{MAX DEFLECTION} = \frac{WL^4}{8 EI}$$

FATH® T-Slotted Rail Accessories

T-Slot Nuts - Continued

45 Series T-Slot Nuts - Continued						
<div> <div>Fits</div> <div>Slot Size 10</div> <div> 45 Series (mm)  </div> </div>						
Part Number	Part Image	Price	Nut Type	Thread Size	Pack Quantity	Drawing Link
<u>151237</u>		\$7.25	Economy T-Nut	M8-1.25	10	<u>PDF</u>
<u>148803</u>		\$5.75	Double Economy T-Nut		4	<u>PDF</u>
<u>151238</u>		\$9.00	Hammer Nut		10	<u>PDF</u>
<u>162887</u>		\$12.50	Slide-In Nut			<u>PDF</u>
<u>151240</u>		\$24.00	Roll-In Nut			<u>PDF</u>
<u>162888</u>		\$17.00	Slide-In Nut	M10-1.5		<u>PDF</u>

FATH® T-Slotted Rail Accessories

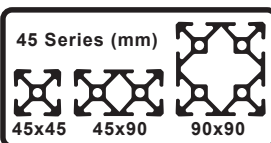
Fasteners

- Choose from 4 Head types in numerous lengths
- Hex socket head
- Select desired T-Slot nut style with corresponding thread size.
- Material: Black zinc plated or bright zinc plated steel, prevents corrosion better than typical black oxide coatings



45 Series Fasteners

Fits

Slot Size
10

Part Number	Part Image	Price	Thread X Length	Head Type	Color	Pack Quantity	Drawing Link
<u>162994</u>		\$8.00	8-32 UNF x 3/8in	Button head socket cap screw	Flat black	10	<u>PDF</u>
<u>161073</u>		\$7.75	8-32 UNF x 1/2in	Flat head socket cap screw			<u>PDF</u>
<u>162993</u>		\$7.50	10-32 UNF x 3/8in	Button head socket cap screw			<u>PDF</u>
<u>162995</u>		\$7.75	10-32 UNF x 1/2in	Socket head cap screw			<u>PDF</u>
<u>161088</u>		\$2.25	M4-0.7 x 8mm	Socket head cap screw	Bright zinc		<u>PDF</u>
<u>161089</u>		\$2.50	M4-0.7 x 10mm				<u>PDF</u>
<u>161056</u>		\$1.00		Button head socket cap screw			<u>PDF</u>
<u>161076</u>		\$1.50	M4-0.7 x 12mm	Flat head socket cap screw			<u>PDF</u>
<u>161057</u>		\$1.25	M5-0.8 x 10mm	Button head socket cap screw			<u>PDF</u>
<u>161090</u>		\$2.50		Socket head cap screw			<u>PDF</u>
<u>161077</u>		\$1.75	M5-0.8 x 12mm	Flat head socket cap screw			<u>PDF</u>
<u>161091</u>		\$2.75		Socket head cap screw			<u>PDF</u>
<u>161058</u>		\$1.75		Button head socket cap screw			<u>PDF</u>
<u>161092</u>		\$2.75	M6-1.0 x 10mm	Socket head cap screw			<u>PDF</u>
















FATH® T-Slotted Rail Accessories

Fasteners - Continued

45 Series Fasteners - Continued							
Fits		Slot Size 10	<div> <div>45 Series (mm)</div> <div> </div> </div>				
Part Number	Part Image	Price	Thread X Length	Head Type	Color	Pack Quantity	Drawing Link
<u>161078</u>		\$2.25	M6-1.0 x 12mm	Flat head socket cap screw	Bright zinc	10	<u>PDF</u>
<u>161059</u>		\$2.00		Button head socket cap screw			<u>PDF</u>
<u>161093</u>		\$2.75		Socket head cap screw			<u>PDF</u>
<u>161079</u>		\$2.50	M6-1.0 x 14mm	Flat head socket cap screw			<u>PDF</u>
<u>161060</u>		\$2.25	M6-1.0 x 14mm	Button head socket cap screw			<u>PDF</u>
<u>161094</u>		\$3.00		Socket head cap screw			<u>PDF</u>
<u>161080</u>		\$2.50	M6-1.0 x 16mm	Flat head socket cap screw			<u>PDF</u>
<u>161061</u>		\$2.50		Button head socket cap screw			<u>PDF</u>
<u>161095</u>		\$3.00		Socket head cap screw			<u>PDF</u>
<u>161062</u>		\$3.00	M6-1.0 x 18mm	Button head socket cap screw			<u>PDF</u>
<u>161096</u>		\$3.25		Socket head cap screw			<u>PDF</u>
<u>161081</u>		\$2.75	M6-1.0 x 20mm	Flat head socket cap screw			<u>PDF</u>
<u>161063</u>		\$3.00		Button head socket cap screw			<u>PDF</u>
<u>161097</u>		\$3.25		Socket head cap screw			<u>PDF</u>
<u>161064</u>		\$3.25	M6-1.0 x 25mm	Button head socket cap screw			<u>PDF</u>








FATH® T-Slotted Rail Accessories

Fasteners - Continued

45 Series Fasteners - Continued							
<div>Fits</div>		<div>Slot Size</div> <div>10</div>	<div>45 Series (mm)</div> <div><div>45x45</div><div>45x90</div><div>90x90</div></div>				
Part Number	Part Image	Price	Thread X Length	Head Type	Color	Pack Quantity	Drawing Link
161082		\$4.75	M8-1.25 x 12mm	Flat head socket cap screw	Bright zinc	10	PDF
161065		\$4.25		Button head socket cap screw			PDF
161098		\$4.75		Socket head cap screw			PDF
161066		\$4.50	M8-1.25 x 14mm	Button head socket cap screw			PDF
161083		\$5.00	M8-1.25 x 14mm	Flat head socket cap screw			PDF
161099		\$5.00		Socket head cap screw			PDF
161084		\$5.50	M8-1.25 x 16mm	Flat head socket cap screw			PDF
161100		\$5.50		Socket head cap screw			PDF
161067		\$4.75		Button head socket cap screw			PDF
151183		\$4.75		Gloss black			PDF
151184		\$5.50					Flanged button head socket cap screw
161085		\$5.50	M8-1.25 x 18mm	Flat head socket cap screw	Bright zinc		PDF
161068		\$5.25		Button head socket cap screw			PDF
161101		\$5.50		Socket head cap screw			PDF
151241		\$4.50	M8-1.25 x 20mm	Button head socket cap screw			PDF


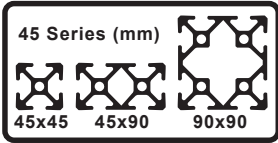



FATH® T-Slotted Rail Accessories





Fasteners - Continued

45 Series Fasteners - Continued							
<i>Fits</i>		Slot Size 10		<div>45 Series (mm)</div> <div>45x45 45x90 90x90</div>			
Part Number	Part Image	Price	Thread X Length	Head Type	Color	Pack Quantity	Drawing Link
161102		\$5.75	M8-1.25 x 20mm	Socket head cap screw	Bright zinc	10	PDF
161086		\$7.00	M8-1.25 x 25mm	Flat head socket cap screw			PDF
161069		\$5.25		Button head socket cap screw			PDF
161070		\$8.00	M8-1.25 x 40mm	Button head socket cap screw			PDF
161071		\$15.50	M12-1.75 x 25mm				PDF
161072		\$23.00	M12-1.75 x 40mm				PDF
118590		\$2.25	M8-1.25 x 25mm	Hammer head screw and flange nut		1	PDF

FATH® T-Slotted Rail Accessories

Fasteners - Continued

45 Series Self Forming / Tapping Screws							
Fits  Core Hole		 45 Series (mm) 45x45 45x90 90x90		Works with Aluminum with hole diameter 0.394" - 0.413" [10.0 - 10.5 mm]			
Part Number	Part Image	Price	Thread X Length	Description	Color	Pack Quantity	Drawing Link
<u>161110</u>		\$10.50	12 x 30mm	Self-Tapping Screw Button head socket cap T-50 Torx	Bright zinc	10	<u>PDF</u>
<u>161111</u>		\$28.00	12 x 40mm	Self-Tapping Screw Button head socket cap			<u>PDF</u>
<u>161042</u>		\$27.00	M8-1.25 Internal thread	Reducer Bushing			<u>PDF</u>

Self Forming / Tapping Screw Installation	
Self Forming / Tapping Screw <div>   </div>	
Reducer Bushing <div>   </div>	

FATH® T-Slotted Rail Accessories

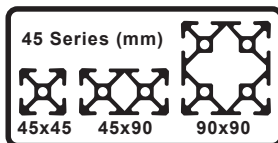
Connecting Components












- Connects two or three T-slot rails together
- Recommended ADC Fastener based on part feature, slot Depth and core hole
- Material: varies by part



45 Series Connecting Components

Fits  Slot Size
10



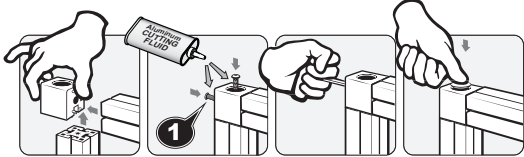
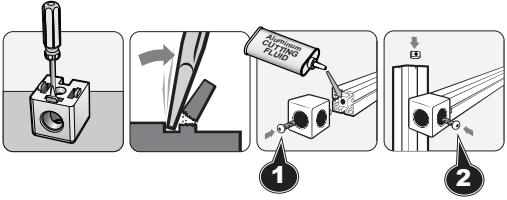

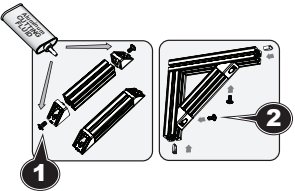
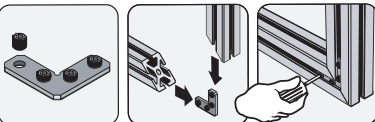
Part Number	Part Image	Price	Description	Fits Profile	Material	Recommended Screw Fastener (ADC Part Number)		Pack Quantity	Drawing Link
						Core Hole Attachment 1	*T-Slot Attachment 2		
148960		\$11.00	2d Cube Connector	45 x 45mm	Die-cast aluminum	161110	161068	1	PDF
148961		\$11.50	3d Cube Connector				n/a		PDF
151246		\$10.50	Angle Connector				151241		PDF
151247		\$16.50		45 x 90mm	PDF				
**151242		\$96.00	T-Matic Connector	All 45 Light Series (45-xxxxCL)	Zinc plated steel	n/a	n/a	10	PDF
**151243		\$59.00	Automatic Connector		Steel				PDF
**151244		Retired	Automatic Butt Connector					PDF	
151245		\$11.50	Milling Connector	All 45 Series	Zinc plated steel		1	PDF	
151248		\$18.00	Connecting Strip					PDF	
162892		\$13.00	Direct Connector		Steel		Fasteners included	PDF	
162962		\$12.50	Miter Connector	M10-1.25 x 8mm set screw (4) included			PDF		

*T-Slot Nut also required.

** Does not fit 45 standard series (45-xxxxC)

FATH® T-Slotted Rail Accessories

Connecting Components - Continued

Connecting Components Installation	
Core Hole Installation	T-Slot Installation
2D Cube Connector 	
3D Cube Connector 	n/a
Angle Connector 	
Miter Connector 	

FATH® T-Slotted Rail Accessories

Connecting Components - Continued

Connecting Components Installation	
T-Slot Installation	
T-matic Connector	
Automatic Connector	
Automatic Butt Connector	
Milling Connector	
Connecting Strip	
Direct Connector	
Miter Connector	

FATH® T-Slotted Rail Accessories

Joining Plates

- Connects two or more T-slot rails together.
- Recommended ADC Fastener based on part feature and slot depth.
- Material: Anodized aluminum



45 Series Joining Plates						
Fits		Slot Size 10	<div>45 Series (mm)</div> <div><div></div><div></div><div></div></div> <div>45x45 45x90 90x90</div>			
Part Number	Part Image	Price	Description	Recommended Screw Fastener - T-Slot Hole Attachment (ADC Part Number)	Pack Quantity	Drawing Link
<u>148851</u>		\$8.25	Straight Flat Plate	<u>151183</u> or <u>151184</u>	1	<u>PDF</u>
<u>162987</u>		\$10.50				<u>PDF</u>
<u>148857</u>		\$12.00				<u>PDF</u>
<u>148854</u>		\$10.00	Square Flat Plate			<u>PDF</u>
<u>148859</u>		\$18.00	Rectangular Flat Plate			<u>PDF</u>
<u>151249</u>		\$19.00	Flat Plate			<u>PDF</u>
<u>151250</u>		\$20.50	T-Shaped Flat Plate			<u>PDF</u>
<u>148863</u>		\$29.50				<u>PDF</u>

FATH® T-Slotted Rail Accessories

Brackets








- Connects two T-slot rails together at a 90° angle
- Recommended ADC Fastener based on part feature and slot depth
- Material: varies by part








45 Series Brackets								
Fits		Slot Size 10	<div>45 Series (mm)</div> <div><div></div><div></div><div></div></div> <div>45x45 45x90 90x90</div>					
Part Number	Part Image	Price	Description	Recommended Screw Fastener (ADC Part Number)		Pack Quantity	Material	Drawing Link
				Core Hole Attachment 1	*T-Slot Attachment 2			
151251		\$4.00	Angle Bracket	n/a	151241	1	Die-cast aluminum	PDF
151252		\$7.75						PDF
148899		\$5.25	Inside Corner Bracket		151183 or 151184		Anodized aluminum	PDF
148902		\$7.50	Wide Inside Corner Bracket					PDF
148904		\$7.50	Tall Inside Corner Bracket					PDF
148907		\$11.50	Inside Corner Bracket					PDF
148912		\$5.25	Gusseted Inside Corner Bracket					PDF
148914		\$12.00	Tall Gusseted Inside Corner Bracket					PDF
148913		\$11.00	Wide Gusseted Inside Corner Bracket					PDF
148979		\$21.50	Gusseted Inside Corner Bracket					PDF
*T-Slot Nut also required.								

FATH® T-Slotted Rail Accessories

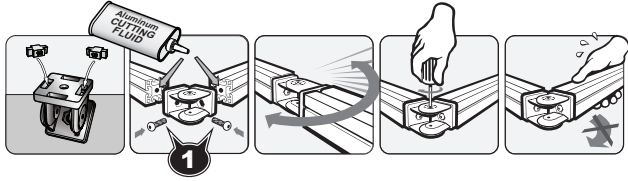
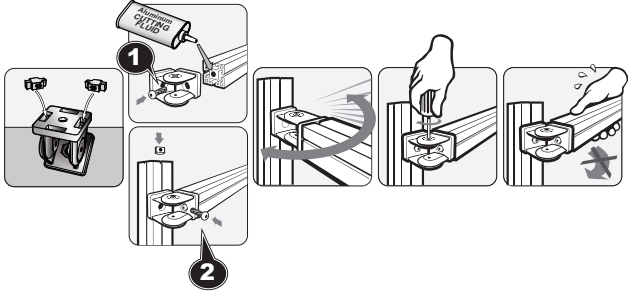
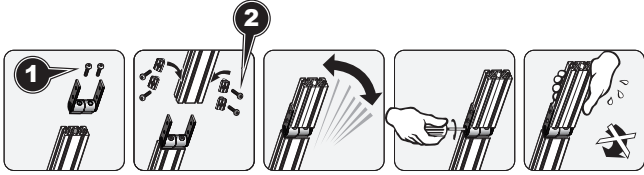
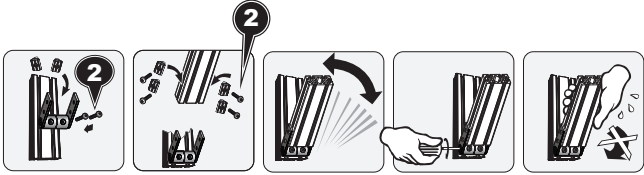
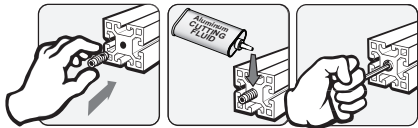
Brackets - Continued

45 Series Brackets - Continued								
Fits		Slot Size 10	<div>45 Series (mm)</div> <div><div></div><div></div><div></div></div> <div>45x45 45x90 90x90</div>					
Part Number	Part Image	Price	Description	Recommended Screw Fastener (ADC Part Number)		Pack Quantity	Material	Drawing Link
				Core Hole Attachment 1	*T-Slot Attachment 2			
151253		\$29.50	Pivot Joint	161042 and 161067 Install 161042 first then 161067	161067	1	Die-cast zinc	PDF
151254		\$39.50	Pivot Joint With Locking Handle					PDF
163016		\$35.00	1-Slot Pivot Joint	161069 and 161042 install 161042 first then 161069	161068		Die-cast zinc/die-cast aluminum/ nylon	PDF
163019		\$53.00	2-Slot Pivot Joint					PDF
*T-Slot Nut also required.								

45 Series Reducer Bushing							
Fits		45 Series  Core Hole	<div> <div>45 Series (mm)</div> <div>    </div> <div>45x45 45x90 90x90</div> </div>				
Part Number	Part Image	Price	Thread X Length	Description	Color	Pack Quantity	Drawing Link
<u>161042</u>		\$27.00	M8-1.25 Internal thread	Reducer Bushing	Bright zinc	10	<u>PDF</u>

FATH® T-Slotted Rail Accessories

Brackets - Continued


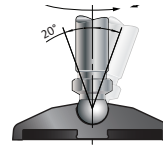
Brackets Installation	
Core Hole Installation	T-Slot Installation
Pivot Joint*	
	
Pivot Joint	
	
Reducer Bushing	
	

*For 45 series installation, the 10mm embossed key should face toward the aluminum extrusion upon assembly.

FATH® T-Slotted Rail Accessories

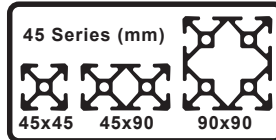
Bases

- Recommended ADC Fastener based on part features and extrusion core hole
- Material: varies by part



45 Series Bases

Fits Slot Size
10



Part Number	Part Image	Price	Diameter	Description	Fits	Load Rating kg [lb]	Recommended Screw Fastener (ADC Part Number)		Pack Quantity	Material	Drawing Link
							Core Hole Attachment 1	*T-Slot Attachment 2			
151259		\$20.50	n/a	M12-1.75 Transport/ Base Plate	45 x 90mm	n/a	161111 (2) included with kit	n/a	1	Die-cast zinc	PDF
151260		\$25.00		M12-1.75 Transport/ Base Plate	90 x 90mm		161111 (4) included with kit				PDF
162951		\$20.00		M16-2.0 Transport/ Base Plate	45 x 90mm		161111 (2) included with kit				PDF
162952		\$20.00		M20-2.5 Transport/ Base Plate	45 x 90mm		161111 (2) included with kit				PDF
162953		\$25.00		M16-2.0 Transport/ Base Plate	90 x 90mm		161111 (4) included with kit				PDF
162954		\$25.00		M20-2.5 Transport/ Base Plate	90 x 90mm		161111 (4) included with kit				PDF
151231		\$4.50	1.57 in [39.0 mm]	M12-1.75 x 66mm Swivel Foot Threaded Rod with 15mm ball	Transport/Base Plate 151259 or 151260	770 [1698]**	n/a	n/a	1	Zinc plated steel	PDF
162938		\$6.50		M16-2.0 x 100mm Swivel Foot Threaded Rod with 15mm ball	Transport/Base Plate 162951 or 162953	1450 [3197]**					PDF
162939		\$11.00		M20-2.5 x 150mm Swivel Foot Threaded Rod with 15mm ball	Transport/Base Plate 162952 or 162954	2430 [5357]**					PDF
151068		\$4.00		Swivel Base With Anti-Slip Plate	Any 15mm ball Threaded Rod	900 [1984]				Nylon	PDF
151071		\$9.50		Swivel Base With Anti-Slip Plate	Any 15mm ball Threaded Rod	3000 [6614]				Die-cast zinc	PDF

*T-Slot Nut also required.

**Based on installation with Transport / Base Plate

Load rating of a swivel foot assembly is based on the part with the lowest load rating, typically the threaded rod.

Example:












Threaded rod load rating = 210kg [463lb]

Swivel base load rating = 3000kg [6614lb]

Swivel foot assembly load rating = 210kg [463lb]

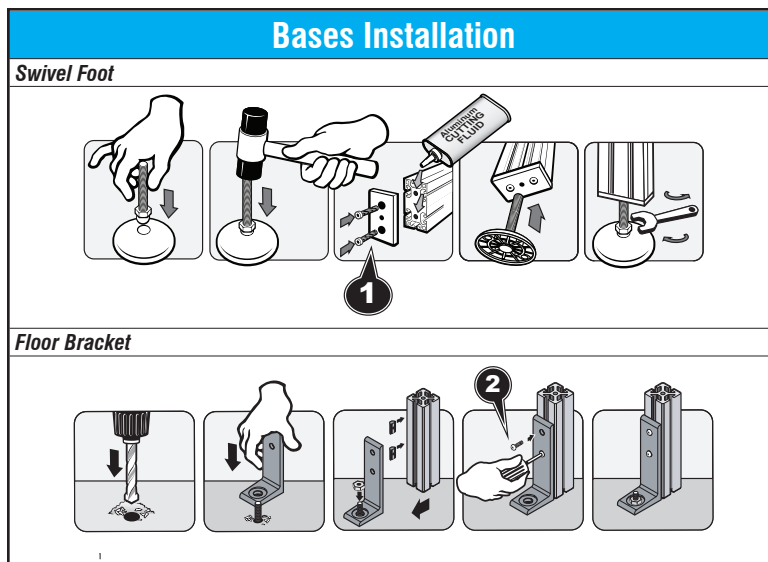
FATH® T-Slotted Rail Accessories

Bases - Continued

45 Series Bases - continued												
<div><div>Fits</div><div>Slot Size 10</div></div>						<div>45 Series (mm)</div> <div><div>45x45</div><div>45x90</div><div>90x90</div></div>						
Part Number	Part Image	Price	Diameter	Description	Fits	Load Rating kg [lb]	Recommended Screw Fastener (ADC Part Number)		Pack Quantity	Material	Drawing Link	
							Core Hole Attachment 1	*T-Slot Attachment 2				
151072		\$17.00	3.11 in [79.0 mm]	Swivel Base With Anti-Slip Plate	Any 15mm ball Threaded Rod	3000 [6614]	n/a	n/a	1	Die-cast zinc	PDF	
151073		\$17.00									PDF	
151069		\$6.00				900 [1984]				Nylon	PDF	
151070		\$6.00									PDF	
151255		\$10.00	3.90 in [99.0 mm]			900 [1984]					PDF	
151256		\$10.00									PDF	
151257		\$24.00	3.90 in [99.0 mm]			3500 [7716]				Die-cast zinc	PDF	
151258		\$24.00									PDF	
162933		\$12.50	See 2D drawing	Extended Swivel Base	Any 15mm ball Threaded Rod	1000 [2204]	n/a	n/a	1	Nylon	PDF	
162934		\$27.00				3000 [6613]				Die-cast zinc	PDF	
162959		\$12.50	n/a	Floor Bracket	All 45 Series	n/a				161068	Anodized aluminum	PDF
<div>*T-Slot Nut also required.</div> <div>**Based on installation with Transport / Base Plate</div> <div>Load rating of a swivel foot assembly is based on the part with the lowest load rating, typically the threaded rod.</div> <div>Example:</div> <div>Threaded rod load rating = 210kg [463lb]</div> <div>Swivel base load rating = 3000kg [6614lb]</div> <div>Swivel foot assembly load rating = 210kg [463lb]</div>												

FATH® T-Slotted Rail Accessories















Bases - Continued



FATH® T-Slotted Rail Accessories

Casters

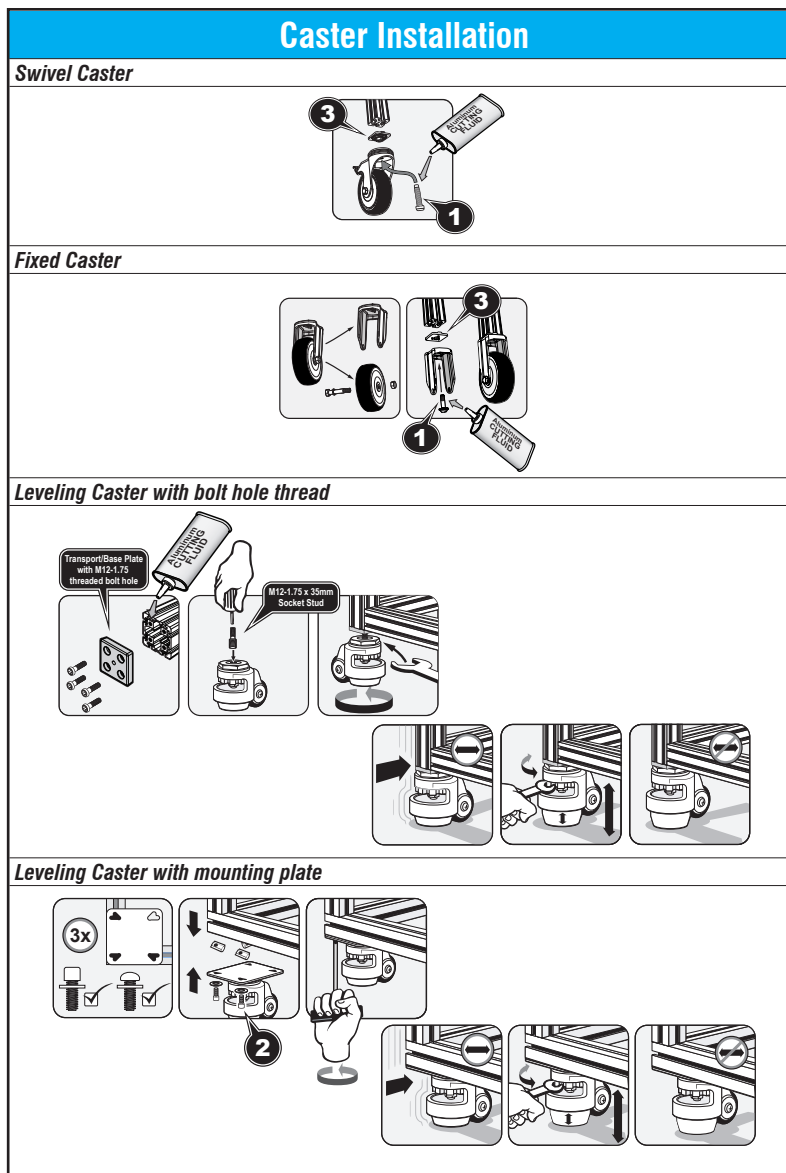
- Recommended ADC Fastener based on part feature and core hole
- Material: varies by part

45 Series Casters												
Fits		Slot Size 	<div>45 Series (mm)</div> <div></div> <div>45x45 45x90 90x90</div>									
Part Number	Part Image	Price	Description	Requires	Load Rating kg [lb]	Recommended Screw Fastener (ADC Part Number)		Pack Quantity	Material	Drawing Link		
						Core Hole Attachment 1	*T-Slot Attachment 2					
151134		\$47.00	Swivel Caster	Requires Swivel Caster Adapter Plate 151261	122 [269]	161111	n/a	1	Thermoplastic polyurethane/ nylon/steel	PDF		
151135		\$40.50	Fixed Caster	Requires Fixed Caster Adapter Plate 161041		161110				PDF		
151261		\$4.50	3 Swivel Caster Adapter Plate	Requires Swivel Caster 151134	n/a	n/a			Steel	PDF		
161041		\$3.50	3 Fixed Caster Adapter Plate	Requires Fixed Caster 151135					Die-cast zinc	PDF		
151137		\$62.00	Swivel Caster	n/a	122 [269]	n/a	161066		Thermoplastic polyurethane/ nylon/steel	PDF		
151138		\$49.00	Fixed Caster							PDF		
163010		\$40.00	Leveling Caster	Transport / Base Plate with M12-1.75 threaded hole	250 [551]		n/a		Die-cast aluminum/ steel/nylon/ rubber	PDF		
163011		\$52.00			500 [1102]					PDF		
163012		\$41.00		n/a	250 [551]		161061			PDF		
163013		\$56.00			500 [1102]					PDF		
*T-Slot Nut also required												

*T-Slot Nut also required

FATH® T-Slotted Rail Accessories

Casters - Continued













FATH® T-Slotted Rail Accessories

Hinges

- Recommended ADC Fastener based on part feature and slot depth
- Material: varies by part



45 Series Hinges							
Fits		Slot Size 10	<div>45 Series (mm)</div> <div><div></div><div></div><div></div></div> <div>45x45 45x90 90x90</div>				
Part Number	Part Image	Price	Description	Recommended Screw Fastener *T-Slot Attachment (ADC Part Number)	Pack Quantity	Material	Drawing Link
151262		\$7.75	Left-Hand Detachable Combination Hinge	161080	1	Fiberglass reinforced plastic	PDF
151263		\$7.75	Right-Hand Detachable Combination Hinge				PDF
151264		\$7.75	Non-Detachable Combination Hinge				PDF
151265		\$12.00	Non-Detachable Combination Hinge With Locking Lever				PDF
151266		\$18.00	Left-Hand Detachable Combination Hinge			Die-cast aluminum	PDF
151267		\$18.00	Right-Hand Detachable Combination Hinge				PDF
151268		\$18.00	Non-Detachable Combination Hinge				PDF
*T-Slot Nut also required							

FATH® T-Slotted Rail Accessories

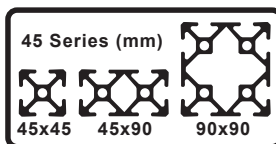
Panel and Door Elements














- Recommended ADC Fastener based on part feature and slot depth
- Material: varies by part



45 Series Panel and Door Elements

Fits
Slot Size
10














Part Number	Part Image	Price	Description	Recommended Screw Fastener (ADC Part Number)		Pack Quantity	Material	Drawing Link
				Core Hole Attachment 1	*T-Slot Attachment 2			
151146		\$6.00	Bridge Handle	n/a	161063	1	Fiberglass reinforced plastic	PDF
151147		\$6.00			161067			PDF
151148		\$6.25	Cover Cap 3		n/a			PDF
151149		\$6.50	Comfort Handle		151241			PDF
151150		\$2.25	Cover Cap 3		n/a			PDF
151151		\$12.50	Comfort Handle		151241			PDF
151152		\$3.00	Cover Cap 3		n/a			PDF
151153		\$33.50	Machine Handle		161100			PDF
151154		\$47.00	Compact Slam Latch		161061		Die-cast aluminum	PDF
151155		\$58.00	Compact Sliding Door Latch					PDF
162972		\$34.00	Sliding Door Guide	Fasteners included	n/a	1	Die-cast aluminum/nylon	PDF
151156		\$37.00	Emergency Opener	n/a	161094		Fiberglass reinforced plastic	PDF
162963		\$8.50	Magnetic Catch		161063		Nylon/steel	PDF

*T-Slot Nut also required

*T-Slot Nut also required

FATH® T-Slotted Rail Accessories

Panel and Door Elements - Continued

45 Series Panel and Door Elements - Continued							
Fits		Slot Size 10	<div>45 Series (mm)</div> <div><div></div><div></div><div></div></div> <div>45x45 45x90 90x90</div>				
Part Number	Part Image	Price	Description	Recommended Screw Fastener *T-Slot Attachment 2 (ADC Part Number)	Pack Quantity	Material	Drawing Link
162914		\$5.75	Panel Holder	161068	1	Anodized aluminum	PDF
162919		\$8.25					PDF
162926		\$7.25	Panel Mount Block	Fasteners included		Lacquered aluminum	PDF
162927		\$7.25				Powder-coated aluminum	PDF
162980		\$3.25	Panel Uni-Block	n/a	10	Nylon	PDF
151269		\$60.00	Sealing Strip		2	PVC/TPE	PDF
151272		\$115.00	Cover Profile		25	Polypropylene	PDF
162981		\$190.00	Cover And Reduction Profile				PDF
*T-Slot Nut also required							


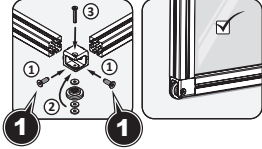
FATH® T-Slotted Rail Accessories

Panel and Door Elements - Continued

Panel and Door Elements Installation					
Bridge Handle and Cover Cap					
Comfort Handle and Cover Cap					
Slam Latch					
Sliding Door Latch					
Emergency Opener					
Magnetic Catch					
Panel Mount Block					
Cover and Reduction Profile					

FATH® T-Slotted Rail Accessories

Panel and Door Elements - Continued

Panel and Door Elements Installation - Continued	
<i>Panel Holder</i>	
<i>Sliding Door Guide</i>	

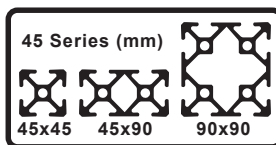
FATH® T-Slotted Rail Accessories








Slides and Rollers



45 Series Slides and Rollers


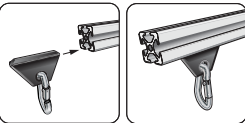
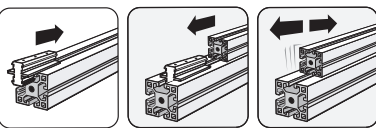
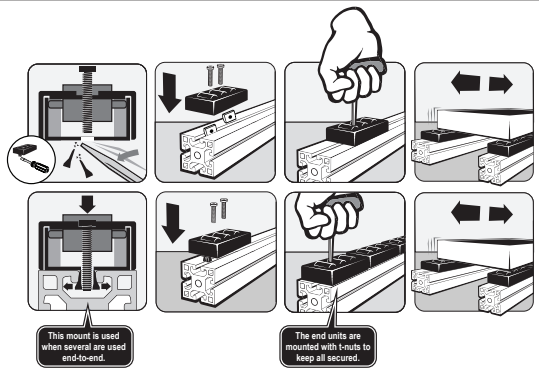
Fits

Slot Size
10

Part Number	Part Image	Price	Description	Fits	Pack Quantity	Recommended Screw Fastener T-Slot Attachment	Material	Drawing Link
151274		\$9.50	Roller	All 45 Series	1	n/a	Glass-filled nylon/ steel	PDF
151273		\$4.50	Slider					PDF
151089		\$4.50	Snap Hook	Slider 151273			Zinc plated steel	PDF
162969		\$7.75	Profile Slider Center Slot	All 45 Series			Polyoxymethylene (POM)	PDF
162970		\$8.00	Profile Slider Center Ridge			PDF		
163022		\$16.00	Roller Element With Guide			Fasteners included	Thermoplastic polyurethane/nylon/ steel	PDF
163023		\$16.50	Roller Element Without Guide	PDF				


FATH® T-Slotted Rail Accessories

Slides and Rollers - Continued

Slides and Rollers Installation	
Roller	
Slider and Snap Hook	
Profile Slider	
Roller Element	 <p>This mount is used when several are used end-to-end.</p> <p>The end units are mounted with T-nuts to keep all secured.</p>

FATH® T-Slotted Rail Accessories


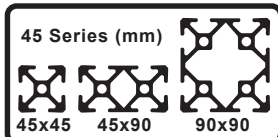
Monitor Mounts










45 Series Monitor Mounts

- Fits monitors with VESA mounting standard
- Durable steel construction
- Powder coat finish
- Mounting hardware included for several mounting locations

Fits  Slot Size 10

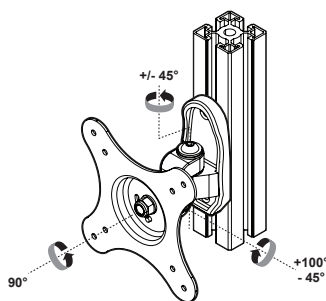


Part Number	Part Image	Price	Description	Load Rating kg [lb]	Pack Quantity	Installation Instructions Link	Drawing Link
162893		\$42.00	Swivel Monitor Mount	15 [33.1]	1	PDF	PDF
162894		\$50.00				PDF	PDF
162895		\$58.00				PDF	PDF
162896		\$92.00				PDF	PDF
162898		\$93.00	Monitor Holder			PDF	PDF
162899		\$325.00	4-Axis Mounting Support	10 [22.0]		PDF	PDF
162900		\$394.00	5-Axis Mounting Support			PDF	PDF
162901		\$630.00	4-Axis Workstation	8 [17.6]		PDF	PDF

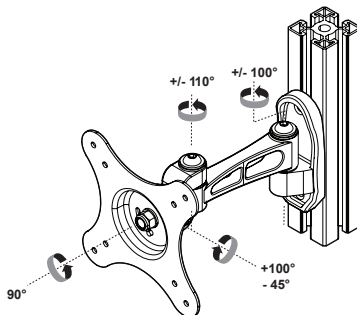
FATH® T-Slotted Rail Accessories

Monitor Mounts - Continued

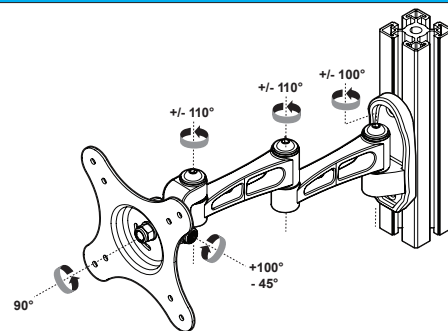
Monitor Mounts Adjustments



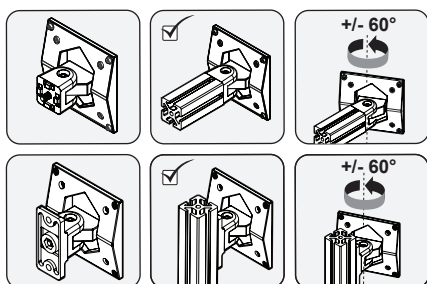
162893



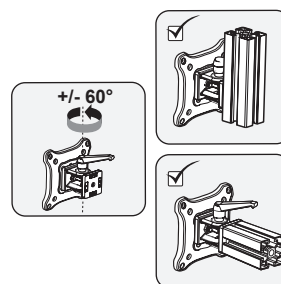
162894



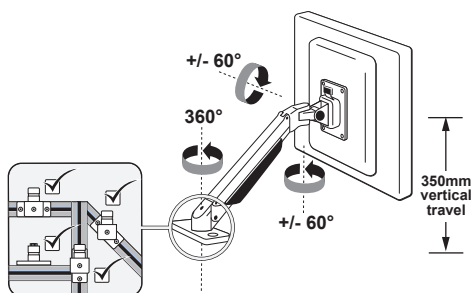
162895



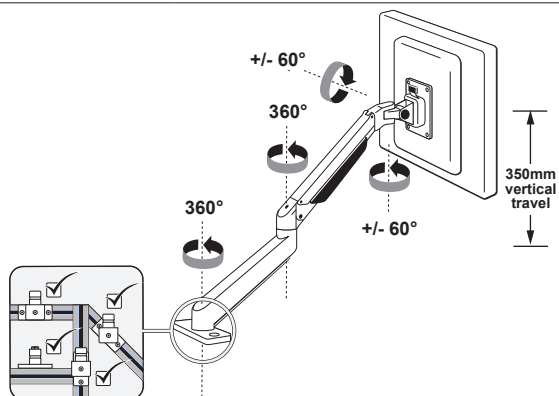
162896



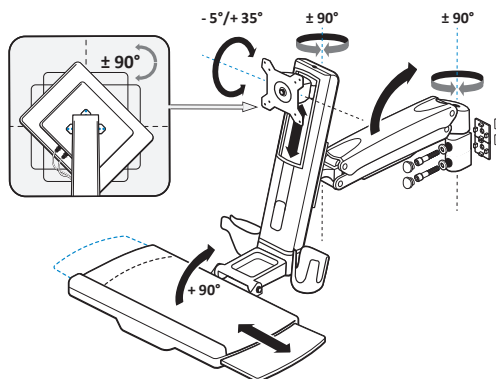
162898



162899



162900



162901

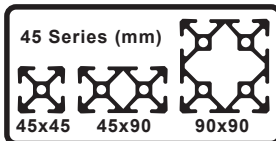
FATH® T-Slotted Rail Accessories



Workstation Components



45 Series Workstation Components

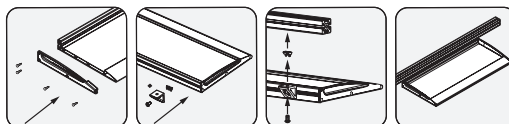
Fits  Slot Size



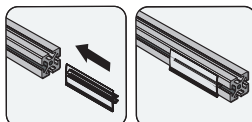
Part Number	Part Image	Price	Description	Load Rating kg [lb]	Pack Quantity	Material	Drawing Link
<u>162902</u>		\$185.00	Keyboard Holder (requires mounting solution, designer's choice)	n/a	1	Aluminum/nylon	<u>PDF</u>
<u>162966</u>		\$2.25	Label Clip		10	PVC	<u>PDF</u>

Workstation Components Installation

Keyboard Holder (mounting example)












Label Clip



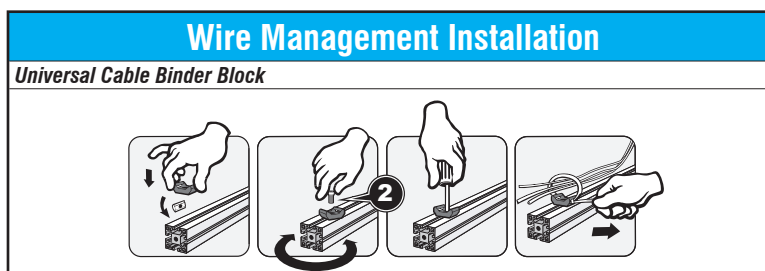
FATH® T-Slotted Rail Accessories

Wire Management



45 Series Wire Management							
Fits		Slot Size 10	<div>45 Series (mm)</div> <div><div>45x45</div><div>45x90</div><div>90x90</div></div>				
Part Number	Part Image	Price	Description	Pack Quantity	Recommended Screw Fastener *T-Slot Attachment 2 (ADC Part Number)	Material	Drawing Link
151270		\$94.00	Conduit Cover 2000 mm long	2	n/a	Polypropylene	PDF
151271		\$94.00					PDF
151278		\$15.50	Cross Cable Binding Block	10		Nylon	PDF
151279		\$59.00	Hook And Loop			Glass-filled nylon/ polypropylene	PDF
151280		\$33.50	Clip Cable Binder			Nylon/rubber	PDF
151281		\$28.50	Ground Connector	1	Fasteners included	Nylon/rubber	PDF
151178		\$4.00	Grounding Terminal			Steel/brass	PDF
162982		\$7.50	Universal Cable Binder Block	10	161058	Nylon	PDF
162984		\$16.50	Cable Binder Block		n/a		PDF
*T-Slot Nut also required							

*T-Slot Nut also required



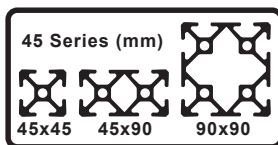
FATH® T-Slotted Rail Accessories

Miscellaneous Accessories



45 Series Miscellaneous Accessories

Fits Slot Size
10

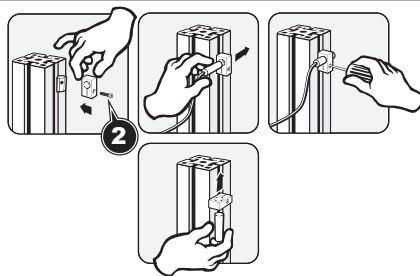


Part Number	Part Image	Price	Description	Fits	Recommended Screw Fastener *T-Slot Attachment 2 (ADC Part Number)	Pack Quantity	Material	Drawing Link
151275		\$16.50	End Cap	45 x 45mm	n/a	10	Glass-filled nylon	PDF
151276		\$24.00		45 x 90mm				PDF
151277		\$32.00		90 x 90mm				PDF
151091		\$6.00	Stop Bumper	All 45 Series	BHCS M4-0.7 x 25mm (not sold by ADC)	1	Rubber/zinc-plated steel	PDF
151170		\$9.00						PDF
162973		\$3.25	Sensor Mounting Block for 8mm diameter sensor				Nylon	PDF
162974		\$3.25	Sensor Mounting Block for 12mm diameter sensor					PDF

*T-Slot Nut also required

Miscellaneous Accessories Installation

Sensor Mounting Block

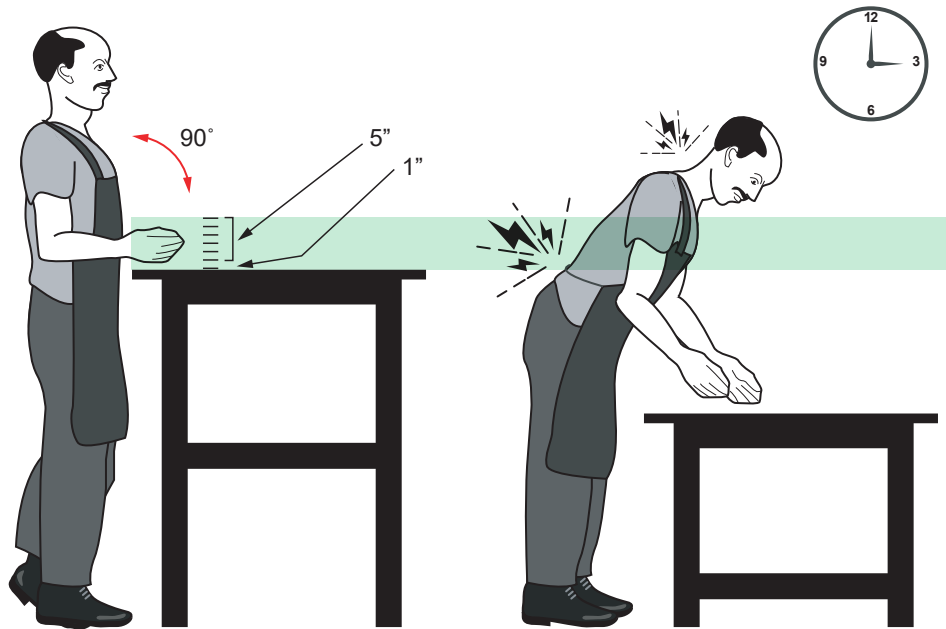


What is Ergonomics About?

Physical discomfort such as backache and leg pains have a major impact on a person's quality of life. As a result, a person's ability to work may also suffer. These ailments can lead to a decline in productivity, a deterioration of work quality, and a rise in sick leave. The aim of ergonomics is to provide a workspace or environment that is tailored to a person's natural posture and position to reduce strain and injury. Ergoswiss lift systems accomplish this by adapting the height at which people work to their different body heights and activities as well as optimizing working conditions, work processes, and equipment. Perfectly equipped workstations reduce the worker's strain, movement and related injuries, while increasing productivity and efficiency. Ergonomic workstations promote employee motivation, thereby increasing productivity. Taking these factors into consideration, you can see how the Ergoswiss system can pay for itself in just a few months.

Why Height Adjustable?

Obviously, people in every workplace are not the same height. In some companies, different people may move from station to station in order to do their work or there might be multiple people using the same workstation but on different shifts. In either case, a workstation with a static height is only ergonomic for one type of person. If someone of another build were to use that workstation, they could strain or injure themselves over time due to having to adjust to the workstation. By having a height adjustable workstation, the employee can instead adjust the workstation to themselves, greatly decreasing the likelihood of strain or injury as a result of a poor working posture.



Ergoswiss Lift System

Application

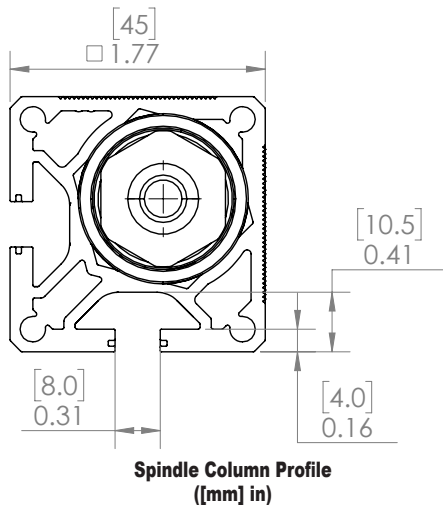

The electrically driven lifting column is suitable for height adjustable tables, laboratory workstations and furniture. Up to 4 lifting columns can be connected to one control box and are operated synchronously. In synchronous operation with 2 control boxes, up to 8 lifting columns can be operated. Each lifting column has an internal motor that drives the threaded spindle. The T-slots on 2 sides (Slot Size 8 or 8 mm wide) allow the mounting of crossbars, shelves and other attachments along the entire length of the leg.

Features

- Stroke Length: 300mm [11.8"] or 400mm [15.7"]
- Leveling feet included
- Synchronous control of 1 to 8 Spindle Lifting Columns (See User Manual for complete details)
- Up/Down positioning with up to 3 memory positions
- Compatible with SureFrame™ rails and FATH® hardware/accessories
- Up to 1320lb weight capacity (using 4 Spindle Lifting Columns)
- Can be combined with multiple kits and linked for larger workspaces
- Spindle Lifting Legs Housing Material: Extruded Aluminum with clear anodize finish
- Spindle Lifting Legs have 2 extruded T-slot features, slot size 8**
- For use indoors in dry, non-explosive environments.
 - Ambient temperature is between +10°C [50°F] and +40°C [104°F].
 - Relative humidity range is between 30 % and 70 % (not condensed)
- The maximum continuous operating time is 2 minutes.***
- Versatile linear guide rail with internal drive unit
- Compressive force per lifting element 1500 N
- Tensile force per lifting element 1500 N
- Lifting speed: 9 mm/s [0.35in/s]
- Noise Level: <60 dBA
- Mb stat. = 200 Nm
- Mb dyn. = 80 Nm
- Product Life: 5000 cycles
- Integrated Tilt Sensing: > 2.5° inclination change STOPS lifting movement
- Required Input Power: 110 VAC, 60Hz, single phase

** Slots are shallower than most SureFrame profile slots. Please verify dimensions carefully before committing to design details.

***When this does occur the system will become inoperable for 18 minutes to allow cooldown of the motor drive components



Custom Workstations

Ergoswiss lift systems work hand-in-hand with SureFrame T-slot rails and FATH accessories. You can combine the two products to build custom workstations to fit your specific needs.*

Recommended Parts

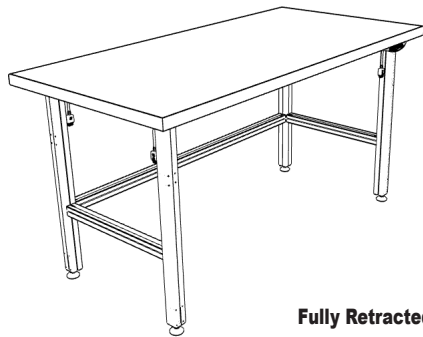
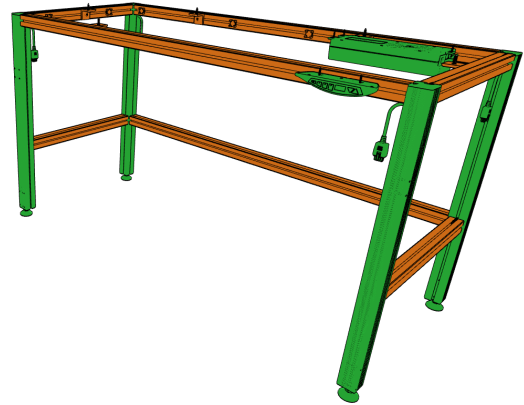
- 15 Series - [PDF](#)
- 40 Series - [PDF](#)

To the right is an example of a desk frame built with Ergoswiss, SureFrame, and FATH parts.

Included in the Ergoswiss Kit

SureFrame™ and FATH®
 Components
 (Sold Separately)

Sureframe™ **FATH**®



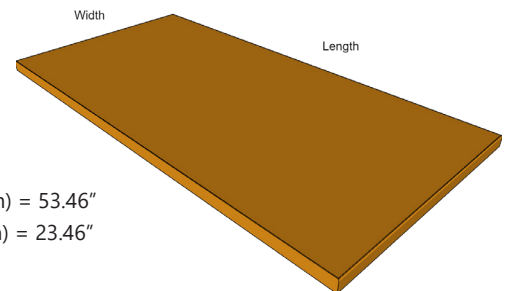
Fully Retracted



Fully Extended

Build an Ergonomic Table with SureFrame, FATH, and ErgoSwiss

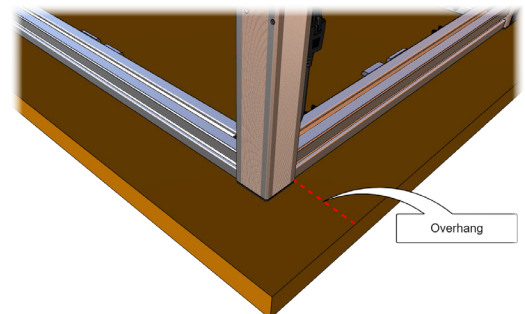

1. Determine table top dimensions (Not sold by ADC)
 - e.g. 60" x 30" x 1"
2. Determine desired table top overhang
 - e.g. 1.5"
3. Calculate SureFrame cross member lengths
 - e.g. $CM_{Long} = TT_{Length} - 2 (\text{Overhang}) - 2 (45\text{mm, ErgoSwiss leg width}) = 60" - 2 (1.5") - 2 (45\text{mm}) = 53.46"$
 - e.g. $CM_{Short} = TT_{Width} - 2 (\text{Overhang}) - 2 (45\text{mm, ErgoSwiss leg width}) = 30" - 2 (1.5") - 2 (45\text{mm}) = 23.46"$
4. Choose desired FATH accessories for attaching the table top, cable management, shelving, etc.



Recommended part for attaching SureFrame to Spindle Column:




Duo Connector (10 pack)
151102 \$23.50



*PLEASE NOTE: Some FATH accessories are not directly compatible with Ergoswiss channels. Please check dimensional drawings to ensure proper fit. For example, FATH roll-in nuts do NOT fit the T-slot on the Spindle Column. Hammer nuts and Economy nuts, however, do fit.

Ergoswiss 300mm [11.8 in] Lift System

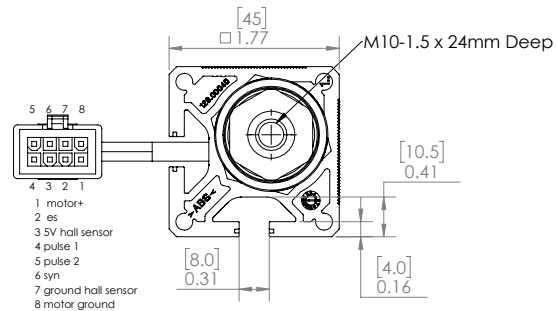
Ergoswiss 300mm [11.8 in] Lift Kit							
Part Number	Price	Stroke Length	Capacity	Includes			Image
				Qty	Description	Part Number	
907.42236-PP000001	\$1,955.00	300mm [11.8 in]	1320 lbs/600 kg	4	Spindle lifting columns	907.02003-PP000001	
				1	Control box	124.43801-PP000001	
				4	Leveling feet	113.00006-PP000004	
				1	SCT memory module	124.00281-PP000001	
				1	Power cable	124.00145-PP000001	


Hardware Included: (5) M3.5 x 20mm and (6) M5.5 x 25mm Phillips Round Head Screws


Features

- Protection class (DIN EN 60529): IP20
- Lifting speed: 9 mm/s (0.35 in/s)
- Voltage: 24V
- Electrical connection: Molex MiniFit plug 8-Pin, Cable length 2m (6.5')
 - Can be extended up to 6m (20').

Dimensions shown as: [mm] in




Spindle Lifting Column					
Part Number	Price	Stroke Length	Capacity	Image	Drawing Link
907.02003-PP000001	\$575.00	300mm [11.8 in]	330 lbs/150 kg		PDF

Control Box					
Part Number	Price	Description	For use with	Image	Drawing Link
124.43801-PP000001	\$450.00	Ergoswiss SQ series control box, 110 VAC nominal input, 24 VAC, IP20.	ONLY works with up to (4) 300mm Spindle Lifting Columns (PN: 907.02003-PP000001)		PDF

Hardware Included: (3) M3.5 x 20mm Phillips Round Head Screws

Ergoswiss 400mm [15.7 in] Lift System

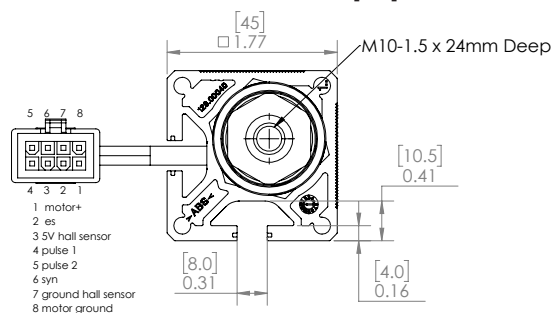
Ergoswiss 400mm [15.7 in] Lift Kit							
Part Number	Price	Stroke Length	Capacity	Includes			Image
				Qty	Description	Part Number	
<u>907.42237-PP000001</u>	\$1,995.00	400mm [15.7 in]	1320 lbs/600 kg	4	Spindle lifting columns	<u>907.02004-PP000001</u>	
				1	Control box	<u>124.43800-PP000001</u>	
				4	Leveling feet	<u>113.00006-PP000004</u>	
				1	SCT memory module	<u>124.00281-PP000001</u>	
				1	Power cable	<u>124.00145-PP000001</u>	


Hardware Included: (5) M3.5 x 20mm and (6) M5.5 x 25mm Phillips Round Head Screws


Features

- Protection class (DIN EN 60529): IP20
- Lifting speed: 9 mm/s (0.35 in/s)
- Voltage: 24V
- Electrical connection: Molex MiniFit plug 8-Pin, Cable length 2m (6.5')
 - Can be extended up to 6m (20').

Dimensions shown as: [mm] in



Spindle Lifting Column					
Part Number	Price	Stroke Length	Capacity	Image	Drawing Link
<u>907.02004-PP000001</u>	\$600.00	400mm [15.7 in]	330 lbs/150 kg		<u>PDF</u>

Control Box					
Part Number	Price	Description	For use with	Image	Drawing Link
<u>124.43800-PP000001</u>	\$450.00	Ergoswiss SQ series control box, 110 VAC nominal input, 24 VAC, IP20.	ONLY works with up to (4) 400mm Spindle Lifting Columns (PN: <u>907.02004-PP000001</u>)		<u>PDF</u>


Hardware Included: (3) M3.5 x 20mm Phillips Round Head Screws

Ergoswiss Lift System

Universal Accessories




Features

- Electrical connection: RJ12 plug 6-Pin
- Cable length 2m (6.5')
- Protection class (DIN EN 60529): IP 30
- The cable can be extended up to 3m [9.8ft]

SCT Memory Module				
Part Number	Price	Description	Image	Drawing Link
<u>124.00281-PP000001</u>	\$90.00	Ergoswiss SQ series SCT memory module, manual switch, IP30. (1) 6.5ft/2m power cable included. Saves (3) intermediate positions in addition to up and down function.		<u>PDF</u>

Hardware Included: (2) M3.5 x 20mm Phillips Round Head Screws

Leveling Foot				
Part Number	Price	Description	Image	Drawing Link
<u>113.00006-PP000004</u>	\$40.00	Ergoswiss SQ series leveling foot, package of 4. (M10-1.5 x 25mm)		<u>PDF</u>

SQ Series Cables					
Part Number	Price	Cable Type	Cable Length	Image	Package Qty
<u>124.00137-PP000002</u>	\$55.00	Motor Extension Cable	3.9ft/1.2m		2
<u>124.00145-PP000001</u>	\$20.00	Power Cable	9.8ft/3m		1
<u>124.00183-PP000001</u>	\$45.00	Sync Cable	13.1ft/4m		1