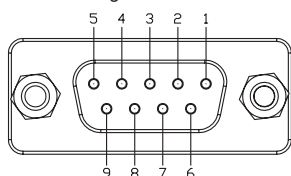


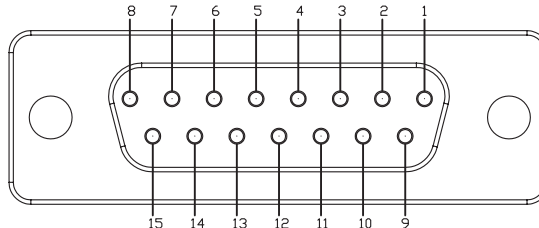


Panel Interface Connectors Pin Outs

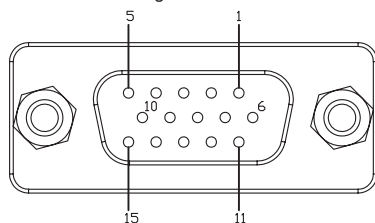
DB9 Pin Configuration
View looking into Female connector



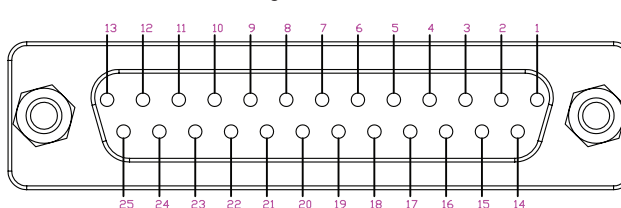
DB15 Pin Configuration
View looking into Female connector



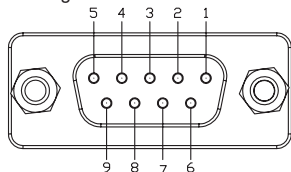
HD15 Pin Configuration
View looking into Female connector



DB25 Pin Configuration
View looking into Female connector



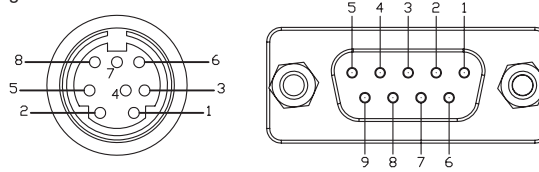
DB9 Data Highway Plus Pin Configuration
View looking into Female connector



DB9 to Phoenix 3-Pin connector

1	Clear
5	Blue
7	Shield

DB9 + 8-Pin Mini-Din Data Highway Plus Pin Configuration
View looking into Female connector



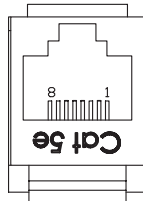
DB9 to Phoenix 3-Pin connector

1	Clear
5	Blue
7	Shield

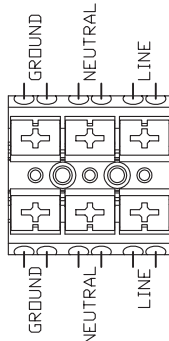
8-Pin Mini to Phoenix 3-Pin connector

1	Blue
3	Shield
6	Clear

RJ45 Pin Configuration



Terminal Block Pin Configuration for Power



RJ12 Pin Configuration

