



RJ12 and RJ45 Feedthrough Modules

The RJ12 and RJ45 feedthrough modules provide convenient break-out of wiring to terminal blocks.

Modules mount on 35mm DIN rail (part #DN-R35S1) or 15mm DIN rail (part #DN-R15S1).



ZL-RTB-RJ12



ZL-RTB-RJ45

Specifications		
	Part #	
	ZL-RTB-RJ12	ZL-RTB-RJ45
Price	\$29.00	\$37.50
Pcs/Pkg	1	
Weight (lbs)	0.32	0.45
Description ³	RJ12 Connector to terminal block	RJ45 Connector to terminal block
UL Voltage Rating ¹	30VDC	
Maximum Current per Circuit	1A	
Number of Circuits	6	8
Terminal Block Contacts	Copper alloy, tin-lead plated	
Wire Range (Rated Cross Section) ²	12–24 AWG Solid or Stranded Copper Conductor (2.5 mm ²)	
Wire Strip Length	0.24–0.27 in (6–7 mm)	
Screw Torque	4.4 in·lbs (0.5 N·m)	
Surrounding Temperature Range	32 to 140°F (0 to 60°C)	
Cable/Wire Clearance	0.5 in (12.7 mm) Required	
Mounting Restrictions	None	
Connecting Cables (Sold Separately)	ZL-RJ12-CBL-2, ZL-RJ12-CBL-2P, GS-RJ12-CBL-2, SVC-232RJ12-CBL-2 Click on link: Connection Cable Specifications Tables	Cat5e Cable w/RJ45 connectors
Approvals	File # E200031 UL, cUL, Class 1, Division 2, Groups A,B,C,D Hazardous Locations, CE, EN 61131-2:2007	File # E139594 UL, cUL, CE EN 61131-2:2007

¹ Use Class 2 power supply.

² Use conductors rated for 60°/75°C.

³ Connecting cables are for internal wiring only.

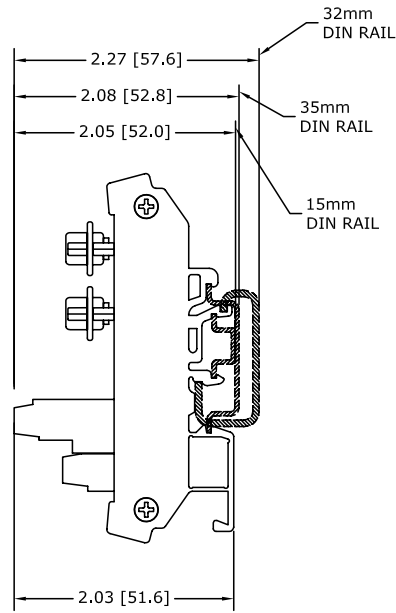
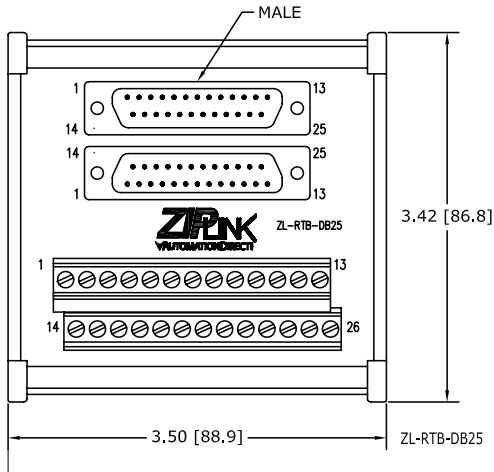


Note: See wiring details and dimensional drawings on our Web site at: <http://www.automationdirect.com/static/manuals/ziplinks/ziplinks.html>.

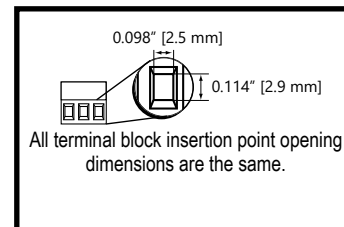
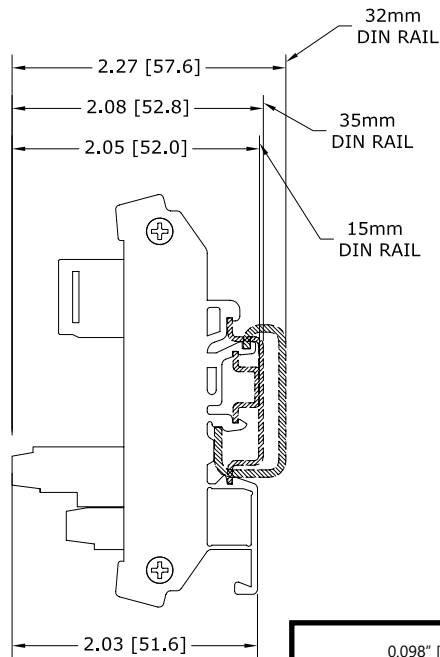
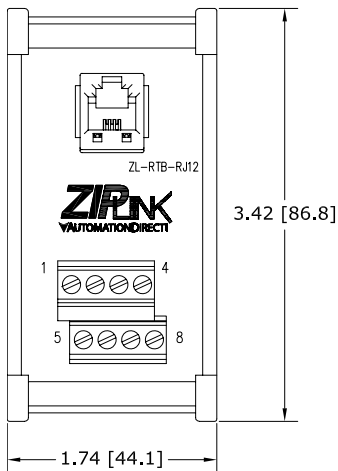
ZIP LINK[®] Module Dimensions

AUTOMATIONDIRECT[®]

ZL-RTB-DB09/15/25



ZL-RTB-RJ12

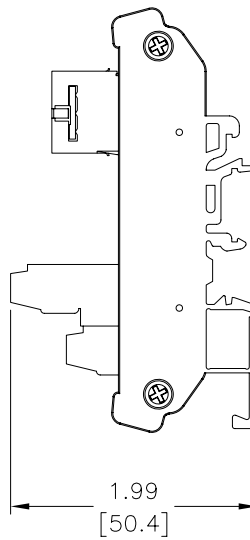
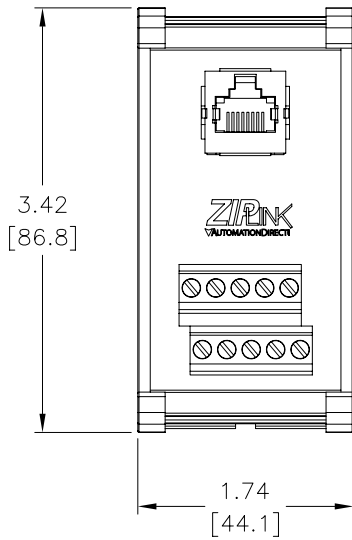


Note: Dimensions shown in Inches [mm]

ZIP LINK[®] Module Dimensions

AUTOMATIONDIRECT[®]

ZL-RTB-RJ45



Note: Dimensions shown in Inches [mm]

