



Common Connector Module

Common Connection standalone module provides low-cost and compact field wiring screw termination solutions for power and ground connections. Module mounts on 35mm DIN rail (part #DN-R35S1) or 15mm DIN rail (part #DN-R15S1).



ZL-RTB-COM

Input Terminal Block Specifications				
Feedthrough Module	Part #	Pcs/Pkg	Price/Pkg	Weight (lbs)
	ZL-RTB-COM	1	\$72.00	0.35
Description	40-Pole Common Connector Module			
Voltage Rating	250 VAC/VDC			
Maximum Operating Range	300 VAC/VDC			
Maximum Current	10A (Total all 40 positions), 0.5 A/pt			
Terminal Block Contacts	Copper alloy, tin-lead plated			
Wire Range (Rated Cross Section)	12–24 AWG Solid or Stranded Copper Conductor (2.5 mm ²)			
Wire Strip Length	0.24–0.27 in (6–7 mm)			
Screw Size	M2.5			
Screw Torque	3.5 in·lbs (0.4 N·m)			

Common Specifications	
Operating Temperature	0 to 60°C (32 to 140°F) IEC 60068-2-14 (Test Nb, Thermal Shock)
Storage Temperature	-20 to 70°C (-4 to 158°F) IEC 60068-2-1 (Test Ab, Cold) IEC 60068-2-2 (Test Bb, Dry Heat) IEC 60068-2-14 (Test Na, Thermal Shock)
Humidity	5 to 95% (Non-condensing) IEC 60068-2-30 (Test Db, Damp Heat)
Environmental Air	No corrosive gases permitted (EN61131-2 pollution degree 1)
Vibration Resistance	MIL STD 810C 514.2 IEC60068-2-6 (Test Fc)
Shock Resistances	MIL STD 810C 516.2 IEC60068-2-27 (Test Ea)
Agency Approvals	UL 508 File E139594, Canada & USA CE (EN61131-2:2007)

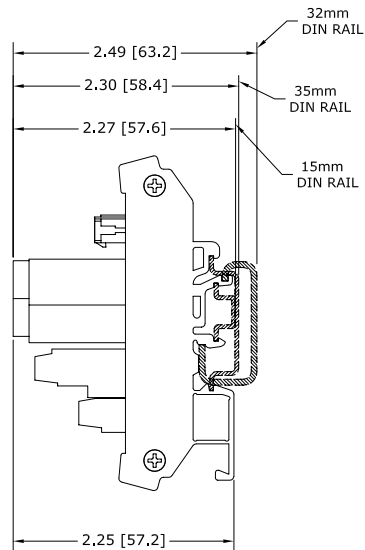
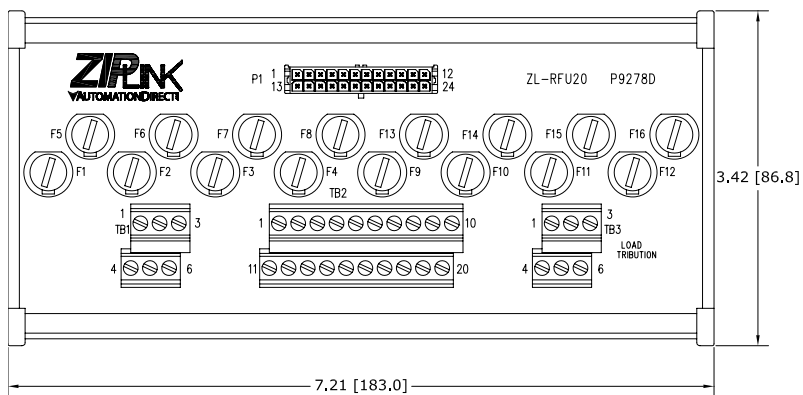


Note: See wiring details and dimensional drawings on our Web site at:
<http://www.automationdirect.com/static/manuals/ziplinks/ziplinks.html>.

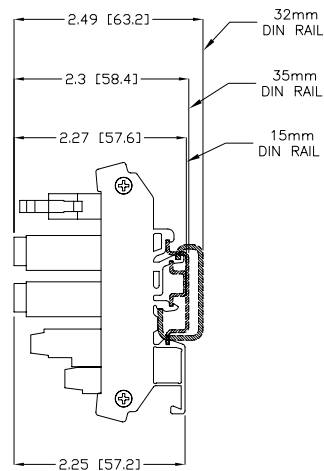
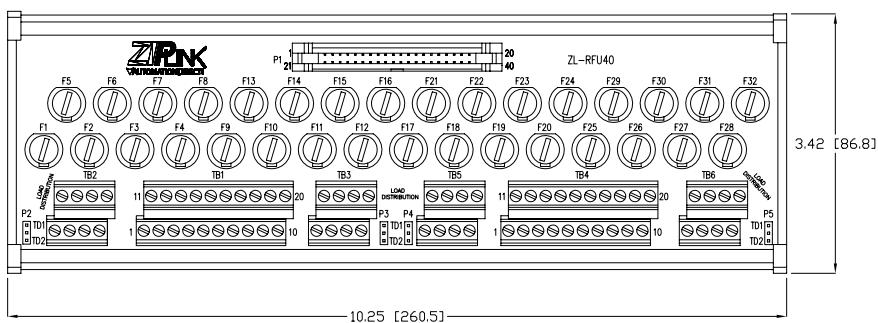


Module Dimensions

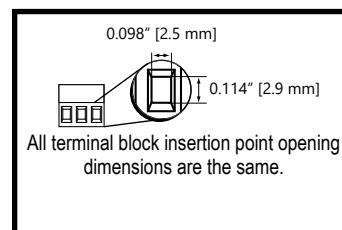
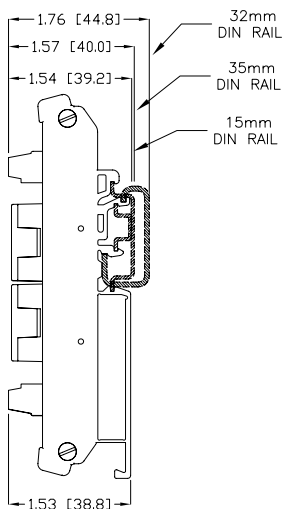
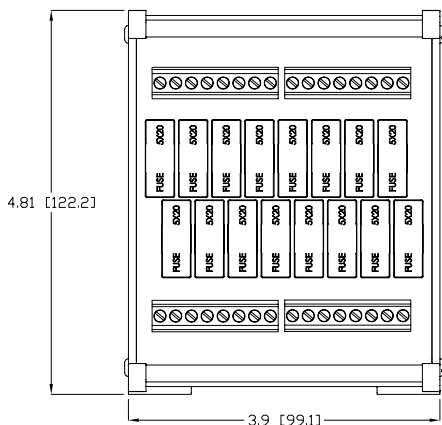
ZL-RFU20



ZL-RFU40



ZL-FUSE-16



All terminal block insertion point opening dimensions are the same.



Specialty Modules

ZIPLink Specialty Modules Selector			
ZIPLink			
Module	Type	Module Part No.	Cable Part No. (optional)
24VDC Stand-Alone Relay	Single-Socket Relay	ZL-RLS1-24	N/A
	Four Socket-Relay	ZL-RLS4-24	
120VAC Stand-Alone Relay	Single-Socket Relay	ZL-RLS1-120	
	Four-Socket Relay	ZL-RLS4-120	
250V AC/DC Max.	16-point, Fused Block	ZL-FUSE-16	
24VDC Transorb	8-Channel	ZL-TSD8-24	
120VAC Transorb	8-Channel	ZL-TSD8-120	
240V AC/DC Max.	40-Point Power/Common	ZL-RTB-COM	
D-Sub Feedthrough	9-pin Male & Female D-Subs to Terminal Blocks	ZL-RTB-DB09	ZL-DB9-CBL-2
	15-pin Male & Female D-Subs to Terminal Blocks	ZL-RTB-DB15	ZL-DB15-CBL-2
	25-pin Male & Female D-Subs to Terminal Blocks	ZL-RTB-DB25	ZL-DB25-CBL-2
RJ12 Feedthrough	6-pin RJ12 to Terminal Block	ZL-RTB-RJ12	ZL-RJ12-CBL-2
RJ45 Feedthrough	8-pin RJ45 to Terminal Block	ZL-RTB-RJ45	N/A
Comm Port Adapters	15-pin HD D-Sub to Terminal Block	ZL-CMA15	
	15-pin HD D-Sub to Terminal Block with LED Indicators	ZL-CMA15L	
Comm Distribution	4-Port RJ12 to Terminal Block	ZL-CDM-RJ12X4	
	10-Port RJ12 to Terminal Block	ZL-CDM-RJ12X10	
Feedthrough Module (SureServo I/O)	50-pin to Terminal Blocks	ZL-RTB50	ZL-SVC-50CBL *

* Select the cable length by replacing the * with: Blank = 0.5m, -1 = 1.0m, or -2 = 2.0m

