




# 24V DC-Powered Fused Relay Modules

DC-powered fused relay modules provide isolation, switch high current (8A) loads, and includes fused protection to prevent voltage spikes at the relay coil from damaging connected 16-point PLC I/O modules. Relays are included with these modules.

Modules mount on 35mm DIN rail (part #DN-R35S1) or 15mm DIN rail (part #DN-R15S1).



**ZL-RRL16F-24-1**



**ZL-RRL16F-24-2**

Specifications								
24V DC-Powered Fused Relay Module	Part #	Pcs/Pkg	Price/Pkg	Weight (lbs)	Part #	Pcs/Pkg	Price/Pkg	Weight (lbs)
		<a href="#">ZL-RRL16F-24-1</a>	1	\$280.00	2.05	<a href="#">ZL-RRL16F-24-2</a>	1	\$280.00
<b>Description</b>	16 Fused Output Relay module, sinking, with LEDs, 24VDC coil				16 Fused Output Relay module, sourcing, with LEDs, 24VDC coil			
<b>Mechanical Life</b>	1,000,000 Operations no load condition							
<b>Electrical Life</b>	1,000,000 Operations at rated resistive load							
<b>Operating Frequency</b>	6 cycles per minute electrical, 180 cycles per minute mechanical							
<b>Isolation Coil to Contact</b>	2500VAC for 1 minute							
<b>Isolation NC Contact to NO Contact</b>	1000VAC for 1 minute							
<b>Isolation Between Relays</b>	1000VAC for 1 minute							
<b>Red LED Indicator State Relay</b>	ON = relay energized, OFF = relay de-energized				ON = relay de-energized, OFF = relay energized			
<b>Operating Temperature Range</b>	32 to 140°F (0 to 60°C)							
<b>Humidity Range</b>	45 to 85% RH							
<b>Vibration Resistance</b>	10 to 55 Hz dual amplitude width 1.5 mm							
<b>Shock Resistances</b>	1000m/s <sup>2</sup> endurance, 100m/s <sup>2</sup> operation							
<b>Terminal Block Contacts</b>	Copper alloy, tin-lead plated							
<b>Wire Range *</b>	12–24 AWG Solid or Stranded Conductor							
<b>Wire Strip Length</b>	0.24–0.27 in (6–7 mm)							
<b>Screw Torque</b>	4.4 in-lbs (0.5 N-m)							
<b>Connector Type</b>	Molex Micro-Fit 3.0, 24-pin connector, example receptacle 43020-2400, Pins 43031 Series, Male							
<b>Replacement Relays</b>	<a href="#">ZL-RELAY-24X4</a> , Qty. 4/pkg							
<b>Fuses (Sold Separately)</b>	Sixteen 5x20mm, 250V							
<b>Replacement Fuses</b>	See Edison 5x20mm Glass Fuse section, range up to Max. 10							
<b>Cable/Wire Clearance</b>	0.5 in (12.7 mm)							
<b>Approvals</b>	File # E139594 UL, cUL 508, CE, EN61131-2:2007							

Relay Specifications **			
Contact		Coil	
<b>Current Rating</b>	30VDC @ 8A, 250VAC @ 8A, General Use	<b>Input Voltage Rating</b>	24VDC (-20%/+30%)
<b>Contact Type</b>	1 Form C (SPDT)	Maximum Continuous Coil Voltage	31.2 VDC
<b>Contact Voltage (per point) *</b>	250VAC/30VDC	Rated Current per Coil	16.7 mA (±10%) @ 24VDC
<b>Maximum Power Inductive</b>	2000VA General Use	Coil Resistance	1440Ω (±10%)
<b>Maximum Power Resistive</b>	AC 2000VA, DC 240W	Power Consumption per Coil	0.4 W
<b>Maximum Switching Voltage</b>	250VAC, 300VDC	Total Coil Supply Current Max.	400mA (Total 16 relays)
<b>Minimum Load</b>	10mA @ 5VDC	Pick Up Current Max. per Coil	15mA
<b>Contact Resistance</b>	100mΩ Max @ 1A, 6VDC	Drop-Out Voltage Min.	1.2 VDC
<b>Contact Capacity</b>	5FLA/30LRA, 250VAC, 1/2 HP, 250VAC, Pilot Duty B300-C300	Pick-Up Voltage Max.	19.2 VDC
<b>Contact Material</b>	AgNi (Silver Nickel Alloy)	Off to On/On to Off Response Time	12ms/8ms

\* Use conductors rated for 60°/75°C for relay outputs.

\*\* Relay modules are reverse polarity protected and will not operate if reverse voltage is connected.

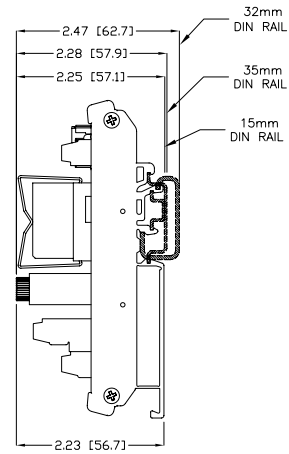
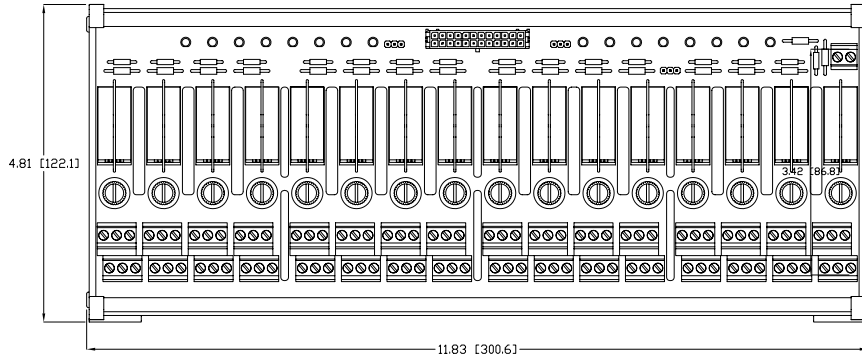


**Note:** See wiring details and dimensional drawings on our Web site at: <http://www.automationdirect.com/static/manuals/ziplinks/ziplinks.html>.

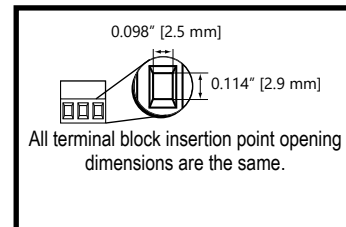
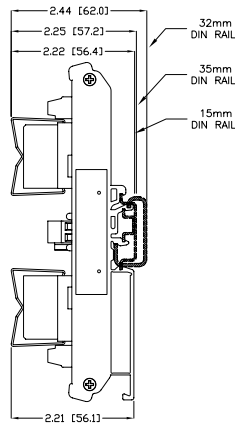
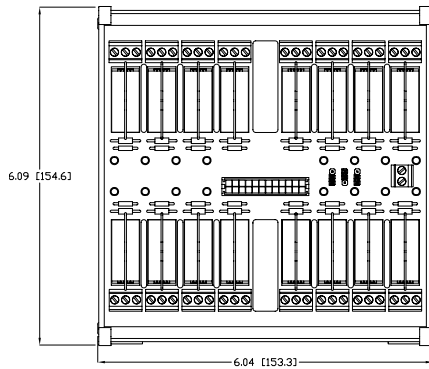


# Module Dimensions

## ZL-RRL16F-24-1 ZL-RRL16F-24-2



## ZL-RRL16W-24-1 ZL-RRL16W-24-2



**Note:** Dimensions shown in Inches [mm]



# Accessories

## Replacement Relays

Replacement relays are offered with a 24VDC coil or 120VAC coil and are for use with the **ZIPLink** relay modules.

Sold in packages of 4.



**ZL-RELAY-24X4**  
\$21.50



**ZL-RELAY-120X4**  
\$29.00

24VDC Relay Specifications			
Contact		Coil	
<b>Current Rating</b>	30VDC @ 10A 250VAC @ 8A General Use	<b>Input Voltage Range</b>	24VDC (-20%/+30%)
		<b>Maximum Continuous Coil Voltage</b>	31.2 VDC
<b>Contact Type</b>	1 Form C (SPDT)	<b>Rated Current per Coil</b>	16.7 mA (±10%) @ 24VDC
<b>Contact Voltage (per point)</b>	250VAC/30VDC	<b>Coil Resistance</b>	1440Ω (±10%)
<b>Maximum Power Inductive</b>	2000VA General Use	<b>Power Consumption per Coil</b>	0.4 W
<b>Maximum Power Resistive</b>	AC 2000VA, DC 300W	<b>Pick Up Current Max. per Coil</b>	15mA
<b>Maximum Switching Voltage</b>	250VAC, 110VDC	<b>Drop-Out Voltage Min.</b>	1.2 VDC
<b>Minimum Load</b>	10mA @ 5VDC	<b>Pick-Up Voltage Max.</b>	19.2 VDC
<b>Contact Resistance</b>	100mΩ Max @ 1A, 6VDC	<b>Off to On/On to Off Response Time</b>	12ms/8ms
<b>Contact Material</b>	AgNi (Silver Nickel Alloy)	<b>Weight (lbs)</b>	0.11
120VAC Relay Specifications			
Contact		Coil	
<b>Current Rating</b>	30VDC @ 10A 250VAC @ 8A General Use	<b>Input Voltage Range</b>	115VAC (-20%/+30%), 50–60Hz
		<b>Maximum Continuous Coil Voltage</b>	150VAC
<b>Contact Type</b>	1 Form C (SPDT)	<b>Rated Current per Coil</b>	7.65 mA (±10%) @ 115VAC 50Hz
<b>Contact Voltage (per point)</b>	250VAC/30VDC		6.30 mA (±10%) @ 115VAC 60Hz
<b>Maximum Power Inductive</b>	2000VA General Use	<b>Coil Resistance</b>	8100Ω (±10%)
<b>Maximum Power Resistive</b>	AC 2000VA, DC 300W	<b>Power Consumption per Coil</b>	0.88 W @ 50Hz 0.73 W @ 60Hz
<b>Maximum Switching Voltage</b>	250VAC, 110VDC	<b>Drop-Out Voltage Min.</b>	34.5 VAC
<b>Minimum Load</b>	10mA @ 5VDC	<b>Pick-Up Voltage Max.</b>	92VAC
<b>Contact Resistance</b>	100mΩ Max @ 1A, 6VDC	<b>Off to On / On to Off Response Time</b>	12ms/8ms
<b>Contact Material</b>	AgNi (Silver Nickel Alloy)	<b>Weight (lbs)</b>	0.11

## Installation Accessories

Accessories			
	Part #	Pcs/Pkg	Price/Pkg
<b>DIN Rail</b>	DN-R35S1	10	\$39.00
<b>Angled Support Bracket</b>	DN-ASB1	50	\$107.00
<b>End Bracket</b>	DN-EB35	50	\$67.00



# Accessories

## Replacement Relays

Replacement 24VDC relays are offered for use with the **ZIPLink** relay modules [ZL-RRL16F-24-1/-2](#).

Sold in packages of 4.



**ZL-RELAY-F24X4**  
**\$24.00**

<b>ZL-RELAY-F24x4 24VDC Relay Specifications</b>			
<b>Contact</b>		<b>Coil</b>	
<b>Current Rating</b>	30VDC @ 8A 250VAC @ 8A General Use	<b>Input Voltage Range</b>	24VDC (-20%/+30%)
		<b>Maximum Continuous Coil Voltage</b>	31.2 VDC
<b>Contact Type</b>	1 Form C (SPDT)	<b>Rated Current per Coil</b>	16.7 mA (±10%) @ 24VDC
<b>Contact Voltage (per point)</b>	250VAC / 30VDC	<b>Coil Resistance</b>	1440Ω (±10%)
<b>Maximum Power Inductive</b>	2000VA General Use	<b>Power Consumption per Coil</b>	0.4 W
<b>Maximum Power Resistive</b>	AC 2000VA, DC 240W	<b>Pick Up Current Max. per Coil</b>	15mA
<b>Maximum Switching Voltage</b>	250VAC, 300VDC	<b>Drop-Out Voltage Min.</b>	1.2 VDC
<b>Minimum Load</b>	10mA @ 5VDC	<b>Pick-Up Voltage Max.</b>	19.2 VDC
<b>Contact Resistance</b>	100mΩ Max @ 1A, 6VDC	<b>Off to On/On to Off Response Time</b>	12ms/8ms
<b>Contact Material</b>	AgNi (Silver Nickel Alloy)	<b>Weight (lbs)</b>	0.11