

ZIPLINK[®] Fuse Modules

AUTOMATIONDIRECT

ZIPLink reduced-width stand-alone fuse module. Use with Productivity, Do-more, CLICK, DL05/06/205/305/405 PLCs.

Modules mount on 35mm DIN rail (part #DN-R35S1) or 15mm DIN rail (part #DN-R15S1).



ZL-FUSE-16

ZL-FUSE-16 Specifications

| Fuse Module | Part # | Pcs/ Pkg | Price/Pkg | Weight (lbs) |
|---|---|-------------|-----------------|--------------|
| | ZL-FUSE-16 | 1 | \$141.00 | 0.47 |
| Description | 16-point fuse connector module | | | |
| Operation Voltage | 0–250 V AC/DC (-10%/+20%) | | | |
| UL Rated Current | 5A/250V per point | | | |
| Maximum Current per Circuit | 8A | | | |
| Fuse Size (Not Included)* | Sixteen 5x20 mm | | | |
| Terminal Block Contacts | Copper alloy, tin-lead plated | | | |
| Wire Range (Rated Cross Section) | 12-24 AWG Solid or Stranded Copper Conductor (2.5 mm ²) | | | |
| Wire Strip Length | 0.24–0.27 in (6–7 mm) | | | |
| Screw Torque | 4.4 in·lbs (0.5 N·m) | | | |

* Fuses not supplied. See AutomationDirect GMA, GMC, or S500 fuses.

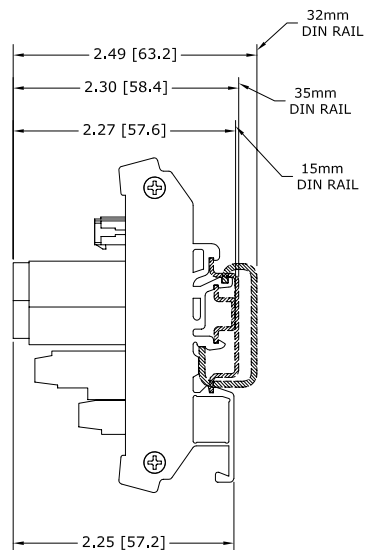
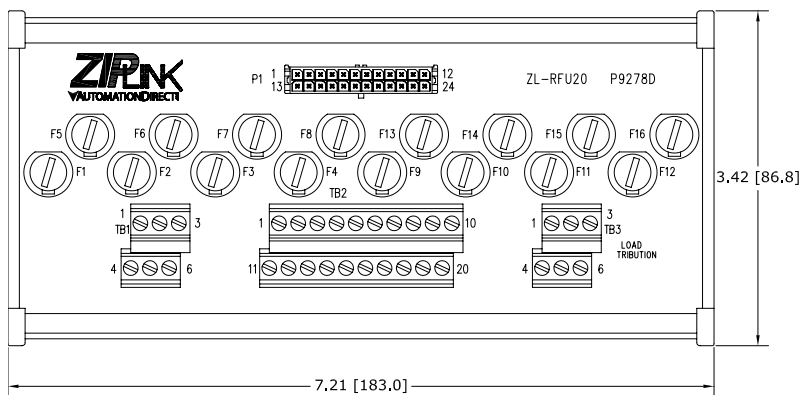


Note: See wiring details and dimensional drawings on our Web site at:
<http://www.automationdirect.com/static/manuals/ziplinks/ziplinks.html>.

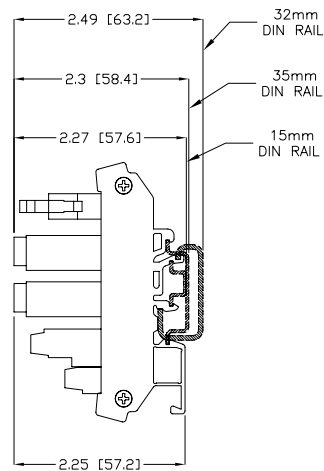
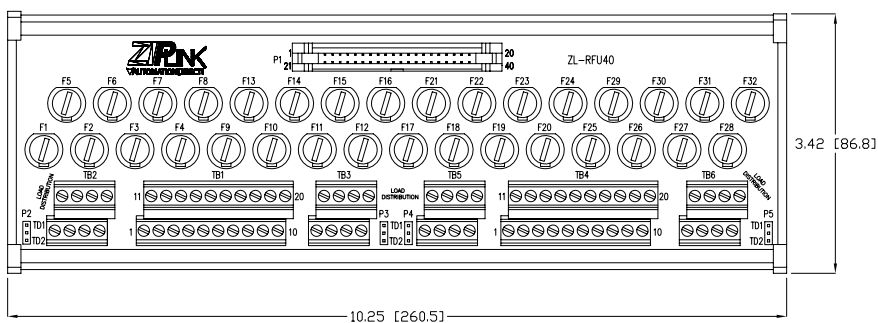
ZIP LINK[®] Module Dimensions

AUTOMATIONDIRECT[®]

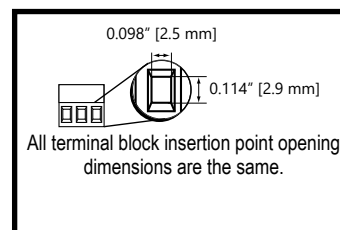
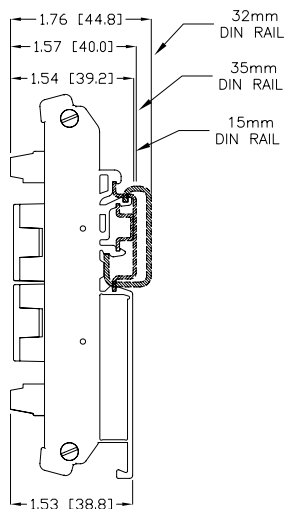
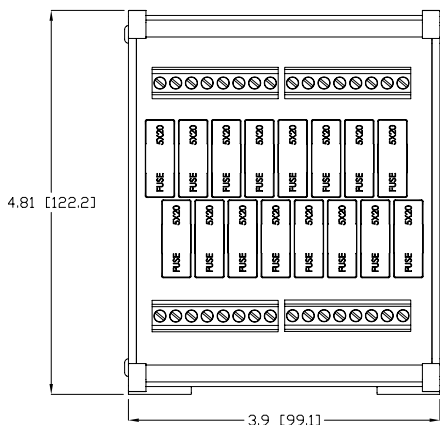
ZL-RFU20



ZL-RFU40



ZL-FUSE-16



Note: Dimensions shown in Inches [mm]