



Sensor Input Modules

LED modules provide simple and logical termination for 3-wire sensors or other devices. These modules offer visual LED indication of device input status for quick troubleshooting. The LED/sensor modules are available in 16 and 32-point versions.

Modules mount on 35mm DIN rail (part #DN-R35S1) or 15mm DIN rail (part #DN-R15S1).



ZL-LTB16-24-1



ZL-LTB32-24-1

Specifications								
Sensor Input Modules	Part #	Pcs/ Pkg	Price/Pkg	Weight (lbs)	Part#	Pcs/ Pkg	Price/Pkg	Weight (lbs)
	ZL-LTB16-24-1	1	\$105.00	0.49	ZL-LTB32-24-1	1	\$168.00	0.99
Description *	16-point, 24VDC Sensor Input Module with LEDs				32-point, 24VDC Sensor Input Module with LEDs			
Maximum Voltage	50 VAC/VDC (-10%/+20%)							
UL Voltage Rating	0-30 VAC/VDC (-10%/+20%)							
Nominal Current per Input	I/O module max. input current per point plus 2mA for LED indicator							
Maximum Current per Input	500mA							
Maximum Current per Power Group (P1, P2, P3, or P4)	4A							
Operating Temperature Range	32 to 140°F (0 to 60°C)							
LED Indicator Circuit	2mA @ 24VDC per LED							
Terminal Block Contacts	Copper alloy, tin-lead plated							
Wire Range (Rated Cross Section)	12-24 AWG Solid or Stranded Copper Conductor (2.5 mm ²)							
Wire Strip Length	0.24-0.27 in (6-7 mm)							
Screw Torque	4.4 in-lbs (0.5 N·m)							
Connector Type	Molex Micro-Fit 3.0, 24 pin connector Example: Receptacle 43020-2400 Pins 43031 Series, Male				3M 34000 Series IDC Connector, strain relief is required to latch to header. Example: Socket 3417-7640, Strain relief 3448-3040			
Connecting Cables (Sold Separately)	Click on link: Wiring Selection Guides . Click on link: Connection Cable Specifications Tables .							
Cable/Wire Clearance	Minimum requirement: 0.5 in (12.7 mm)							
Mounting Restrictions	None							
Approvals	File # E139594, UL, cUL, CE, EN 61131-2:2007							

*Connecting cables are for internal wiring only.

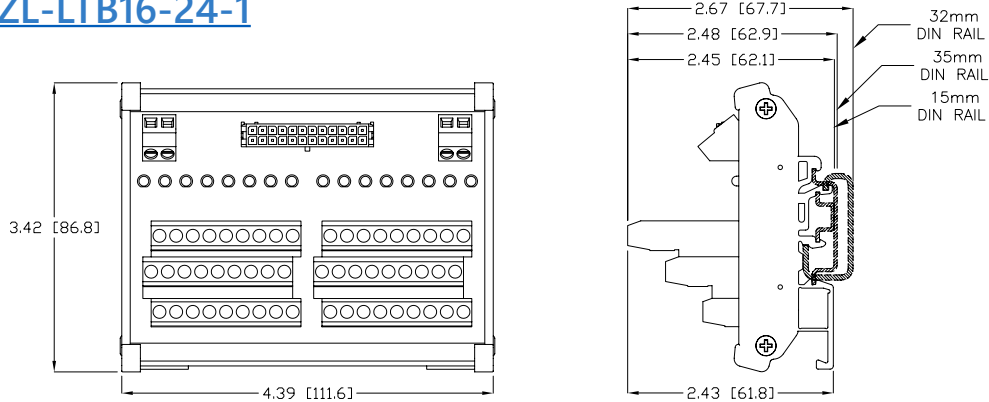


Note: See wiring details and dimensional drawings on our Web site at:
<http://www.automationdirect.com/static/manuals/ziplinks/ziplinks.html>.

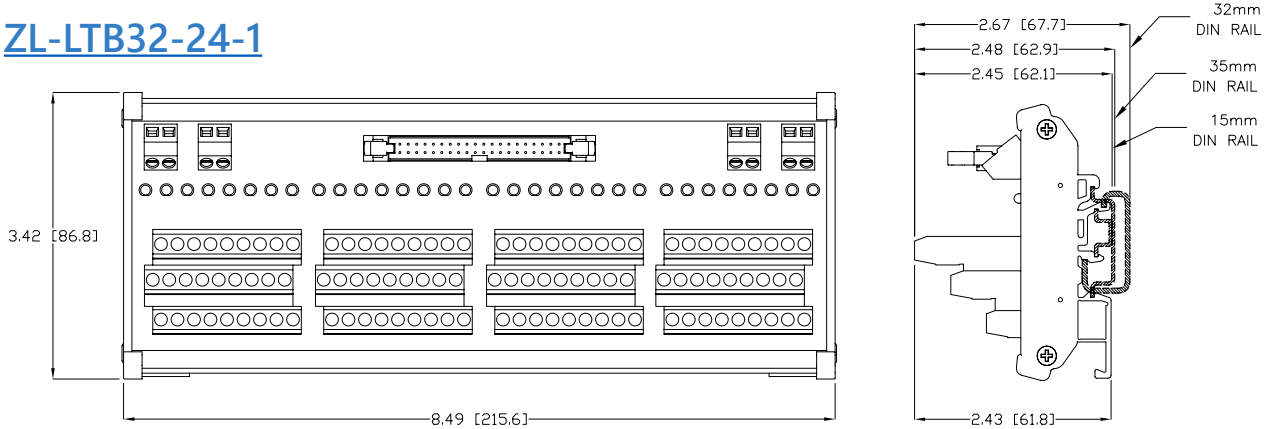


Module Dimensions

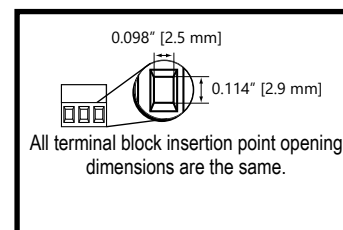
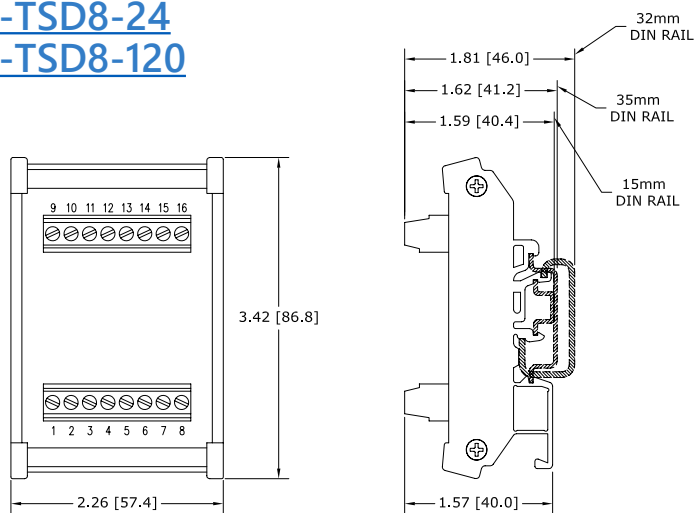
ZL-LTB16-24-1



ZL-LTB32-24-1



ZL-TSD8-24 ZL-TSD8-120



Note: Dimensions shown in Inches [mm]