



# Sensor Input Modules

LED modules provide simple and logical termination for 3-wire sensors or other devices. These modules offer visual LED indication of device input status for quick troubleshooting. The LED/sensor modules are available in 16 and 32-point versions.

Modules mount on 35mm DIN rail (part #DN-R35S1) or 15mm DIN rail (part #DN-R15S1).



**ZL-LTB16-24-1**



**ZL-LTB32-24-1**

Specifications								
Sensor Input Modules	Part #	Pcs/Pkg	Price/Pkg	Weight (lbs)	Part#	Pcs/Pkg	Price/Pkg	Weight (lbs)
	<u>ZL-LTB16-24-1</u>	1	\$105.00	0.49	<u>ZL-LTB32-24-1</u>	1	\$168.00	0.99
<b>Description *</b>	16-point, 24VDC Sensor Input Module with LEDs				32-point, 24VDC Sensor Input Module with LEDs			
<b>Maximum Voltage</b>	50 VAC/VDC (-10%/+20%)							
<b>UL Voltage Rating</b>	0-30 VAC/VDC (-10%/+20%)							
<b>Nominal Current per Input</b>	I/O module max. input current per point plus 2mA for LED indicator							
<b>Maximum Current per Input</b>	500mA							
<b>Maximum Current per Power Group (P1, P2, P3, or P4)</b>	4A							
<b>Operating Temperature Range</b>	32 to 140°F (0 to 60°C)							
<b>LED Indicator Circuit</b>	2mA @ 24VDC per LED							
<b>Terminal Block Contacts</b>	Copper alloy, tin-lead plated							
<b>Wire Range (Rated Cross Section)</b>	12-24 AWG Solid or Stranded Copper Conductor (2.5 mm <sup>2</sup> )							
<b>Wire Strip Length</b>	0.24-0.27 in (6-7 mm)							
<b>Screw Torque</b>	4.4 in-lbs (0.5 N·m)							
<b>Connector Type</b>	Molex Micro-Fit 3.0, 24 pin connector Example: Receptacle 43020-2400 Pins 43031 Series, Male				3M 34000 Series IDC Connector, strain relief is required to latch to header. Example: Socket 3417-7640, Strain relief 3448-3040			
<b>Connecting Cables (Sold Separately)</b>	Click on link: <a href="#">Wiring Selection Guides</a> . Click on link: <a href="#">Connection Cable Specifications Tables</a> .							
<b>Cable/Wire Clearance</b>	Minimum requirement: 0.5 in (12.7 mm)							
<b>Mounting Restrictions</b>	None							
<b>Approvals</b>	File # E139594, UL, cUL, CE, EN 61131-2:2007							

\*Connecting cables are for internal wiring only.

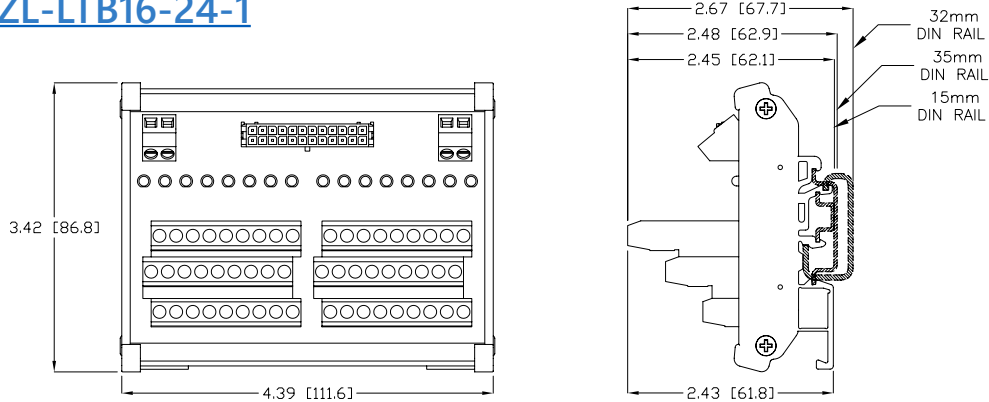


**Note:** See wiring details and dimensional drawings on our Web site at: <http://www.automationdirect.com/static/manuals/ziplinks/ziplinks.html>.

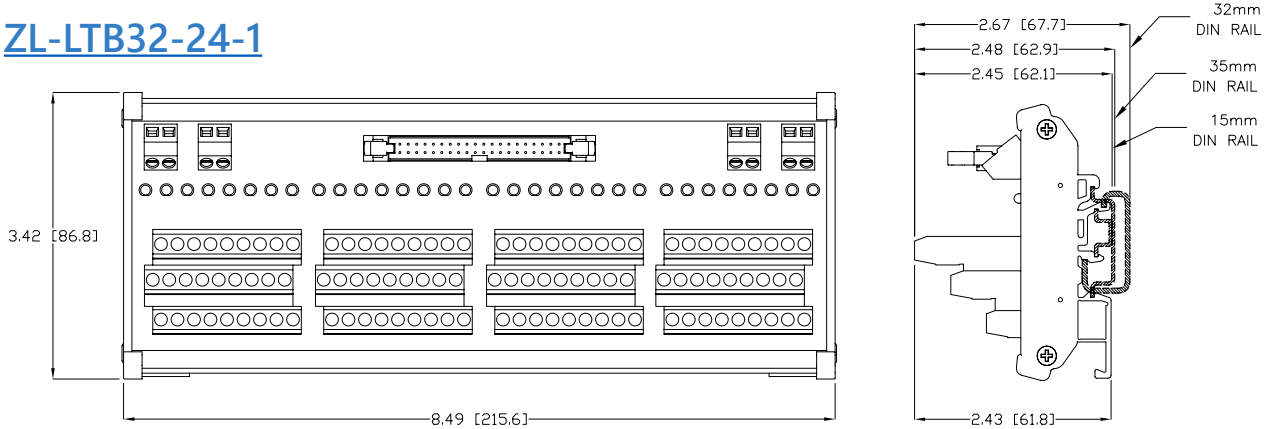


# Module Dimensions

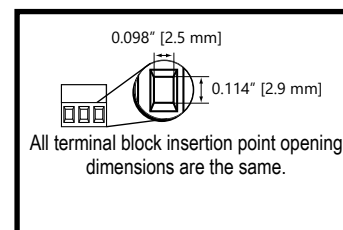
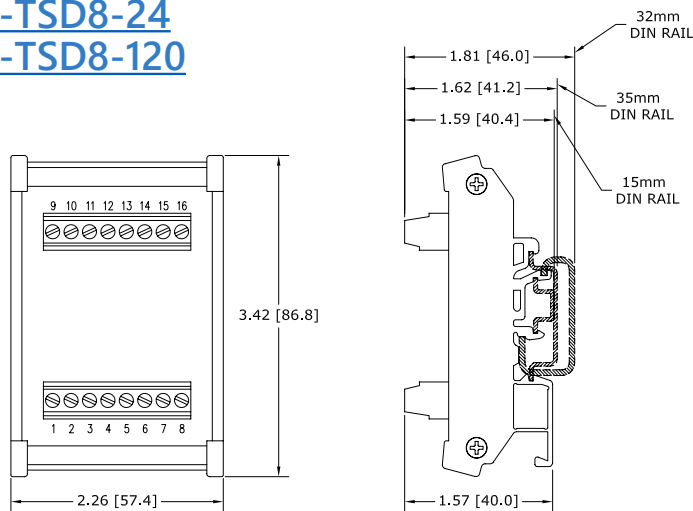
## ZL-LTB16-24-1



## ZL-LTB32-24-1



## ZL-TSD8-24 ZL-TSD8-120



Note: Dimensions shown in Inches [mm]