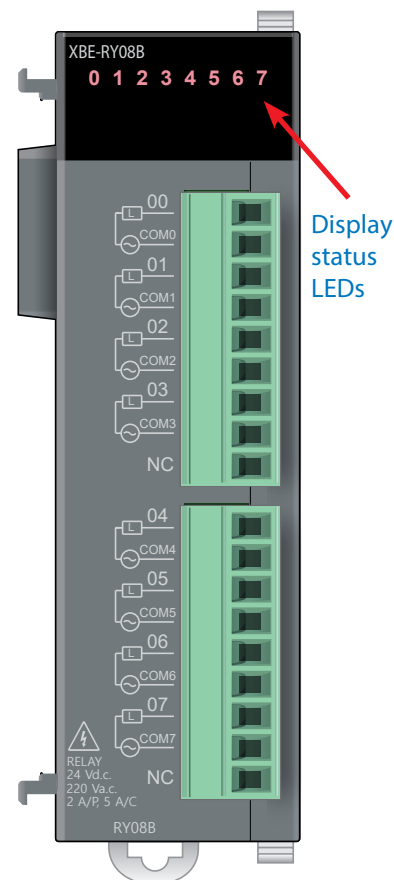


## XBE-RY08B Digital Output Module

Part Number	Price	Classification	Description	Drawing
<b>XBE-RY08B</b>	\$95.00	Digital Output	LS Electric XGB relay output module, 8-point, 125 VDC/250 VAC, (8) Form A, 8 isolated common(s), 1 point(s) per common, 2A/point. Removable terminal blocks included.	PDF

General Specifications		XBE-RY08B
Output Point		8 point
Insulation Method		Relay insulation
Rated Load Voltage		24VDC (resistive load) / 220VAC (COS $\Psi$ =1)
Rated Load Current		2A
Minimum Load Voltage/Current		5VDC / 1mA
Maximum Load Voltage		250VAC, 124VDC
Off-leakage Current		0.1 mA (220VAC, 60Hz)
Maximum On/Off Frequency		3,600 times/hour
Over Voltage Protection		None
Service Life	Mechanical	20 million times or more
	Electrical	Rated load voltage / current 100,000 times or more
		200VAC / 1.5 A, 240VAC / 1A (COS $\Psi$ =0.7) 100,000 times or more
		200VAC / 1A, 240VAC / 0.5 A (COS $\Psi$ =0.35) 100,000 times or more
Response Time	Off $\rightarrow$ On	10ms or less
	On $\rightarrow$ Off	12ms or less
Common Method		1 point / COM
Proper Cable Size		Standard cable 0.3–0.75 mm <sup>2</sup> (external diameter 2.8 mm or less)
Current Consumption		230mA (when all point ON)
Operation Indicator		Output ON, LED ON
External Connection Method		9 point terminal block connector x 2
Weight		81g



## XBE-RY08B - Digital I/O Module Configuration

### Direct Variables

The base rack slot number determines the Direct Variable name for the module. Each slot is automatically allocated 64 input points and 64 output points. See the chart below for the actual input direct variable assignments.

For Direct Variable nomenclature explanation, see [Direct Variable User Programming Memory](#).

Part Number	PLC Memory Allocation	Actual I/O Direct Variable
<b>XBE-RY08B</b>	Input: %IX0.z.0 – %IX0.z.63 Output: %QX0.z.0 – %QX0.z.63	%QX0.z.0 – %QX0.z.7

“z” denotes the module slot (2 to 8).

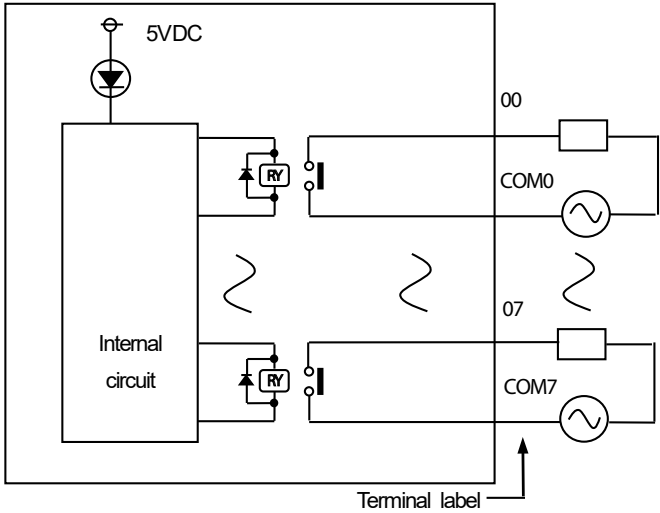
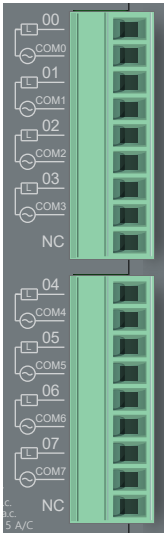
Follow the Quick start video to learn how to Register and Configure any Digital I/O Module.

[Digital Module Setup](#)



# XGB Digital Modules

## XBE-RY08B Digital Output Module Wiring

XBE-RY08B Circuit Configuration			
Circuit Configuration	Top TB Description	I/O Direct Variable	Terminal Block Image
	00	%QX0.z.0	
	COM0	—	
	01	%QX0.z.1	
	COM1	—	
	02	%QX0.z.2	
	COM2	—	
	03	%QX0.z.3	
	COM3	—	
	NC	—	
	Bottom TB Description	I/O Direct Variable	
	04	%QX0.z.4	
	COM4	—	
	05	%QX0.z.5	
	COM5	—	
	06	%QX0.z.6	
	COM6	—	
	07	%QX0.z.7	
	COM7	—	
	NC	—	

Note: In the I/O Direct Variable name, z=slot number.

## Environmental Specifications, all XGB Series Modules

Item				Specification	Reference
Ambient Operating Temperature				0–55°C (32–131°F)	–
Storage Temperature				-25–70°C (-13–158°F)	
Ambient Operating Humidity				5–95% relative humidity (non-condensing)	
Storage Humidity				5–95% relative humidity (non-condensing)	
Vibration <sup>1</sup>	Occasional Vibration	Frequency	5 ≤ f < 8.4 Hz	3.5 mm pulse width	IEC61131-3-2
			8.4 ≤ f < 150Hz	9.8 m/s <sup>2</sup> (1G)	
	Continuous Vibration		5 ≤ f < 8.4 Hz	1.75 mm pulse width	
			8.4 ≤ f < 150Hz	4.9 m/s <sup>2</sup> (0.5G)	
Shocks		Peak Acceleration	147 m/s <sup>2</sup> (15G)		
		Duration	11ms		
		Pulse Wave Type	Half-sine (3 times each direction per each axis)		
Noise Resistance	Square Wave Impulse Noise		1,500VAC 900VDC	LS Electric standard	
	Electrostatic Discharge		Voltage: 4kV (contact discharge)	IEC61131-3-2 IEC61000-4-2	
	Radiated Electromagnetic Field Noise		80–1,000 MHz, 10 V/m	IEC61131-3-2 IEC61000-4-3	
	Fast Transient / Burst Noise	Classification	Voltage	IEC61131-3-2 IEC61000-4-4	
		Power Supply	2kV		
		Digital/Analog Input/Output Communication Interface	1kV		
Environment				Free from corrosive gases and excessive dust	–
Attitude				Less than 2,000m	
Pollution Degree				Less than 2 (see note 2)	
Cooling Method				Air-cooling	

1 - Vibration of 10 times each direction (X, Y, and Z)

2 - Normally only nonconductive pollution occurs. Temporary conductivity caused by condensation is to be expected.



# XGB Series PLC Family

## Available I/O Modules

XGB Series I/O Modules									
Part Number	Price	Description	Digital Input	Digital Output	Analog Input	Analog Output	Motion	Bus Coupler Compatible	Smart Link Required
<b>Digital</b>									
<a href="#"><u>XBE-DC08A</u></a>	\$59.00	LS Electric XGB discrete input module, 8-point, 24 VDC, sinking/sourcing, 1 common(s), 8 point(s) per common. Removable terminal block included.	✓					✓	
<a href="#"><u>XBE-DC16A</u></a>	\$70.00	LS Electric XGB discrete input module, 16-point, 24 VDC, sinking/sourcing, 1 common(s), 16 point(s) per common. Removable terminal blocks included.	✓					✓	
<a href="#"><u>XBE-DC16B</u></a>	\$78.00	LS Electric XGB discrete input module, 16-point, 12-24 VDC, sinking/sourcing, 1 common(s), 16 point(s) per common. Removable terminal blocks included.	✓					✓	
<a href="#"><u>XBE-DC32A</u></a>	\$97.00	LS Electric XGB discrete input module, 32-point, 24 VDC, sinking/sourcing, 1 common(s), 32 point(s) per common. Requires XTB-40H terminal block and C40HH-xxSB-XBI cable.	✓					✓	✓
<a href="#"><u>XBE-AC08A</u></a>	\$88.00	LS Electric XGB discrete input module, 8-point, 120 VAC, 2 common(s), 4 point(s) per common. Removable terminal blocks included.	✓					✓	
<a href="#"><u>XBE-RY08A</u></a>	\$80.00	LS Electric XGB relay output module, 8-point, 125 VDC/250 VAC, (8) Form A, 1 common(s), 8 point(s) per common, 2A/point, 5A/common. Removable terminal block included.		✓				✓	
<a href="#"><u>XBE-RY08B</u></a>	\$95.00	LS Electric XGB relay output module, 8-point, 125 VDC/250 VAC, (8) Form A, 8 isolated common(s), 1 point(s) per common, 2A/point. Removable terminal blocks included.		✓				✓	
<a href="#"><u>XBE-RY16A</u></a>	\$110.00	LS Electric XGB relay output module, 16-point, 125 VDC/250 VAC, (16) Form A, 2 isolated common(s), 8 point(s) per common, 2A/point, 5A/common. Removable terminal blocks included.		✓				✓	
<a href="#"><u>XBE-TN08A</u></a>	\$60.00	LS Electric XGB discrete output module, 8-point, 12-24 VDC, sinking, 1 common(s), 8 point(s) per common, 0.5A/point, 2A/common. Removable terminal blocks included.		✓				✓	
<a href="#"><u>XBE-TN16A</u></a>	\$78.00	LS Electric XGB discrete output module, 16-point, 12-24 VDC, sinking, 1 common(s), 16 point(s) per common, 0.5A/point, 2A/common. Removable terminal blocks included.		✓				✓	
<a href="#"><u>XBE-TN32A</u></a>	\$109.00	LS Electric XGB discrete output module, 32-point, 12-24 VDC, sinking, 1 common(s), 32 point(s) per common, 0.2A/point, 2A/common. Requires XTB-40H terminal block and C40HH-xxSB-XBI cable.		✓				✓	✓
<a href="#"><u>XBE-TP08A</u></a>	\$62.00	LS Electric XGB discrete output module, 8-point, 12-24 VDC, sourcing, 1 common(s), 8 point(s) per common, 0.5A/point, 2A/common. Removable terminal blocks included.		✓				✓	
<a href="#"><u>XBE-TP16A</u></a>	\$88.00	LS Electric XGB discrete output module, 16-point, 12-24 VDC, sourcing, 1 common(s), 16 point(s) per common, 0.5A/point, 2A/common. Removable terminal blocks included.		✓				✓	
<a href="#"><u>XBE-TP32A</u></a>	\$93.00	LS Electric XGB discrete output module, 32-point, 12-24 VDC, sourcing, 1 common(s), 32 point(s) per common, 0.2A/point, 2A/common. Requires XTB-40H terminal block and C40HH-xxSB-XBI cable.		✓				✓	✓
<a href="#"><u>XBE-DN32A</u></a>	\$172.00	LS Electric XGB discrete combo module, Input: 16-point, 24 VDC, sinking/sourcing, Output: 16-point, 12-24 VDC, sinking, 0.2A/point, 2A/common. Requires XTB-40H terminal block and C40HH-xxSB-XBI cable.	✓	✓				✓	✓
<a href="#"><u>XBE-DR16A</u></a>	\$97.00	LS Electric XGB discrete combo module, Input: 8-point, 24 VDC, sinking/sourcing, Output: 8-point, 125 VDC/250 VAC, relay, (8) Form A (SPST) relays, 2A/point, 5A/common. Removable terminal blocks included.	✓	✓				✓	
<b>Motion</b>									
<a href="#"><u>XBF-PN04B</u></a>	\$199.00	LS Electric XGB 4-axis positioning module, EtherCAT Master, 1 high-speed input point(s), sinking/line driver (differential), 1-channel, differential and single-ended encoder input(s), (1) Ethernet 100Base-TX (RJ45) port(s). For use with LS Electric XEM-DxxxHx PLCs.					✓		
<a href="#"><u>XBF-PN08B</u></a>	\$229.00	LS Electric XGB 8-axis positioning module, EtherCAT Master, 1 high-speed input point(s), sinking/line driver (differential), 1-channel, differential and single-ended encoder input(s), (1) Ethernet 100Base-TX (RJ45) port(s). For use with LS Electric XEM-DxxxHx PLCs.					✓		
<a href="#"><u>XBF-HO02A</u></a>	\$176.00	LS Electric XGB counter input module, 200 kHz maximum switching frequency, 2 high-speed input point(s), 5-24 VDC, sinking, 2-channel, single-ended encoder input(s), 2 high-speed output point(s), 5-24 VDC, sinking, external 24 VDC required.					✓	✓	✓
<a href="#"><u>XBF-HD02A</u></a>	\$253.00	LS Electric XGB counter input module, 500 kHz maximum switching frequency, 2 high-speed input point(s), 5-24 VDC, sinking, 2-channel, differential encoder input(s), 2 high-speed output point(s), 5-24 VDC, sinking, external 24 VDC required.					✓	✓	✓

Note: See "Smart Link I/O System" on page tLSE-131 for the XTB-40H terminal block and cables. See "XGB PLC Replacement Terminals" on page tLSE-149 for replacement removable terminal blocks.

Continued on next page