



# ESW/PESW Non-Combination Enclosed Starters

**ESW-B9D15A-R23****PESW-B9D15AX-R57**

## Overview

WEG offers non-reversing and non-combination magnetic starters up to 75HP at 460VAC (105A). Featuring components that meet IEC design standards and UL horsepower ratings, incorporating WEG contactors and overload relays, the magnetic starters are ideal for protecting and operating motors, ensuring smooth operation year after year.

Metallic and non-metallic series are available:

- Metallic Type 1 – ESW Series
- Non-Metallic Type 4X – PESW Series

WEG ESW and PESW starters are pre-wired from the factory and recommended for all single- and three-phase applications where magnetic starters can be applied.

## Features

- High horsepower ratings in four compact sizes
- Fast acceleration and high initial torque
- Bimetallic overload relays – class 10
- Adjustable trip current
- Ambient temperature compensated
- Phase-loss sensitivity protection
- Selectable manual or automatic RESET
- Electrically isolated N.O.-N.C. auxiliary contacts
- Easy to install and setup

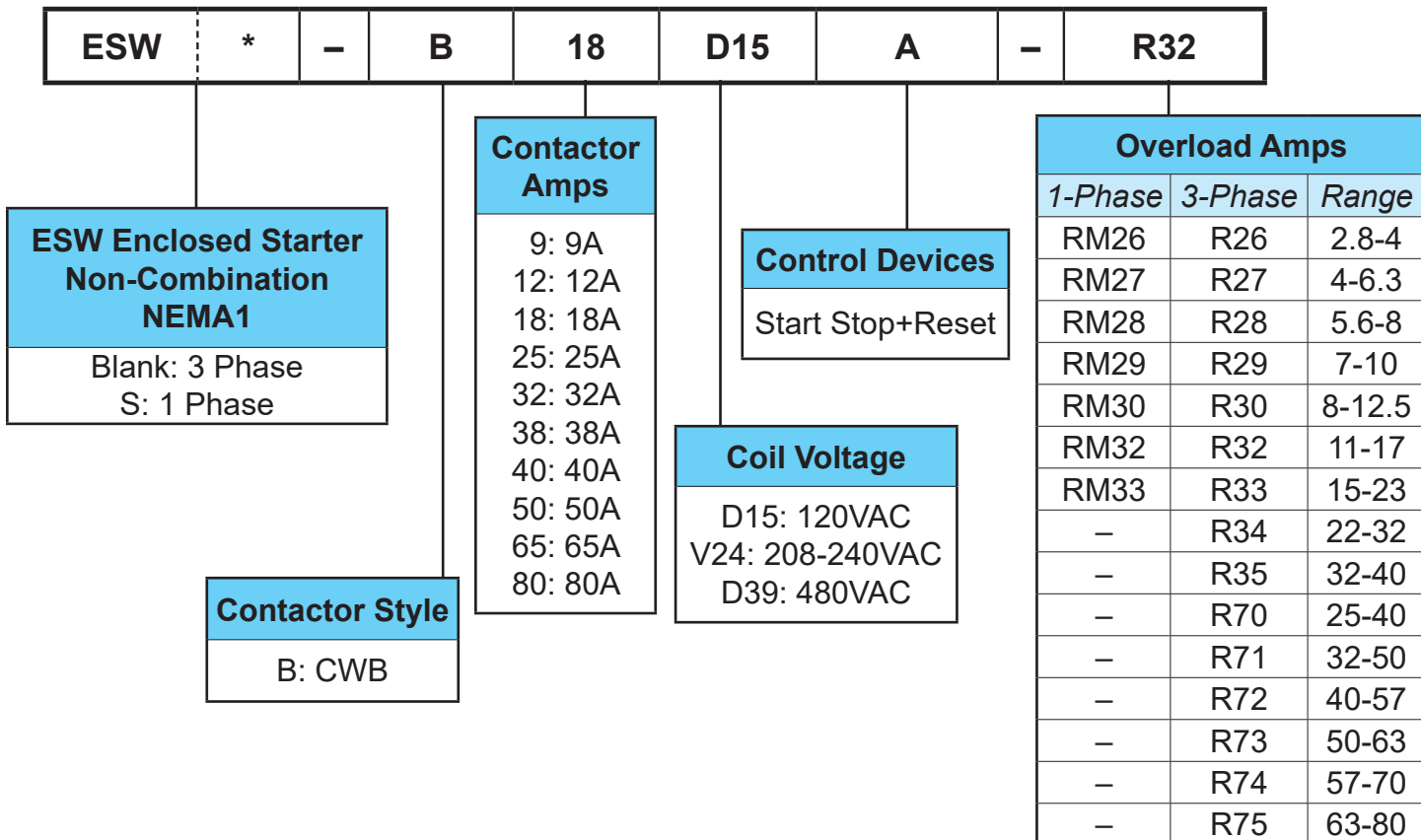


UL File No. E202315



# ESW/ESWS Non-Combination Enclosed Starters

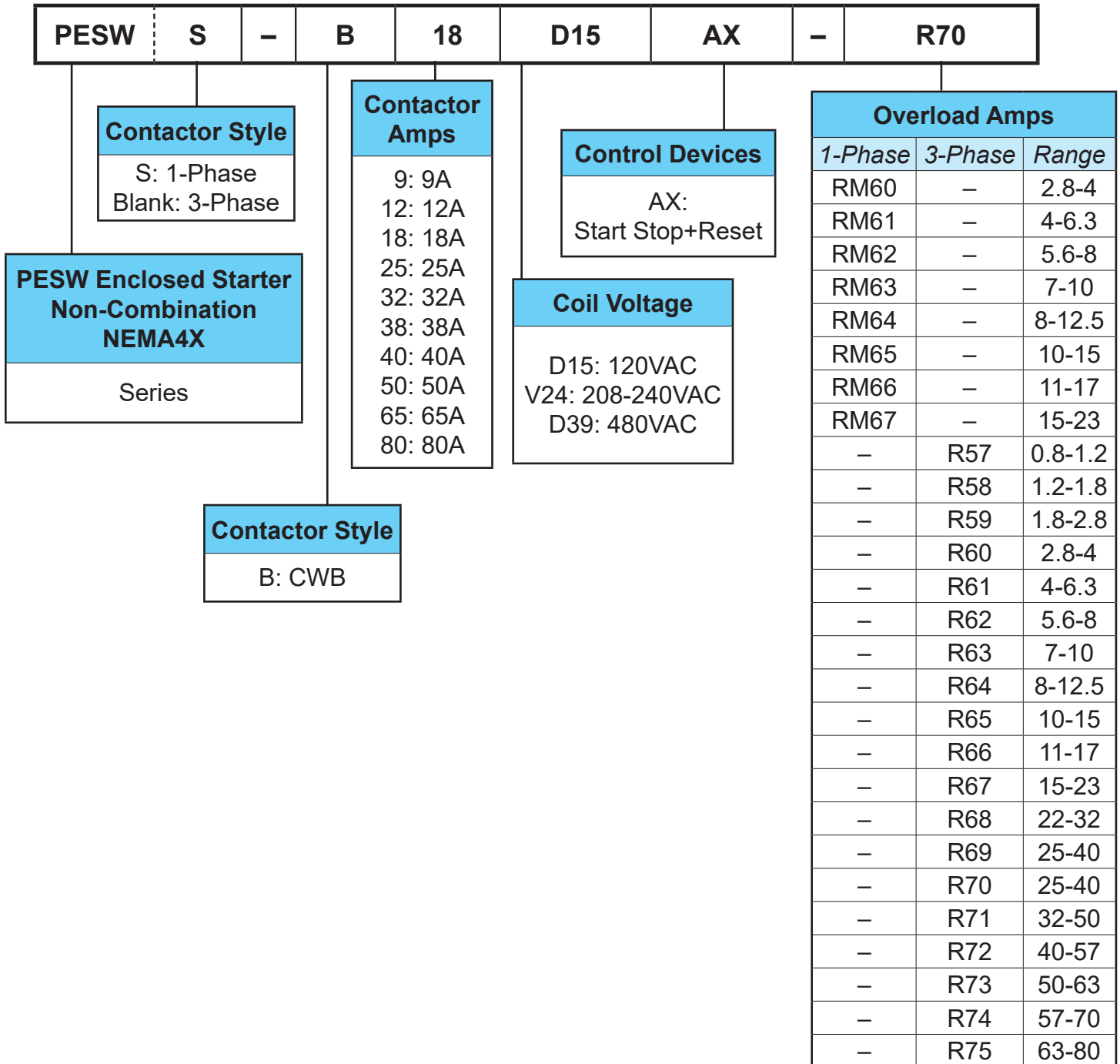
## ESW/ESWS Part Number Breakdown





# PESW/PESWS Non-Combination Enclosed Starters

## PESW/PESWS Part Number Breakdown





# ESW/ESWS Non-Combination Enclosed Starters

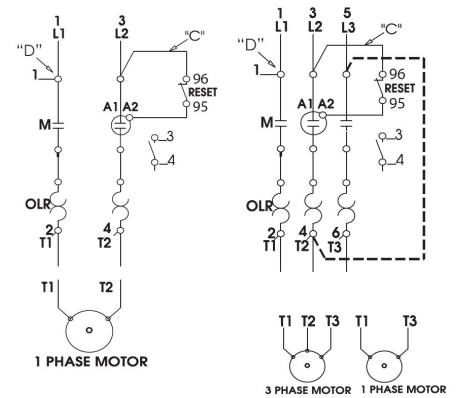


**ESW-B9D15A-R23**

## ESW Series Non-Combination Across The Line Starter – 3-Phase Enclosure Type-1 Selection Guide

START/STOP + RESET		Coil Voltage	Max. UL Horsepower				Box	Setting Range	Drawing
Part Number	Price		200V	230V	460V	575V			
<a href="#">ESW-B9D15A-R23</a>	\$115.00	120			1/2	1/2	M04	0.8 - 1.2	<a href="#">PDF</a>
<a href="#">ESW-B9V24A-R23</a>	\$115.00	208-240	-	-	1/2	1/2	M04	0.8 - 1.2	<a href="#">PDF</a>
<a href="#">ESW-B9D39A-R23</a>	\$115.00	480			1/2	1/2	M04	0.8 - 1.2	<a href="#">PDF</a>
<a href="#">ESW-B9D15A-R24</a>	\$115.00	120			3/4	1	M04	1.2 - 1.8	<a href="#">PDF</a>
<a href="#">ESW-B9V24A-R24</a>	\$115.00	208-240	-	-	3/4	1	M04	1.2 - 1.8	<a href="#">PDF</a>
<a href="#">ESW-B9D39A-R24</a>	\$115.00	480			3/4	1	M04	1.2 - 1.8	<a href="#">PDF</a>
<a href="#">ESW-B9D15A-R25</a>	\$115.00	120			1	2	M04	1.8 - 2.8	<a href="#">PDF</a>
<a href="#">ESW-B9V24A-R25</a>	\$115.00	208-240	1/2	1/2	1	2	M04	1.8 - 2.8	<a href="#">PDF</a>
<a href="#">ESW-B9D39A-R25</a>	\$115.00	480			1	2	M04	1.8 - 2.8	<a href="#">PDF</a>
<a href="#">ESW-B9D15A-R26</a>	\$115.00	120			3/4	3	M04	2.8 - 4.0	<a href="#">PDF</a>
<a href="#">ESW-B9V24A-R26</a>	\$115.00	208-240	3/4	3/4	3/4	3	M04	2.8 - 4.0	<a href="#">PDF</a>
<a href="#">ESW-B9D39A-R26</a>	\$115.00	480			3/4	3	M04	2.8 - 4.0	<a href="#">PDF</a>
<a href="#">ESW-B9D15A-R27</a>	\$115.00	120			1	5	M04	4.0 - 6.3	<a href="#">PDF</a>
<a href="#">ESW-B9V24A-R27</a>	\$115.00	208-240	1	1 1/2	1	5	M04	4.0 - 6.3	<a href="#">PDF</a>
<a href="#">ESW-B9D39A-R27</a>	\$115.00	480			1	5	M04	4.0 - 6.3	<a href="#">PDF</a>
<a href="#">ESW-B9D15A-R28</a>	\$115.00	120			2	5	M04	5.6 - 8.0	<a href="#">PDF</a>
<a href="#">ESW-B9V24A-R28</a>	\$115.00	208-240	2	2	2	5	M04	5.6 - 8.0	<a href="#">PDF</a>
<a href="#">ESW-B9D39A-R28</a>	\$115.00	480			2	5	M04	5.6 - 8.0	<a href="#">PDF</a>
<a href="#">ESW-B9D15A-R29</a>	\$115.00	120			2	7 1/2	M04	7.0 - 10	<a href="#">PDF</a>
<a href="#">ESW-B9V24A-R29</a>	\$115.00	208-240	2	3	2	7 1/2	M04	7.0 - 10	<a href="#">PDF</a>
<a href="#">ESW-B9D39A-R29</a>	\$115.00	480			2	7 1/2	M04	7.0 - 10	<a href="#">PDF</a>
<a href="#">ESW-B12D15A-R30</a>	\$123.00	120			3	10	M04	8.0 - 12.5	<a href="#">PDF</a>
<a href="#">ESW-B12V24A-R30</a>	\$123.00	208-240	3	3	3	10	M04	8.0 - 12.5	<a href="#">PDF</a>
<a href="#">ESW-B12D39A-R30</a>	\$123.00	480			3	10	M04	8.0 - 12.5	<a href="#">PDF</a>
<a href="#">ESW-B18D15A-R32</a>	\$133.00	120			3	15	M04	11 - 17	<a href="#">PDF</a>
<a href="#">ESW-B18V24A-R32</a>	\$133.00	208-240	3	5	3	15	M04	11 - 17	<a href="#">PDF</a>
<a href="#">ESW-B18D39A-R32</a>	\$133.00	480			3	15	M04	11 - 17	<a href="#">PDF</a>
<a href="#">ESW-B25D15A-R33</a>	\$149.00	120			5	15	M04	15 - 23	<a href="#">PDF</a>
<a href="#">ESW-B25V24A-R33</a>	\$149.00	208-240	5	7 1/2	5	15	M04	15 - 23	<a href="#">PDF</a>
<a href="#">ESW-B25D39A-R33</a>	\$149.00	480			5	15	M04	15 - 23	<a href="#">PDF</a>
<a href="#">ESW-B32D15A-R34</a>	\$161.00	120			10	25	M04	22 - 32	<a href="#">PDF</a>
<a href="#">ESW-B32V24A-R34</a>	\$161.00	208-240	10	10	10	25	M04	22 - 32	<a href="#">PDF</a>
<a href="#">ESW-B32D39A-R34</a>	\$161.00	480			10	25	M04	22 - 32	<a href="#">PDF</a>
<a href="#">ESW-B38D15A-R35</a>	\$190.00	120			10	-	M04	32-40	<a href="#">PDF</a>
<a href="#">ESW-B38V24A-R35</a>	\$190.00	208-240	10	-	10	-	M04	32-40	<a href="#">PDF</a>
<a href="#">ESW-B38D39A-R35</a>	\$190.00	480			10	-	M04	32-40	<a href="#">PDF</a>
<a href="#">ESW-B40D15A-R70</a>	\$205.00	120			10	25	M06	25 - 40	<a href="#">PDF</a>
<a href="#">ESW-B40V24A-R70</a>	\$205.00	208-240	10	10	10	25	M06	25 - 40	<a href="#">PDF</a>
<a href="#">ESW-B40D39A-R70</a>	\$205.00	480			10	25	M06	25 - 40	<a href="#">PDF</a>
<a href="#">ESW-B50D15A-R71</a>	\$214.00	120			10	40	M06	32 - 50	<a href="#">PDF</a>
<a href="#">ESW-B50V24A-R71</a>	\$214.00	208-240	10	15	10	40	M06	32 - 50	<a href="#">PDF</a>
<a href="#">ESW-B50D39A-R71</a>	\$214.00	480			10	40	M06	32 - 50	<a href="#">PDF</a>
<a href="#">ESW-B65D15A-R72</a>	\$227.00	120			15	50	M06	40 - 57	<a href="#">PDF</a>
<a href="#">ESW-B65V24A-R72</a>	\$227.00	208-240	15	20	15	50	M06	40 - 57	<a href="#">PDF</a>
<a href="#">ESW-B65D39A-R72</a>	\$227.00	480			15	50	M06	40 - 57	<a href="#">PDF</a>
<a href="#">ESW-B65D15A-R73</a>	\$239.00	120			15	50	M06	50 - 63	<a href="#">PDF</a>
<a href="#">ESW-B65V24A-R73</a>	\$239.00	208-240	15	20	15	50	M06	50 - 63	<a href="#">PDF</a>
<a href="#">ESW-B65D39A-R73</a>	\$239.00	480			15	50	M06	50 - 63	<a href="#">PDF</a>
<a href="#">ESW-B80D15A-R74</a>	\$252.00	120			20	-	M06	57 - 70	<a href="#">PDF</a>
<a href="#">ESW-B80V24A-R74</a>	\$252.00	208-240	20	25	20	-	M06	57 - 70	<a href="#">PDF</a>
<a href="#">ESW-B80D39A-R74</a>	\$252.00	480			20	-	M06	57 - 70	<a href="#">PDF</a>
<a href="#">ESW-B80D15A-R75</a>	\$264.00	120			-	50	M06	63 - 80	<a href="#">PDF</a>
<a href="#">ESW-B80V24A-R75</a>	\$264.00	208-240	-	25	-	50	M06	63 - 80	<a href="#">PDF</a>
<a href="#">ESW-B80D39A-R75</a>	\$264.00	480			-	50	M06	63 - 80	<a href="#">PDF</a>

### Single-phase Starter Three-phase Starter



#### Conversion to single-phase:

To convert to single-phase, add a jumper wire from L3 to T2 (follow the dotted line connection as shown above).

#### Separate Control

FOR SEPARATE CONTROL, REMOVE WIRES "C" AND "D" IF SUPPLIED AND CONNECT SEPARATE CONTROL LINES TO TERMINAL N° 96 ON THE OVERLOAD RELAY AND TO TERMINAL N° \_3 ON THE AUX. CONTACT BLOCK (FOR 3 WIRE CONTROL) OR TO THE CONTACTOR COIL N° A1 (FOR 2 WIRE CONTROL).

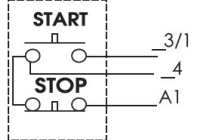
#### Pilot Devices

##### 2 Wire Control

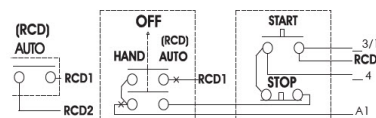


NOT FOR USE WITH AUTO RESET OL RELAYS.

##### 3 Wire Control



#### Hand-Off Auto Wire Control (For ESW Series Only)



Note: 3-phase starters can be wired for single-phase applications (see single-phase conversion diagrams).



# ESWS/PESWS Non-Combination Enclosed Starters

## ESWS Series Non-Combination Across The Line Starter – 1-Phase Enclosure Type-1 Selection Guide

START/STOP + RESET		Coil Voltage	Max. UL Horsepower		Box	Setting Range	Drawing
Part Number	Price		115V	230V			
<a href="#">ESWS-B9D15A-RM26</a>	\$100.00	120VAC	1/8	1/3	M04	2.8 - 4.0	<a href="#">PDF</a>
<a href="#">ESWS-B9V24A-RM26</a>	\$100.00	208-240 VAC					<a href="#">PDF</a>
<a href="#">ESWS-B9D15A-RM27</a>	\$100.00	120VAC	1/4	1/2	M04	4.0 - 6.3	<a href="#">PDF</a>
<a href="#">ESWS-B9V24A-RM27</a>	\$100.00	208-240 VAC					<a href="#">PDF</a>
<a href="#">ESWS-B9D15A-RM28</a>	\$100.00	120VAC	1/3	1	M04	5.6 - 8.0	<a href="#">PDF</a>
<a href="#">ESWS-B9V24A-RM28</a>	\$100.00	208-240 VAC					<a href="#">PDF</a>
<a href="#">ESWS-B9D15A-RM29</a>	\$100.00	120VAC	1/2	1.5	M04	7.0 - 10.0	<a href="#">PDF</a>
<a href="#">ESWS-B9V24A-RM29</a>	\$100.00	208-240 VAC					<a href="#">PDF</a>
<a href="#">ESWS-B12D15A-RM30</a>	\$114.00	120VAC	1/2	2	M04	8.0 - 12.5	<a href="#">PDF</a>
<a href="#">ESWS-B12V24A-RM30</a>	\$114.00	208-240 VAC					<a href="#">PDF</a>
<a href="#">ESWS-B18D15A-RM31</a>	\$119.00	120VAC	3/4	2	M04	10 - 15	<a href="#">PDF</a>
<a href="#">ESWS-B18V24A-RM31</a>	\$128.00	208-240 VAC					<a href="#">PDF</a>
<a href="#">ESWS-B18D15A-RM32</a>	\$119.00	120VAC	1	3	M04	11 - 17	<a href="#">PDF</a>
<a href="#">ESWS-B18V24A-RM32</a>	\$119.00	208-240 VAC					<a href="#">PDF</a>
<a href="#">ESWS-B25D15A-RM33</a>	\$124.00	120VAC	1.5	3	M04	15 - 23	<a href="#">PDF</a>
<a href="#">ESWS-B25V24A-RM33</a>	\$124.00	208-240 VAC					<a href="#">PDF</a>



[ESWS-B9D15A-RM26](#)

## PESWS Series Non-Combination Across The Line Starter – 1-Phase – Enclosure Type-4X Selection Guide

START/STOP + RESET		Coil Voltage	Max. UL Horsepower		Box	Setting Range	Drawing
Part Number	Price		115V	230V			
<a href="#">PESWS-B9D15AX-RM60</a>	\$66.00	120VAC	1/8	1/3	05	2.8 - 4.0	<a href="#">PDF</a>
<a href="#">PESWS-B9V24AX-RM60</a>	\$73.00	208-240 VAC					<a href="#">PDF</a>
<a href="#">PESWS-B9D15AX-RM61</a>	\$66.00	120VAC	1/4	1/2	05	4.0 - 6.3	<a href="#">PDF</a>
<a href="#">PESWS-B9V24AX-RM61</a>	\$73.00	208-240 VAC					<a href="#">PDF</a>
<a href="#">PESWS-B9D15AX-RM62</a>	\$73.00	120VAC	1/3	1	05	5.6 - 8.0	<a href="#">PDF</a>
<a href="#">PESWS-B9V24AX-RM62</a>	\$73.00	208-240 VAC					<a href="#">PDF</a>
<a href="#">PESWS-B9D15AX-RM63</a>	\$73.00	120VAC	1/2	1.5	05	7.0 - 10.0	<a href="#">PDF</a>
<a href="#">PESWS-B9V24AX-RM63</a>	\$73.00	208-240 VAC					<a href="#">PDF</a>
<a href="#">PESWS-B12D15AX-RM64</a>	\$66.00	120VAC	1/2	2	05	8.0 - 12.5	<a href="#">PDF</a>
<a href="#">PESWS-B12V24AX-RM64</a>	\$80.00	208-240 VAC					<a href="#">PDF</a>
<a href="#">PESWS-B18D15AX-RM65</a>	\$86.00	120VAC	3/4	2	05	10 - 15	<a href="#">PDF</a>
<a href="#">PESWS-B18V24AX-RM65</a>	\$86.00	208-240 VAC					<a href="#">PDF</a>
<a href="#">PESWS-B18D15AX-RM66</a>	\$80.00	120VAC	1	3	05	11 - 17	<a href="#">PDF</a>
<a href="#">PESWS-B18V24AX-RM66</a>	\$86.00	208-240 VAC					<a href="#">PDF</a>
<a href="#">PESWS-B25D15AX-RM67</a>	\$92.00	120VAC	1.5	3	05	15 - 23	<a href="#">PDF</a>
<a href="#">PESWS-B25V24AX-RM67</a>	\$92.00	208-240 VAC					<a href="#">PDF</a>



[PESWS-B9D15AX-RM60](#)



# PESW Non-Combination Across the Line Enclosed Starters



**PESW-B9D15AX-R57**

PESW Series - Non-Combination Across the Line Starter – Three-Phase Enclosure Type - 4X									
START/STOP + RESET		Coil Voltage	Max. UL Horsepower				Size	Setting Range	Drawing
Part Number	Price		200V	230V	460V	575V			
<a href="#">PESW-B9D15AX-R57</a>	\$103.00	120	-	-	1/2	1/2	05	0.8 - 1.2	<a href="#">PDF</a>
<a href="#">PESW-B9V24AX-R57</a>	\$103.00	208-240							<a href="#">PDF</a>
<a href="#">PESW-B9D39AX-R57</a>	\$103.00	480							<a href="#">PDF</a>
<a href="#">PESW-B9D15AX-R58</a>	\$103.00	120	-	-	3/4	1	05	1.2 - 1.8	<a href="#">PDF</a>
<a href="#">PESW-B9V24AX-R58</a>	\$103.00	208-240							<a href="#">PDF</a>
<a href="#">PESW-B9D39AX-R58</a>	\$103.00	480							<a href="#">PDF</a>
<a href="#">PESW-B9D15AX-R59</a>	\$103.00	120	1/2	1/2	1	2	05	1.8 - 2.8	<a href="#">PDF</a>
<a href="#">PESW-B9V24AX-R59</a>	\$103.00	208-240							<a href="#">PDF</a>
<a href="#">PESW-B9D39AX-R59</a>	\$103.00	480							<a href="#">PDF</a>
<a href="#">PESW-B9D15AX-R60</a>	\$103.00	120	3/4	3/4	2	3	05	2.8 - 4.0	<a href="#">PDF</a>
<a href="#">PESW-B9V24AX-R60</a>	\$103.00	208-240							<a href="#">PDF</a>
<a href="#">PESW-B9D39AX-R60</a>	\$103.00	480							<a href="#">PDF</a>
<a href="#">PESW-B9D15AX-R61</a>	\$103.00	120	1	1 1/2	3	5	05	4.0 - 6.3	<a href="#">PDF</a>
<a href="#">PESW-B9V24AX-R61</a>	\$103.00	208-240							<a href="#">PDF</a>
<a href="#">PESW-B9D39AX-R61</a>	\$103.00	480							<a href="#">PDF</a>
<a href="#">PESW-B9D15AX-R62</a>	\$103.00	120	2	2	5	5	05	5.6 - 8.0	<a href="#">PDF</a>
<a href="#">PESW-B9V24AX-R62</a>	\$103.00	208-240							<a href="#">PDF</a>
<a href="#">PESW-B9D39AX-R62</a>	\$103.00	480							<a href="#">PDF</a>
<a href="#">PESW-B9D15AX-R63</a>	\$103.00	120	2	3	5	7 1/2	05	7.0 - 10	<a href="#">PDF</a>
<a href="#">PESW-B9V24AX-R63</a>	\$103.00	208-240							<a href="#">PDF</a>
<a href="#">PESW-B9D39AX-R63</a>	\$103.00	480							<a href="#">PDF</a>
<a href="#">PESW-B12D15AX-R64</a>	\$112.00	120	3	3	7 1/2	10	05	8.0 - 12.5	<a href="#">PDF</a>
<a href="#">PESW-B12V24AX-R64</a>	\$112.00	208-240							<a href="#">PDF</a>
<a href="#">PESW-B12D39AX-R64</a>	\$112.00	480							<a href="#">PDF</a>
<a href="#">PESW-B18D15AX-R66</a>	\$119.00	120	3	5	10	15	05	11 - 17	<a href="#">PDF</a>
<a href="#">PESW-B18V24AX-R66</a>	\$119.00	208-240							<a href="#">PDF</a>
<a href="#">PESW-B18D39AX-R66</a>	\$119.00	480							<a href="#">PDF</a>
<a href="#">PESW-B25D15AX-R67</a>	\$136.00	120	5	7 1/2	15	15	05	15 - 23	<a href="#">PDF</a>
<a href="#">PESW-B25V24AX-R67</a>	\$136.00	208-240							<a href="#">PDF</a>
<a href="#">PESW-B25D39AX-R67</a>	\$136.00	480							<a href="#">PDF</a>
<a href="#">PESW-B32D15AX-R68</a>	\$146.00	120	10	10	20	25	05	22 - 32	<a href="#">PDF</a>
<a href="#">PESW-B32V24AX-R68</a>	\$146.00	208-240							<a href="#">PDF</a>
<a href="#">PESW-B32D39AX-R68</a>	\$146.00	480							<a href="#">PDF</a>
<a href="#">PESW-B38D15AX-R69</a>	\$169.00	120	10	-	25	-	05	32 - 40	<a href="#">PDF</a>
<a href="#">PESW-B38V24AX-R69</a>	\$169.00	208-240							<a href="#">PDF</a>
<a href="#">PESW-B38D39AX-R69</a>	\$169.00	480							<a href="#">PDF</a>
<a href="#">PESW-B40D15AX-R70</a>	\$259.00	120	10	10	20	25	08	25 - 40	<a href="#">PDF</a>
<a href="#">PESW-B40V24AX-R70</a>	\$259.00	208-240							<a href="#">PDF</a>
<a href="#">PESW-B40D39AX-R70</a>	\$259.00	480							<a href="#">PDF</a>
<a href="#">PESW-B50D15AX-R71</a>	\$273.00	120	10	15	30	40	08	32 - 50	<a href="#">PDF</a>
<a href="#">PESW-B50V24AX-R71</a>	\$273.00	208-240							<a href="#">PDF</a>
<a href="#">PESW-B50D39AX-R71</a>	\$273.00	480							<a href="#">PDF</a>
<a href="#">PESW-B65D15AX-R72</a>	\$284.00	120	15	20	40	50	08	40 - 57	<a href="#">PDF</a>
<a href="#">PESW-B65V24AX-R72</a>	\$284.00	208-240							<a href="#">PDF</a>
<a href="#">PESW-B65D39AX-R72</a>	\$284.00	480							<a href="#">PDF</a>
<a href="#">PESW-B65D15AX-R73</a>	\$295.00	120	15	20	40	50	08	50 - 63	<a href="#">PDF</a>
<a href="#">PESW-B65V24AX-R73</a>	\$295.00	208-240							<a href="#">PDF</a>
<a href="#">PESW-B65D39AX-R73</a>	\$295.00	480							<a href="#">PDF</a>
<a href="#">PESW-B80D15AX-R74</a>	\$306.00	120	20	25	50	-	08	57 - 70	<a href="#">PDF</a>
<a href="#">PESW-B80V24AX-R74</a>	\$306.00	208-240							<a href="#">PDF</a>
<a href="#">PESW-B80D39AX-R74</a>	\$306.00	480							<a href="#">PDF</a>
<a href="#">PESW-B80D15AX-R75</a>	\$320.00	120	-	25	50	-	08	63 - 80	<a href="#">PDF</a>
<a href="#">PESW-B80V24AX-R75</a>	\$320.00	208-240							<a href="#">PDF</a>
<a href="#">PESW-B80D39AX-R75</a>	\$320.00	480							<a href="#">PDF</a>



# ESW/PESW Non-Combination Enclosed Starters


Field Modification Kits for ESW/ESWS Series					
Part Number	Price	Description	Structure		Dimensional Drawing
			Top	Bottom	
<a href="#"><u>KESWPP</u></a>	\$14.50	No Pilot Device Metal Brackets - 2 x 22mm holes w/ plugs	PLUG	PLUG	<a href="#"><u>PDF</u></a>
<a href="#"><u>KESWHP</u></a>	\$44.00	Hand-Off-Auto Selector Switch	HAND - OFF - AUTO	PLUG	<a href="#"><u>PDF</u></a>
<a href="#"><u>KESWFP</u></a>	\$44.00	Off-On Selector Switch	OFF - ON	PLUG	<a href="#"><u>PDF</u></a>
<a href="#"><u>KESWPE</u></a>	\$44.00	E-stop	PLUG	E-STOP	<a href="#"><u>PDF</u></a>



**KESWHP**



**KESWFP**



**KESWFP**



**KESWPP**

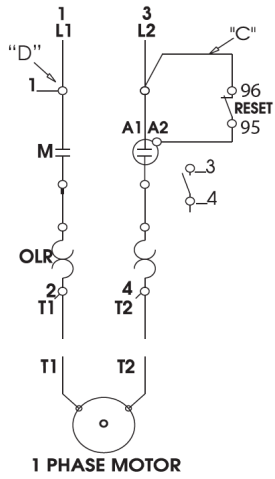


**ESW**

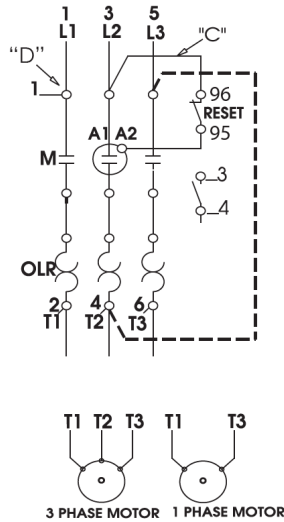
# Non-Combination Enclosed Starters

## Wiring Diagram

### Single-phase Starter



### Three-phase Starter

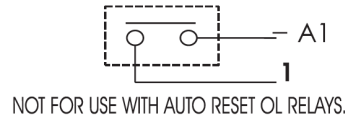


### Separate Control

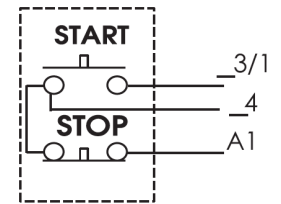
For separate control, remove wires C and D if supplied and connect separate control lines to terminal 96 on the overload relay and to terminal 3 on the Aux contact block (for 3-wire control) or to the contactor coil A1 (for 2-wire control).

### Pilot Devices

#### Two-Wire Control



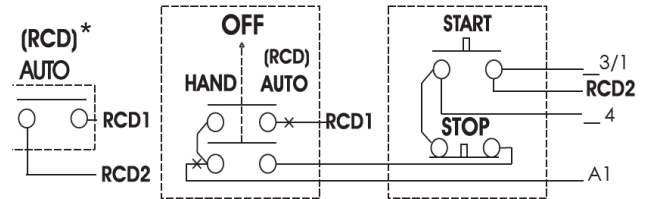
#### Three-Wire Control



Note: See CWB contactor specs for single phase ratings

Conversion to single-phase: Add jumper wire from L3 to T2 (follow dotted line connection above).

### Hand-Off Auto Wire Control (for ESW Series Only)



\* RCD is a customer-supplied remote control device

## Dimensions

Provision for cable gland fitting	Standard			
	Top	Bottom	Side	Back
Box M04	2x (1/2" or 3/4")	2x (1/2" or 3/4")	4x (1/2" or 3/4")	2x (1/2" or 3/4")
	1x (3/4" or 1")	1x (3/4" or 1")	-	-

Dimensions (approximate in [mm])				
Enclosed Starters	Enclosure Size			
	Box	H	W	D
ESW(S) 9, 12, 18, 25, 32, 38	M04	9.5 [241.3]	5.5 [139.7]	5 [127]



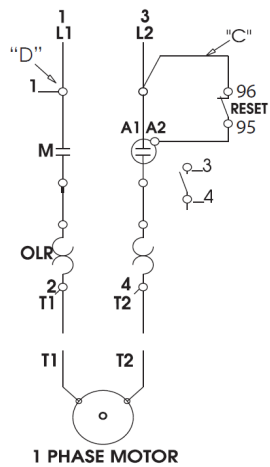




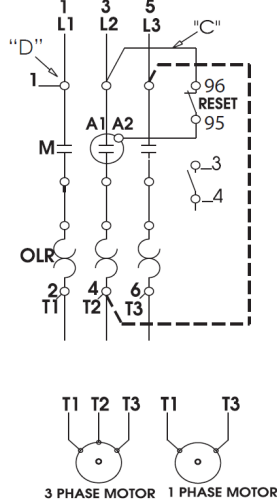
# PESW Non-Combination Enclosed Starters

## Wiring Diagram

### Single-phase Starter



### Three-phase Starter



**Note:** See CWB contactor specs for single phase ratings

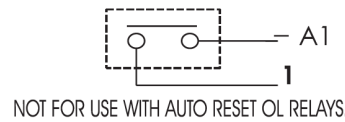
**Conversion to single-phase:** Add jumper wire from L3 to T2 (follow dotted line connection above).

### Separate Control

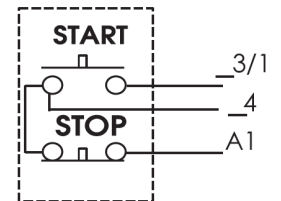
For separate control, remove wires C and D if supplied and connect separate control lines to terminal 96 on the overload relay and to terminal 3 on the Aux contact block (for 3-wire control) or to the contactor coil A1 (for 2-wire control).

### Pilot Devices

#### Two-Wire Control



#### Three-Wire Control



## Dimensions

Size 05 (mm [in])	
øA	5.5 [0.2165]
B	219.0 [8.622]
C	112 [4.4331]
D	114.0 [4.4882]
E	217 [8.5433]

Cable Knock-Outs	Standard	
	Top and Bottom	Back
Size 05	2x øPG13.5 or 2x ø20/25 mm	2 x øPG9 or 2x ø16 mm

Technical Data	
<b>Standard</b>	IEC/EN 60947
<b>Operating Temperature</b>	-20°C to +55°C [-4°F to +131°F]
<b>Storage Temperature</b>	-50°C to +80°C [-58°F to +176°F]
<b>Degree of Protection</b>	IP65/66
<b>Mechanical Lifespan</b>	1x10 <sup>6</sup> operations
<b>Electrical Lifespan</b>	1x10 <sup>6</sup> operations
<b>Maximum Number of Operations Per Hour</b>	15 (limited by the thermal overload relay)
<b>Certifications</b>	CE, ANCE, EAC, ICONTEC, IRAM
<b>Thermoplastic Enclosed Material (Cover and Base)</b>	VO (fire retardant)
<b>UV Protection</b>	Yes (indoor or outdoor use)

