



ESW/PESW Non-Combination Enclosed Starters

**ESW-B9D15A-R23****PESW-B9D15AX-R57**

Overview

WEG offers non-reversing and non-combination magnetic starters up to 75HP at 460VAC (105A). Featuring components that meet IEC design standards and UL horsepower ratings, incorporating WEG contactors and overload relays, the magnetic starters are ideal for protecting and operating motors, ensuring smooth operation year after year.

Metallic and non-metallic series are available:

- Metallic Type 1 – ESW Series
- Non-Metallic Type 4X – PESW Series

WEG ESW and PESW starters are pre-wired from the factory and recommended for all single- and three-phase applications where magnetic starters can be applied.

Features

- High horsepower ratings in four compact sizes
- Fast acceleration and high initial torque
- Bimetallic overload relays – class 10
- Adjustable trip current
- Ambient temperature compensated
- Phase-loss sensitivity protection
- Selectable manual or automatic RESET
- Electrically isolated N.O.-N.C. auxiliary contacts
- Easy to install and setup

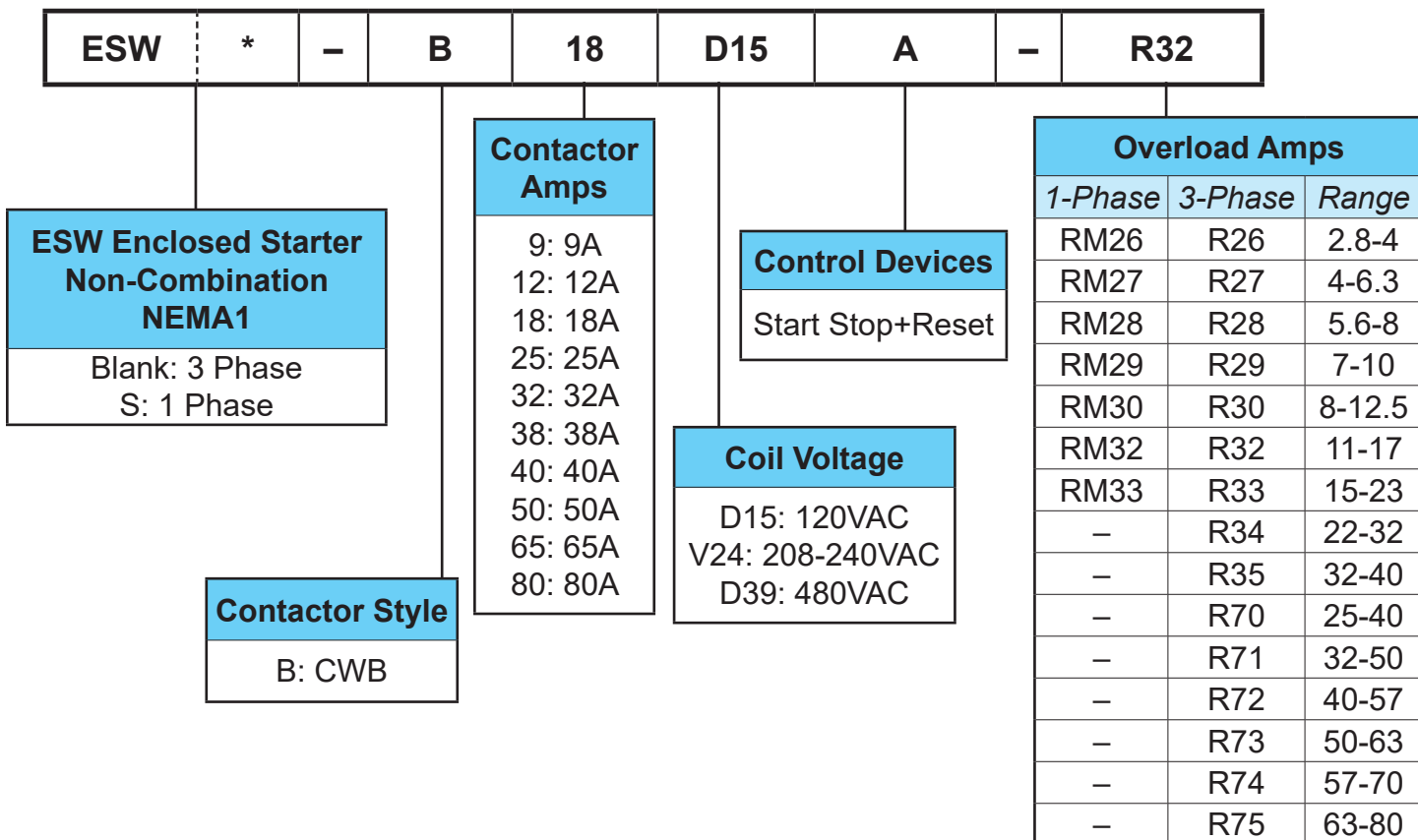


UL File No. E202315



ESW/ESWS Non-Combination Enclosed Starters

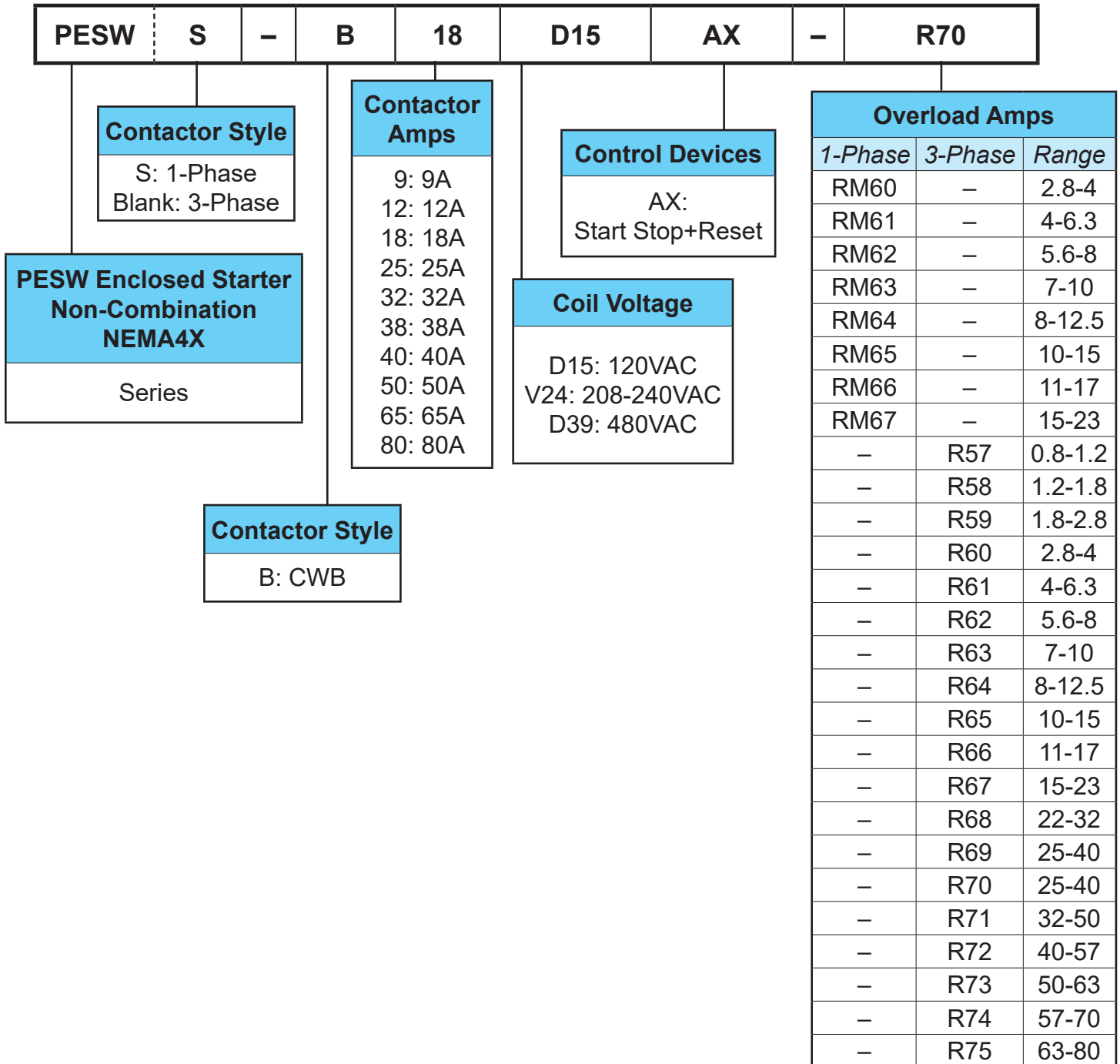
ESW/ESWS Part Number Breakdown





PESW/PESWS Non-Combination Enclosed Starters

PESW/PESWS Part Number Breakdown





ESW/ESWS Non-Combination Enclosed Starters

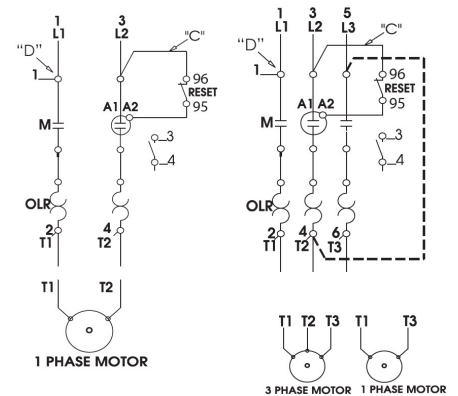


ESW-B9D15A-R23

ESW Series Non-Combination Across The Line Starter – 3-Phase Enclosure Type-1 Selection Guide

START/STOP + RESET		Coil Voltage	Max. UL Horsepower				Box	Setting Range	Drawing
Part Number	Price		200V	230V	460V	575V			
ESW-B9D15A-R23	\$115.00	120			1/2	1/2	M04	0.8 - 1.2	PDF
ESW-B9V24A-R23	\$115.00	208-240	-	-	1/2	1/2	M04	0.8 - 1.2	PDF
ESW-B9D39A-R23	\$115.00	480			1/2	1/2	M04	0.8 - 1.2	PDF
ESW-B9D15A-R24	\$115.00	120			3/4	1	M04	1.2 - 1.8	PDF
ESW-B9V24A-R24	\$115.00	208-240	-	-	3/4	1	M04	1.2 - 1.8	PDF
ESW-B9D39A-R24	\$115.00	480			3/4	1	M04	1.2 - 1.8	PDF
ESW-B9D15A-R25	\$115.00	120			1	2	M04	1.8 - 2.8	PDF
ESW-B9V24A-R25	\$115.00	208-240	1/2	1/2	1	2	M04	1.8 - 2.8	PDF
ESW-B9D39A-R25	\$115.00	480			1	2	M04	1.8 - 2.8	PDF
ESW-B9D15A-R26	\$115.00	120			3/4	3	M04	2.8 - 4.0	PDF
ESW-B9V24A-R26	\$115.00	208-240	3/4	3/4	3/4	3	M04	2.8 - 4.0	PDF
ESW-B9D39A-R26	\$115.00	480			3/4	3	M04	2.8 - 4.0	PDF
ESW-B9D15A-R27	\$115.00	120			1	5	M04	4.0 - 6.3	PDF
ESW-B9V24A-R27	\$115.00	208-240	1	1 1/2	1	5	M04	4.0 - 6.3	PDF
ESW-B9D39A-R27	\$115.00	480			1	5	M04	4.0 - 6.3	PDF
ESW-B9D15A-R28	\$115.00	120			2	5	M04	5.6 - 8.0	PDF
ESW-B9V24A-R28	\$115.00	208-240	2	2	2	5	M04	5.6 - 8.0	PDF
ESW-B9D39A-R28	\$115.00	480			2	5	M04	5.6 - 8.0	PDF
ESW-B9D15A-R29	\$115.00	120			2	7 1/2	M04	7.0 - 10	PDF
ESW-B9V24A-R29	\$115.00	208-240	2	3	2	7 1/2	M04	7.0 - 10	PDF
ESW-B9D39A-R29	\$115.00	480			2	7 1/2	M04	7.0 - 10	PDF
ESW-B12D15A-R30	\$123.00	120			3	10	M04	8.0 - 12.5	PDF
ESW-B12V24A-R30	\$123.00	208-240	3	3	3	10	M04	8.0 - 12.5	PDF
ESW-B12D39A-R30	\$123.00	480			3	10	M04	8.0 - 12.5	PDF
ESW-B18D15A-R32	\$133.00	120			3	15	M04	11 - 17	PDF
ESW-B18V24A-R32	\$133.00	208-240	3	5	3	15	M04	11 - 17	PDF
ESW-B18D39A-R32	\$133.00	480			3	15	M04	11 - 17	PDF
ESW-B25D15A-R33	\$149.00	120			5	15	M04	15 - 23	PDF
ESW-B25V24A-R33	\$149.00	208-240	5	7 1/2	5	15	M04	15 - 23	PDF
ESW-B25D39A-R33	\$149.00	480			5	15	M04	15 - 23	PDF
ESW-B32D15A-R34	\$161.00	120			10	25	M04	22 - 32	PDF
ESW-B32V24A-R34	\$161.00	208-240	10	10	10	25	M04	22 - 32	PDF
ESW-B32D39A-R34	\$161.00	480			10	25	M04	22 - 32	PDF
ESW-B38D15A-R35	\$190.00	120			10	-	M04	32 - 40	PDF
ESW-B38V24A-R35	\$190.00	208-240	10	-	10	-	M04	32 - 40	PDF
ESW-B38D39A-R35	\$190.00	480			10	-	M04	32 - 40	PDF
ESW-B40D15A-R70	\$205.00	120			10	25	M06	25 - 40	PDF
ESW-B40V24A-R70	\$205.00	208-240	10	10	10	25	M06	25 - 40	PDF
ESW-B40D39A-R70	\$205.00	480			10	25	M06	25 - 40	PDF
ESW-B50D15A-R71	\$214.00	120			10	40	M06	32 - 50	PDF
ESW-B50V24A-R71	\$214.00	208-240	10	15	10	40	M06	32 - 50	PDF
ESW-B50D39A-R71	\$214.00	480			10	40	M06	32 - 50	PDF
ESW-B65D15A-R72	\$227.00	120			15	50	M06	40 - 57	PDF
ESW-B65V24A-R72	\$227.00	208-240	15	20	15	50	M06	40 - 57	PDF
ESW-B65D39A-R72	\$227.00	480			15	50	M06	40 - 57	PDF
ESW-B65D15A-R73	\$239.00	120			15	50	M06	50 - 63	PDF
ESW-B65V24A-R73	\$239.00	208-240	15	20	15	50	M06	50 - 63	PDF
ESW-B65D39A-R73	\$239.00	480			15	50	M06	50 - 63	PDF
ESW-B80D15A-R74	\$252.00	120			20	-	M06	57 - 70	PDF
ESW-B80V24A-R74	\$252.00	208-240	20	25	20	-	M06	57 - 70	PDF
ESW-B80D39A-R74	\$252.00	480			20	-	M06	57 - 70	PDF
ESW-B80D15A-R75	\$264.00	120			-	50	M06	63 - 80	PDF
ESW-B80V24A-R75	\$264.00	208-240	-	25	-	50	M06	63 - 80	PDF
ESW-B80D39A-R75	\$264.00	480			-	50	M06	63 - 80	PDF

Single-phase Starter Three-phase Starter



Conversion to single-phase:

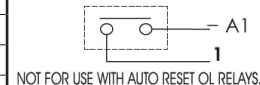
To convert to single-phase, add a jumper wire from L3 to T2 (follow the dotted line connection as shown above).

Separate Control

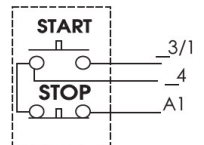
FOR SEPARATE CONTROL, REMOVE WIRES "C" AND "D" IF SUPPLIED AND CONNECT SEPARATE CONTROL LINES TO TERMINAL N° 96 ON THE OVERLOAD RELAY AND TO TERMINAL N° _3 ON THE AUX. CONTACT BLOCK (FOR 3 WIRE CONTROL) OR TO THE CONTACTOR COIL N° A1 (FOR 2 WIRE CONTROL).

Pilot Devices

2 Wire Control

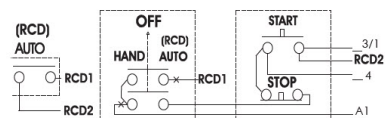


3 Wire Control



NOT FOR USE WITH AUTO RESET OL RELAYS.

Hand-Off Auto Wire Control (For ESW Series Only)



Note: 3-phase starters can be wired for single-phase applications (see single-phase conversion diagrams).



ESWS/PESWS Non-Combination Enclosed Starters

ESWS Series Non-Combination Across The Line Starter – 1-Phase Enclosure Type-1 Selection Guide

START/STOP + RESET		Coil Voltage	Max. UL Horsepower		Box	Setting Range	Drawing
Part Number	Price		115V	230V			
ESWS-B9D15A-RM26	\$100.00	120VAC	1/8	1/3	M04	2.8 - 4.0	PDF
ESWS-B9V24A-RM26	\$100.00	208-240 VAC					PDF
ESWS-B9D15A-RM27	\$100.00	120VAC	1/4	1/2	M04	4.0 - 6.3	PDF
ESWS-B9V24A-RM27	\$100.00	208-240 VAC					PDF
ESWS-B9D15A-RM28	\$100.00	120VAC	1/3	1	M04	5.6 - 8.0	PDF
ESWS-B9V24A-RM28	\$100.00	208-240 VAC					PDF
ESWS-B9D15A-RM29	\$100.00	120VAC	1/2	1.5	M04	7.0 - 10.0	PDF
ESWS-B9V24A-RM29	\$100.00	208-240 VAC					PDF
ESWS-B12D15A-RM30	\$114.00	120VAC	1/2	2	M04	8.0 - 12.5	PDF
ESWS-B12V24A-RM30	\$114.00	208-240 VAC					PDF
ESWS-B18D15A-RM31	\$119.00	120VAC	3/4	2	M04	10 - 15	PDF
ESWS-B18V24A-RM31	\$128.00	208-240 VAC					PDF
ESWS-B18D15A-RM32	\$119.00	120VAC	1	3	M04	11 - 17	PDF
ESWS-B18V24A-RM32	\$119.00	208-240 VAC					PDF
ESWS-B25D15A-RM33	\$124.00	120VAC	1.5	3	M04	15 - 23	PDF
ESWS-B25V24A-RM33	\$124.00	208-240 VAC					PDF



ESWS-B9D15A-RM26



PESWS-B9D15AX-RM60

PESWS Series Non-Combination Across The Line Starter – 1-Phase – Enclosure Type-4X Selection Guide

START/STOP + RESET		Coil Voltage	Max. UL Horsepower		Box	Setting Range	Drawing
Part Number	Price		115V	230V			
PESWS-B9D15AX-RM60	\$66.00	120VAC	1/8	1/3	05	2.8 - 4.0	PDF
PESWS-B9V24AX-RM60	\$73.00	208-240 VAC					PDF
PESWS-B9D15AX-RM61	\$66.00	120VAC	1/4	1/2	05	4.0 - 6.3	PDF
PESWS-B9V24AX-RM61	\$73.00	208-240 VAC					PDF
PESWS-B9D15AX-RM62	\$73.00	120VAC	1/3	1	05	5.6 - 8.0	PDF
PESWS-B9V24AX-RM62	\$73.00	208-240 VAC					PDF
PESWS-B9D15AX-RM63	\$73.00	120VAC	1/2	1.5	05	7.0 - 10.0	PDF
PESWS-B9V24AX-RM63	\$73.00	208-240 VAC					PDF
PESWS-B12D15AX-RM64	\$66.00	120VAC	1/2	2	05	8.0 - 12.5	PDF
PESWS-B12V24AX-RM64	\$80.00	208-240 VAC					PDF
PESWS-B18D15AX-RM65	\$86.00	120VAC	3/4	2	05	10 - 15	PDF
PESWS-B18V24AX-RM65	\$86.00	208-240 VAC					PDF
PESWS-B18D15AX-RM66	\$80.00	120VAC	1	3	05	11 - 17	PDF
PESWS-B18V24AX-RM66	\$86.00	208-240 VAC					PDF
PESWS-B25D15AX-RM67	\$92.00	120VAC	1.5	3	05	15 - 23	PDF
PESWS-B25V24AX-RM67	\$92.00	208-240 VAC					PDF



PESW Non-Combination Across the Line Enclosed Starters



PESW-B9D15AX-R57

PESW Series - Non-Combination Across the Line Starter – Three-Phase Enclosure Type - 4X									
START/STOP + RESET		Coil Voltage	Max. UL Horsepower				Size	Setting Range	Drawing
Part Number	Price		200V	230V	460V	575V			
PESW-B9D15AX-R57	\$103.00	120	-	-	1/2	1/2	05	0.8 - 1.2	PDF
PESW-B9V24AX-R57	\$103.00	208-240							PDF
PESW-B9D39AX-R57	\$103.00	480							PDF
PESW-B9D15AX-R58	\$103.00	120	-	-	3/4	1	05	1.2 - 1.8	PDF
PESW-B9V24AX-R58	\$103.00	208-240							PDF
PESW-B9D39AX-R58	\$103.00	480							PDF
PESW-B9D15AX-R59	\$103.00	120	1/2	1/2	1	2	05	1.8 - 2.8	PDF
PESW-B9V24AX-R59	\$103.00	208-240							PDF
PESW-B9D39AX-R59	\$103.00	480							PDF
PESW-B9D15AX-R60	\$103.00	120	3/4	3/4	2	3	05	2.8 - 4.0	PDF
PESW-B9V24AX-R60	\$103.00	208-240							PDF
PESW-B9D39AX-R60	\$103.00	480							PDF
PESW-B9D15AX-R61	\$103.00	120	1	1 1/2	3	5	05	4.0 - 6.3	PDF
PESW-B9V24AX-R61	\$103.00	208-240							PDF
PESW-B9D39AX-R61	\$103.00	480							PDF
PESW-B9D15AX-R62	\$103.00	120	2	2	5	5	05	5.6 - 8.0	PDF
PESW-B9V24AX-R62	\$103.00	208-240							PDF
PESW-B9D39AX-R62	\$103.00	480							PDF
PESW-B9D15AX-R63	\$103.00	120	2	3	5	7 1/2	05	7.0 - 10	PDF
PESW-B9V24AX-R63	\$103.00	208-240							PDF
PESW-B9D39AX-R63	\$103.00	480							PDF
PESW-B12D15AX-R64	\$112.00	120	3	3	7 1/2	10	05	8.0 - 12.5	PDF
PESW-B12V24AX-R64	\$112.00	208-240							PDF
PESW-B12D39AX-R64	\$112.00	480							PDF
PESW-B18D15AX-R66	\$119.00	120	3	5	10	15	05	11 - 17	PDF
PESW-B18V24AX-R66	\$119.00	208-240							PDF
PESW-B18D39AX-R66	\$119.00	480							PDF
PESW-B25D15AX-R67	\$136.00	120	5	7 1/2	15	15	05	15 - 23	PDF
PESW-B25V24AX-R67	\$136.00	208-240							PDF
PESW-B25D39AX-R67	\$136.00	480							PDF
PESW-B32D15AX-R68	\$146.00	120	10	10	20	25	05	22 - 32	PDF
PESW-B32V24AX-R68	\$146.00	208-240							PDF
PESW-B32D39AX-R68	\$146.00	480							PDF
PESW-B38D15AX-R69	\$169.00	120	10	-	25	-	05	32 - 40	PDF
PESW-B38V24AX-R69	\$169.00	208-240							PDF
PESW-B38D39AX-R69	\$169.00	480							PDF
PESW-B40D15AX-R70	\$259.00	120	10	10	20	25	08	25 - 40	PDF
PESW-B40V24AX-R70	\$259.00	208-240							PDF
PESW-B40D39AX-R70	\$259.00	480							PDF
PESW-B50D15AX-R71	\$273.00	120	10	15	30	40	08	32 - 50	PDF
PESW-B50V24AX-R71	\$273.00	208-240							PDF
PESW-B50D39AX-R71	\$273.00	480							PDF
PESW-B65D15AX-R72	\$284.00	120	15	20	40	50	08	40 - 57	PDF
PESW-B65V24AX-R72	\$284.00	208-240							PDF
PESW-B65D39AX-R72	\$284.00	480							PDF
PESW-B65D15AX-R73	\$295.00	120	15	20	40	50	08	50 - 63	PDF
PESW-B65V24AX-R73	\$295.00	208-240							PDF
PESW-B65D39AX-R73	\$295.00	480							PDF
PESW-B80D15AX-R74	\$306.00	120	20	25	50	-	08	57 - 70	PDF
PESW-B80V24AX-R74	\$306.00	208-240							PDF
PESW-B80D39AX-R74	\$306.00	480							PDF
PESW-B80D15AX-R75	\$320.00	120	-	25	50	-	08	63 - 80	PDF
PESW-B80V24AX-R75	\$320.00	208-240							PDF
PESW-B80D39AX-R75	\$320.00	480							PDF



ESW/PESW Non-Combination Enclosed Starters


Field Modification Kits for ESW/ESWS Series					
Part Number	Price	Description	Structure		Dimensional Drawing
			Top	Bottom	
<u>KESWPP</u>	\$14.50	No Pilot Device Metal Brackets - 2 x 22mm holes w/ plugs	PLUG	PLUG	PDF
<u>KESWHP</u>	\$44.00	Hand-Off-Auto Selector Switch	HAND - OFF - AUTO	PLUG	PDF
<u>KESWFP</u>	\$44.00	Off-On Selector Switch	OFF - ON	PLUG	PDF
<u>KESWPE</u>	\$44.00	E-stop	PLUG	E-STOP	PDF



KESWHP



KESWFP



KESWFP



KESWPP

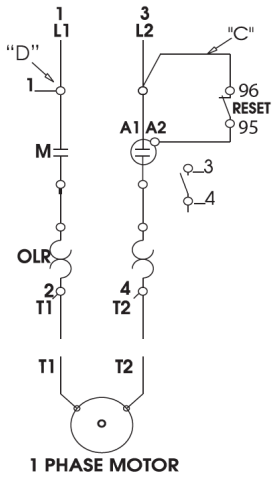


ESW

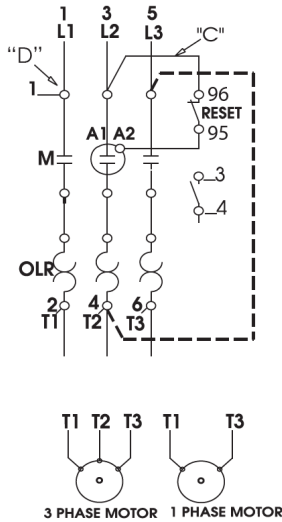
Non-Combination Enclosed Starters

Wiring Diagram

Single-phase Starter



Three-phase Starter

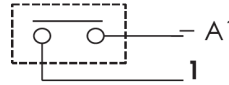


Separate Control

For separate control, remove wires C and D if supplied and connect separate control lines to terminal 96 on the overload relay and to terminal 3 on the Aux contact block (for 3-wire control) or to the contactor coil A1 (for 2-wire control).

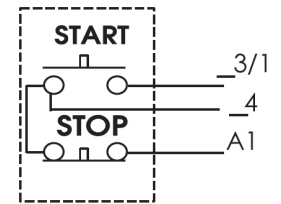
Pilot Devices

Two-Wire Control



NOT FOR USE WITH AUTO RESET OL RELAYS.

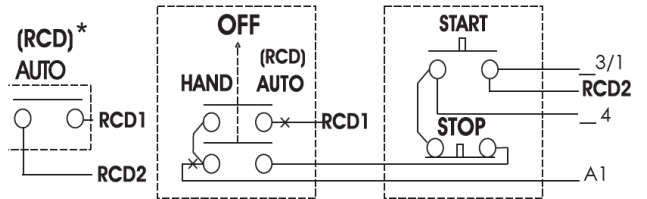
Three-Wire Control



Note: See CWB contactor specs for single phase ratings

Conversion to single-phase: Add jumper wire from L3 to T2 (follow dotted line connection above).

Hand-Off Auto Wire Control (for ESW Series Only)



* RCD is a customer-supplied remote control device

Dimensions

Provision for cable gland fitting	Standard			
	Top	Bottom	Side	Back
Box M04	2x (1/2" or 3/4")	2x (1/2" or 3/4")	4x (1/2" or 3/4")	2x (1/2" or 3/4")
	1x (3/4" or 1")	1x (3/4" or 1")	-	-

Dimensions (approximate in [mm])				
Enclosed Starters	Enclosure Size			
	Box	H	W	D
ESW(S) 9, 12, 18, 25, 32, 38	M04	9.5 [241.3]	5.5 [139.7]	5 [127]

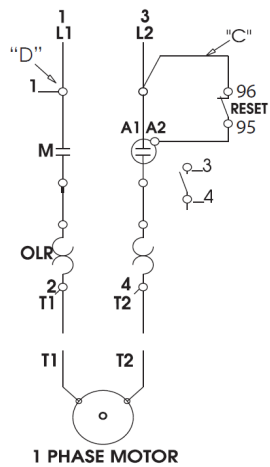




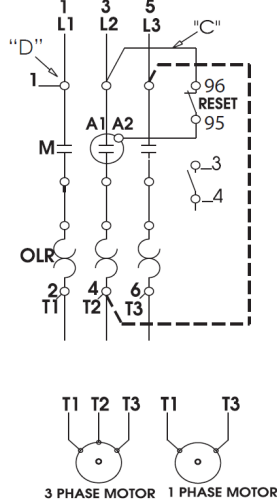
PESW Non-Combination Enclosed Starters

Wiring Diagram

Single-phase Starter



Three-phase Starter

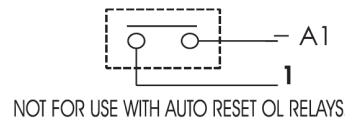


Separate Control

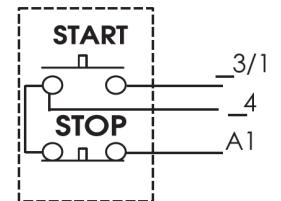
For separate control, remove wires C and D if supplied and connect separate control lines to terminal 96 on the overload relay and to terminal 3 on the Aux contact block (for 3-wire control) or to the contactor coil A1 (for 2-wire control).

Pilot Devices

Two-Wire Control



Three-Wire Control



Note: See CWB contactor specs for single phase ratings

Conversion to single-phase: Add jumper wire from L3 to T2 (follow dotted line connection above).

Dimensions

Size 05 (mm [in])	
øA = 5.5 [0.2165]	
B = 219.0 [8.622]	
C = 112 [4.4331]	
D = 114.0 [4.4882]	
E = 217 [8.5433]	

Cable Knock-Outs	Standard	
	Top and Bottom	Back
Size 05	2x øPG13.5 or 2x ø20/25 mm	2 x øPG9 or 2x ø16 mm

Technical Data	
Standard	IEC/EN 60947
Operating Temperature	-20°C to +55°C [-4°F to +131°F]
Storage Temperature	-50°C to +80°C [-58°F to +176°F]
Degree of Protection	IP65/66
Mechanical Lifespan	1x10 ⁶ operations
Electrical Lifespan	1x10 ⁶ operations
Maximum Number of Operations Per Hour	15 (limited by the thermal overload relay)
Certifications	CE, ANCE, EAC, ICONTEC, IRAM
Thermoplastic Enclosed Material (Cover and Base)	VO (fire retardant)
UV Protection	Yes (indoor or outdoor use)

