

# IDEM SCR21 Series Single/Dual Channel Viper Safety Relays



**SCR21-280001**

The Viper Safety Relay series from IDEM are designed with enhanced LED diagnostics and simplified wiring. Applications include guard door monitoring, emergency stop devices and sensors. The SCR21 series' internal logic uses force guided relays to achieve cross monitoring. This ensures that a single fault does not lead to the loss of the safety function and that all faults are detected at or before the next safety demand.

**Note:** Not for use with safety light curtains

## Features

- Single or dual channel operation
- Monitored manual or auto start /reset
- Up to 2 safety output contacts and 1 auxiliary output contact
- Easy diagnostics of status via 6 LEDs
- Compact 22.5 mm housing suitable for DIN rail mounting

## Safety Data per EN 13849-1

<b>Category</b>	<b>4</b>
<b>Performance level</b>	Ple
<b>MTTF<sub>d</sub></b>	142a (High)
<b>DC<sub>avg</sub></b>	99% (High)

## Safety Data per IEC/EN 62061, IEC/EN 61508

<b>Sil CL</b>	SIL CL 3
<b>Sil</b>	SIL3
<b>HFT</b>	1 (Dual channel)
<b>DC<sub>avg</sub></b>	99% (High)
<b>SFF</b>	90-99%
<b>PFH<sub>d</sub> (t-20a)</b>	3.60E-05

## SCR21 Series Single/Dual Channel Safety Relays

Part Number	Price	Type	Voltage	Outputs	Connection
<b>SCR21-280001</b>	\$159.00	Single and dual channel operation	24V AC/DC	2 NO / 1 NC	Fixed screw terminals
<b>SCR21-280001-P</b>	\$159.00				Pluggable terminals



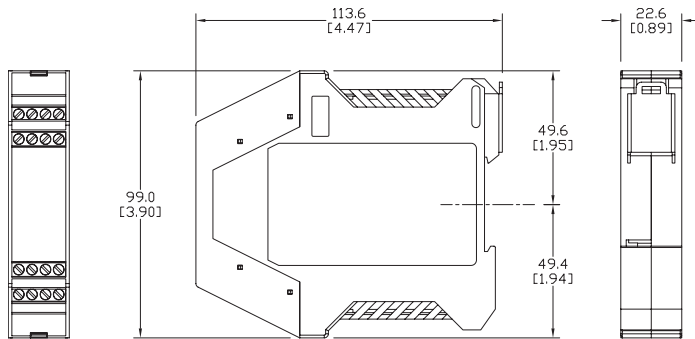
## SCR21 Series Specifications

General Specifications	
Temperature	-20° to +55°C [-4° to +131°F]
Altitude	< 2,000 meters
Vibration Resistance	Tested to IEC 60068-2-6
Degree Of Protection	IP20
Housing	UL 94V-0 Thermoplastic
Weight	150g (5.3 oz)
Agency Approvals and Standard	cULus file E258676, CE, TUV
Terminal Designation per EN 50 005	1 x 4 mm <sup>2</sup> stranded ferruled (isolated) or 2 x 1.5 mm <sup>2</sup> stranded ferruled (isolated) or 2 x 2.5 mm <sup>2</sup> solid
Wire Fixing	M3.5 terminals with self-lifting wire protection or cage clamp terminals
Input Specifications	
Nominal Voltage	24V AC/DC
Voltage Range	85-110%
Maximum Consumption	2.5 W (24VDC)
Nominal Frequency	50Hz-60Hz
Control Voltage	24VDC (S11)
Control Current	100mA (S11)
Short Circuit Protection	Internal PTC (Positive Temperature Coefficient resistor)
Over Voltage Protection	Internal VDR (Voltage Dependent resistor)
Output Specifications	
Electrical Contact Life	6A / 250VAC 100,000 cycles, 1A / 250VAC 1,000,000 cycles
Mechanical Life	10 x 10 <sup>6</sup>
Contact Type	2 NC positively driven and 1 NO auxiliary contacts
Operate Delay	100ms
Release Delay	25ms
Nominal Output Voltage	250VAC
Thermal Current (I <sub>th</sub> )	Max. 6A
Short Circuit Strength	Minimum Contact Fuses - 4A slow blow, 6A fast blow
Switching Capacity	AC - 250V, 1500V, 6A, Ohmic 230V, 4A for AC-15 ; DC - 24V, 30W, 1.25 A, Ohmic
Switching Frequency	Max. 360 switching cycles/hr

# IDEM SCR21 Series Single/Dual Channel Viper Safety Relays

## Dimensions

mm [in]



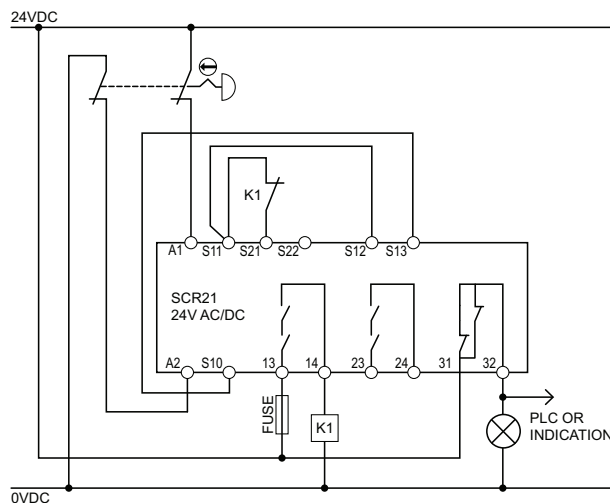
## LED Diagnostics

### When safety relay in operation

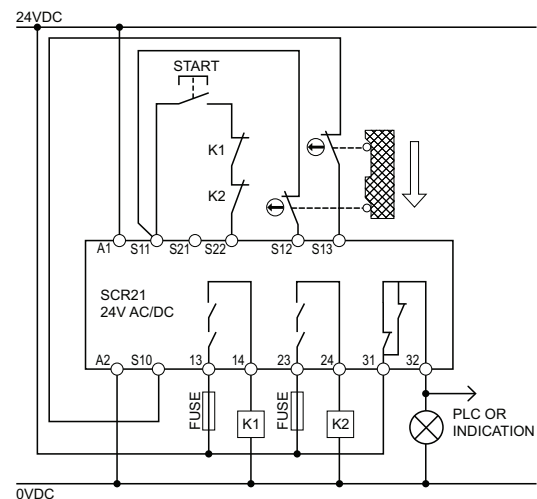
Power	Power applied to device
Reset	Reset circuit is closed
CH1	External switch input 1 closed
CH2	External switch input 2 closed
K1	Internal relay safety output contacts closed
K2	Internal relay safety output contacts closed

13	23		31
A1	S11	S21	S22
SEU-21- <i>i</i>			
○ POWER			
○ RESET			
○ CH1			
○ CH2			
○ K1			
○ K2			
VIPER			
S12	S13	S10	A2
14	24		32

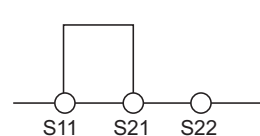
## Applications



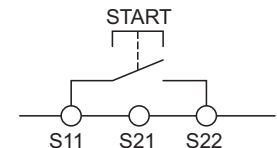
Automatic restart mode (single channel) E-Stop



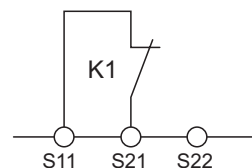
Manual restart mode (dual channel) guard



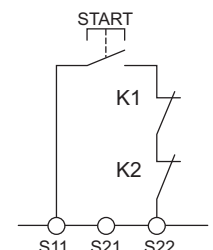
Auto Reset



Manual Reset



Contactor Auto Feedback



Contactor Manual Feedback

Note: A power supply unit with electrical isolation from the mains supply must be connected. External fusing of each safety output contact is necessary, a 4A slow-blow or 6A (quick action) must be provided. The maximum cabling and connecting resistance of control lines must not exceed 300 Ohms.

# Safety Products



*Warning: Safety products sold by AutomationDirect are Safety components only. The purchaser/installer is solely responsible for the application of these components and ensuring all necessary steps have been taken to assure each application and use meets all performance and applicable safety requirements and/or local, national and/or international safety codes as required by the application. AutomationDirect cannot certify that our products, used solely or in conjunction with other AutomationDirect or other vendors' products, will assure safety for any application. Any person using or applying any products sold by AutomationDirect is responsible for learning the safety requirements for their individual application and applying them, and therefore assumes all risks, and accepts full and complete responsibility, for the selection and suitability of the product for their respective application.*

*AutomationDirect does not provide design or consulting services, and cannot advise whether any specific application or use of our products would ensure compliance with the safety requirements for any application.*