

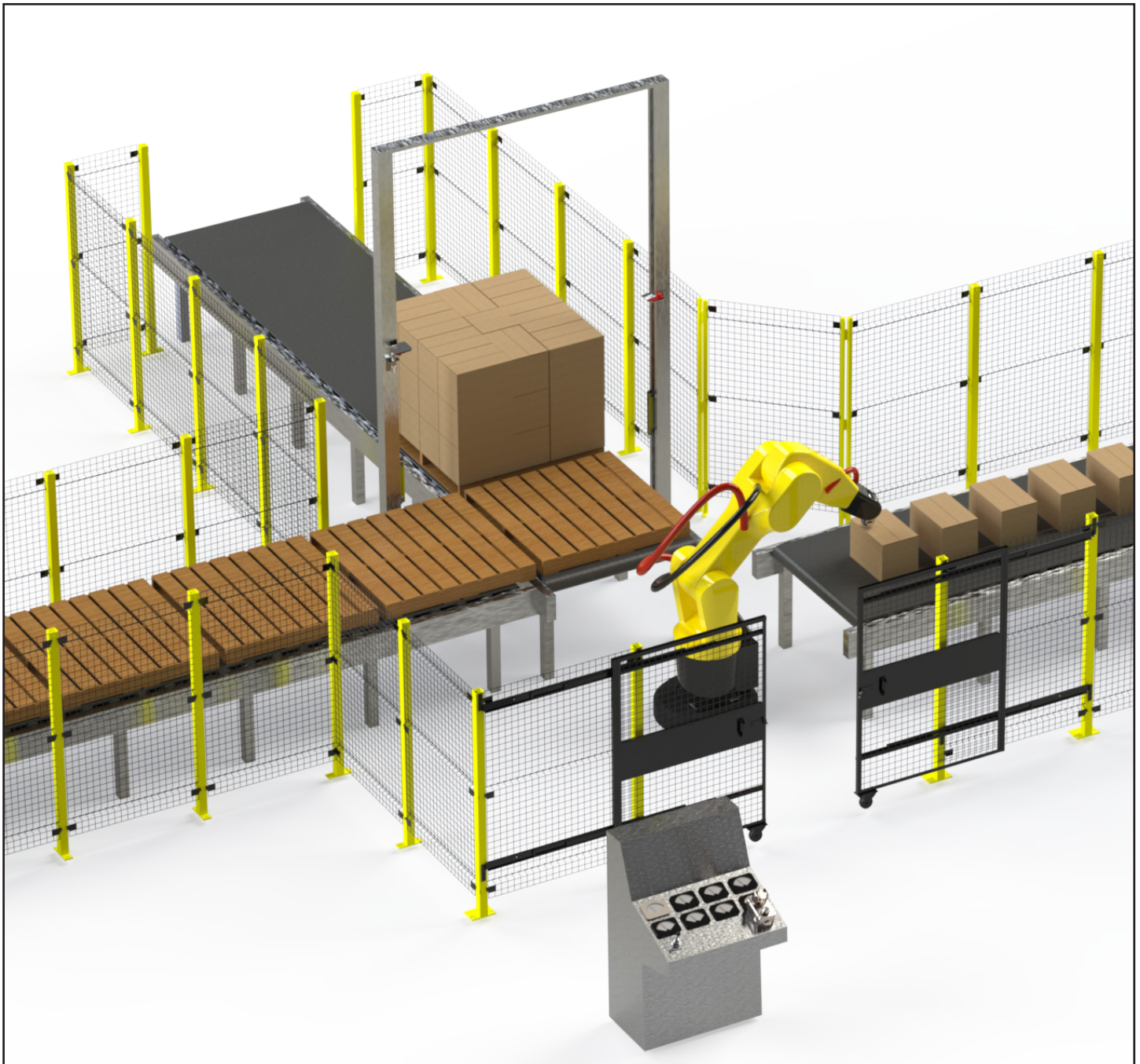
Velox Safety Barrier System

Velox

Velox Machine Safety Guarding is the industry's fastest-installing machine guarding system. It offers exceptional design flexibility to create a safe work environment, protecting workers and your equipment. Versatile and affordable, Velox is designed to exceed regulatory safety standards as outlined by OSHA, ANSI, Robotic Industry Association (RIA), Canadian Standards Association (CSA), ISO, and others. The Velox Safety Barrier System installs four times faster than other guarding systems.

Features

- Reinforced ridges in panels add extra stability without the need for a heavy, clunky frame
- Easy to cut to fit panels in the field
- Lightweight yet strong 8-gauge wire panels
- Pre-welded clips with retained fasteners allow for quickly locking panels in place and no loose hardware to replace
- Posts provide the greatest strength and stability in the market

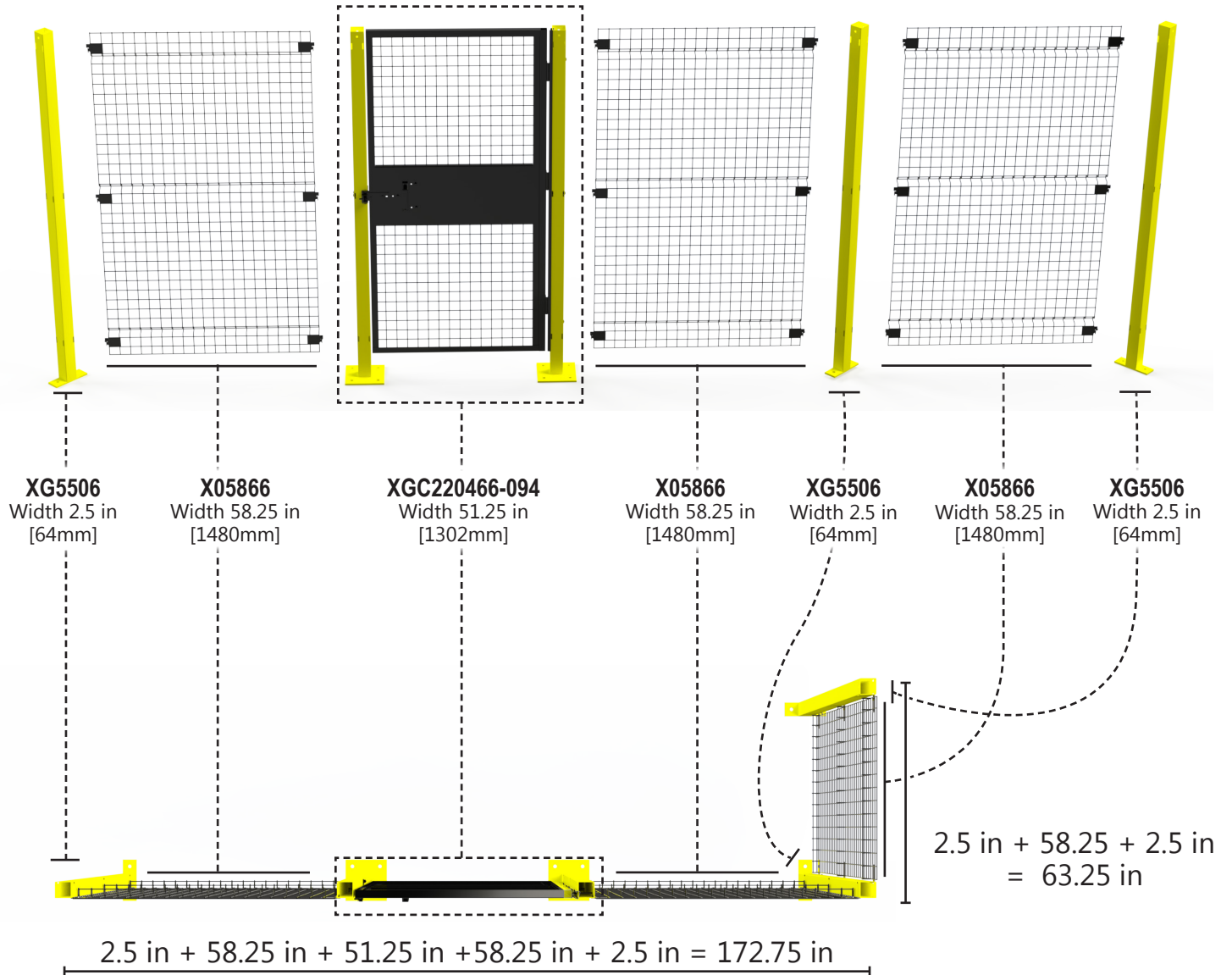


Velox Safety Barrier System



Sample Layout

Use overall width of each component to determine what size panels you need.

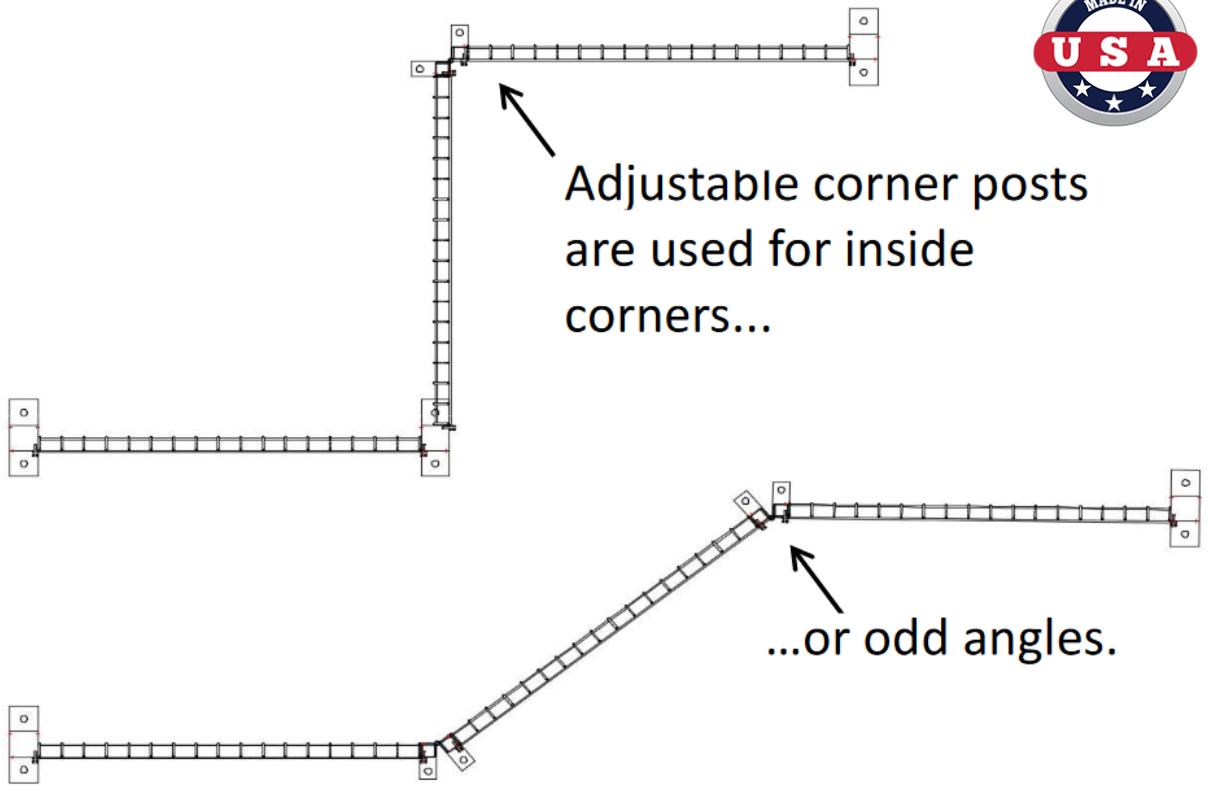
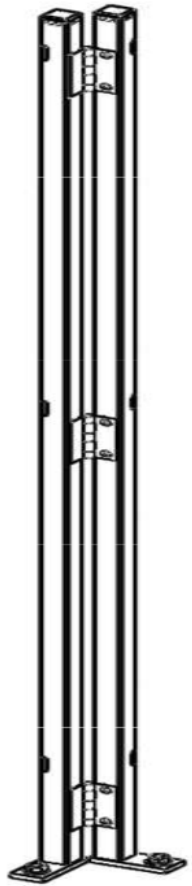


NOTE: The panels can be used as-is, or they can be field-cut to fit your particular installation needs. For example, a 58.25-inch-wide panel could be cut to a width of 54 in if that is what your installation requires. Please note that field-cut panels require additional mounting clips (sold separately).

Velox Safety Barrier System




Customizing Your Layout

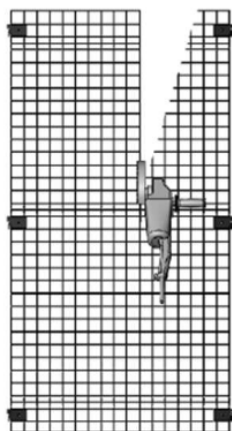


Adjustable corner posts are used for inside corners...


...or odd angles.




Original size panel



Cut panel to desired width with grinder



Modified panel, no clips



Modified panel with clips attached

Bolt-on clip



Bolt-on clip with bolt



Velox Safety Barrier System Posts and Panels



Velox Posts

Velox posts are made of sturdy 16-gauge carbon steel and are powder coated yellow. All have slots for Velox Panel clips to slide in.

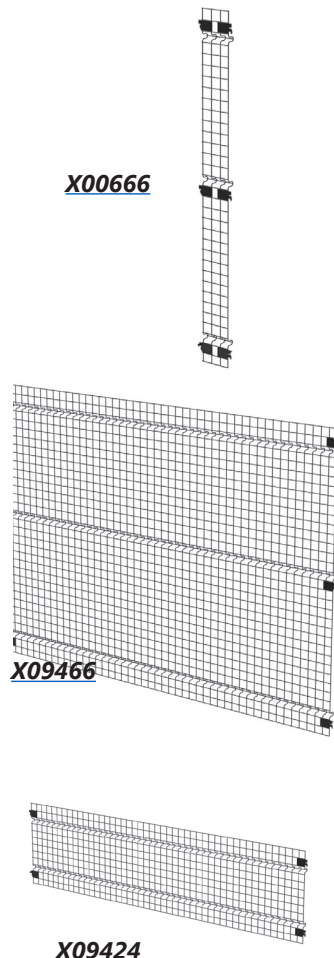


Velox Safety Barrier System Post Selection Guide						
Part Number	Price	Post Type	Height	Overall Width	Weight	Drawing
XG5506	\$89.00	Line or corner post	6ft [1.829 m]	2.5 in [64mm]	13.9 lb [6.3 kg]	PDF
XG5106	\$150.00	Hinged adjustable corner post	6ft [1.829 m]	2.5 in [64mm]	13.2 lb [5.98 kg]	PDF
XG5508	\$106.00	Line or corner post	8ft [2.438 m]	2.5 in [64mm]	17.9 lb [8.14 kg]	PDF
XG5108	\$206.00	Hinged adjustable corner post	8ft [2.438 m]	2.5 in [64mm]	17.1 lb [7.77 kg]	PDF

Velox Safety Barrier System Replacement Post Selection Guide						
Part Number	Price	Post Type	Height	Overall Width	Weight	Drawing
XG5506D	\$105.00	Replacement swing door post	6ft [1.829 m]	2.5 in [64mm]	18 lb [8.14 kg]	PDF
XG5506T	\$98.00	Replacement slide door post	6ft [1.829 m]	2.5 in [64mm]	16.2 lb [7.35 kg]	PDF
XG5508D	\$122.00	Replacement swing door post	8ft [2.438 m]	2.5 in [64mm]	22lb [9.97 kg]	PDF
XG5508T	\$116.00	Replacement slide door post	8ft [2.438 m]	2.5 in [64mm]	20.3 lb [9.19 kg]	PDF

Panels

Velox panels are made with 8-gauge carbon steel wire in a 2in x 2in square grid pattern. All panels have a black powder coat finish.



Velox Safety Barrier System Panel Selection Guide					
Part Number	Price	Height	Overall Width	Weight	Drawing
X00666	\$63.00	66in [1676.4 mm]	6.25 in [158.8 mm]	3.9 lb [1.79 kg]	PDF
X01066	\$64.00	66in [1676.4 mm]	10.25 in [260.4 mm]	5.6 lb [2.54 kg]	PDF
X01666	\$77.00	66in [1676.4 mm]	16.25 in [412.8 mm]	8.1 lb [3.67 kg]	PDF
X02266	\$88.00	66in [1676.4 mm]	22.25 in [565.2 mm]	10.6 lb [4.8 kg]	PDF
X02866	\$100.00	66in [1676.4 mm]	28.25 in [717.6 mm]	13.1 lb [5.93 kg]	PDF
X03466	\$111.00	66in [1676.4 mm]	34.25 in [870.0 mm]	15.6 lb [7.06 kg]	PDF
X04066	\$120.00	66in [1676.4 mm]	40.25 in [1022 mm]	18.1 lb [8.19 kg]	PDF
X04666	\$135.00	66in [1676.4 mm]	46.25 in [1175 mm]	20.6 lb [9.32 kg]	PDF
X05866	\$158.00	66in [1676.4 mm]	58.25 in [1480 mm]	25.5 lb [11.58 kg]	PDF
X07066	\$177.00	66in [1676.4 mm]	70.25 in [1784 mm]	30.5 lb [13.84 kg]	PDF
X08266	\$197.00	66in [1676.4 mm]	82.25 in [2089 mm]	35.5 lb [16.1 kg]	PDF
X09466	\$221.00	66in [1676.4 mm]	94.25 in [2394 mm]	40.5 lb [18.37 kg]	PDF
X00624	\$45.50	24in [609.6 mm]	6.25 in [158.8 mm]	1.9 lb [0.84 kg]	PDF
X01024	\$46.50	24in [609.6 mm]	10.25 in [260.4 mm]	2.5 lb [1.14 kg]	PDF
X01624	\$52.00	24in [609.6 mm]	16.25 in [412.8 mm]	3.5 lb [1.59 kg]	PDF
X02224	\$58.00	24in [609.6 mm]	22.25 in [565.2 mm]	4.5 lb [2.04 kg]	PDF
X02824	\$62.00	24in [609.6 mm]	28.25 in [717.6 mm]	5.5 lb [2.49 kg]	PDF
X03424	\$66.00	24in [609.6 mm]	34.25 in [870.0 mm]	6.5 lb [2.94 kg]	PDF
X04024	\$70.00	24in [609.6 mm]	40.25 in [1022 mm]	7.5 lb [3.38 kg]	PDF
X04624	\$77.00	24in [609.6 mm]	46.25 in [1175 mm]	8.5 lb [3.83 kg]	PDF
X05824	\$82.00	24in [609.6 mm]	58.25 in [1480 mm]	10.4 lb [4.73 kg]	PDF
X07024	\$91.00	24in [609.6 mm]	70.25 in [1784 mm]	12.4 lb [5.63 kg]	PDF
X08224	\$102.00	24in [609.6 mm]	82.25 in [2089 mm]	14.4 lb [6.53 kg]	PDF
X09424	\$110.00	24in [609.6 mm]	94.25 in [2394 mm]	16.4 lb [7.42 kg]	PDF

Notes:

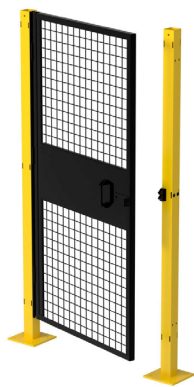
*For 8ft [96in] posts you will stack a 24in panel on top of a 66in panel.
All guarding will have a 6in sweep space at the bottom of the guarding.*

Velox Safety Barrier System Doors




Velox Safety Barrier System Doors Selection Guide								
Part Number	Price	Door Type	Door Hanging	Door Width	Opening Clearance	Overall Height	Overall Width	Drawing
XGC220366-091	\$537.00	Swing door	Hinge left, swing out	36in [914.4 mm]	34.25in [870mm]	72in [1828.8 mm]	39.25 in [996.95 mm]	PDF
XGC220366-094	\$537.00	Swing door	Hinge right, swing out	36in [914.4 mm]	34.25in [870mm]	72in [1828.8 mm]	39.25 in [996.95 mm]	PDF
XGC220466-091	\$581.00	Swing door	Hinge left, swing out	48in [1219.2 mm]	46.25in [1175mm]	72in [1828.8 mm]	51.25 in [1301.75 mm]	PDF
XGC220466-094	\$581.00	Swing door	Hinge right, swing out	48in [1219.2 mm]	46.25in [1175mm]	72in [1828.8 mm]	51.25 in [1301.75 mm]	PDF
XGC400666	\$912.00	Swing door	Double swing out	72in [1828.8 mm]	70.25in [1784mm]	72in [1828.8 mm]	75.25 in [1911.4 mm]	PDF
XGC400866	\$1,048.00	Swing door	Double swing out	96in [2438.4 mm]	94.25in [2394mm]	72in [1828.8 mm]	99.25 in [2521.0 mm]	PDF
XGC220390-091	\$642.00	Swing door	Hinge left, swing out	36in [914.4 mm]	34.25in [870mm]	96in [2438.4 mm]	39.25 in [996.95 mm]	PDF
XGC220390-094	\$642.00	Swing door	Hinge right, swing out	36in [914.4 mm]	34.25in [870mm]	96in [2438.4 mm]	39.25 in [996.95 mm]	PDF
XGC220490-091	\$704.00	Swing door	Hinge left, swing out	48in [1219.2 mm]	46.25in [1175mm]	96in [2438.4 mm]	51.25 in [1301.75 mm]	PDF
XGC220490-094	\$704.00	Swing door	Hinge right, swing out	48in [1219.2 mm]	46.25in [1175mm]	96in [2438.4 mm]	51.25 in [1301.75 mm]	PDF
XGC590366-098	\$1,147.00	Slide door	Slide left open	36in [914.4 mm]	34.25in [870mm]	72in [1828.8 mm]	76in [1930.4 mm]	PDF
XGC590366-097	\$1,147.00	Slide door	Slide right open	36in [914.4 mm]	34.25in [870mm]	72in [1828.8 mm]	76in [1930.4 mm]	PDF
XGC590466-098	\$1,275.00	Slide door	Slide left open	48in [1219.2 mm]	46.25in [1175mm]	72in [1828.8 mm]	100in [2540mm]	PDF
XGC590466-097	\$1,275.00	Slide door	Slide right open	48in [1219.2 mm]	46.25in [1175mm]	72in [1828.8 mm]	100in [2540mm]	PDF
XGC590566-098	\$1,392.00	Slide door	Slide left open	60in [1524 mm]	58.25in [1480mm]	72in [1828.8 mm]	124in [3149.6 mm]	PDF
XGC590566-097	\$1,392.00	Slide door	Slide right open	60in [1524 mm]	58.25in [1480mm]	72in [1828.8 mm]	124in [3149.6 mm]	PDF
XGC610666	\$2,030.00	Slide door	Double slide	72in [1828.8 mm]	70.25in [1784mm]	72in [1828.8 mm]	148.75 in [3778.3 mm]	PDF
XGC610866	\$2,286.00	Slide door	Double slide	96in [2438.4 mm]	94.25in [2394mm]	72in [1828.8 mm]	196.75 in [4997.5 mm]	PDF


NOTE: Doors include all necessary posts and hardware



[XGC220366-091](#)




[XGC220366-094](#)




[XGC400666](#)



[XGC590366-097](#)



[XGC590466-098](#)



[XGC610666](#)

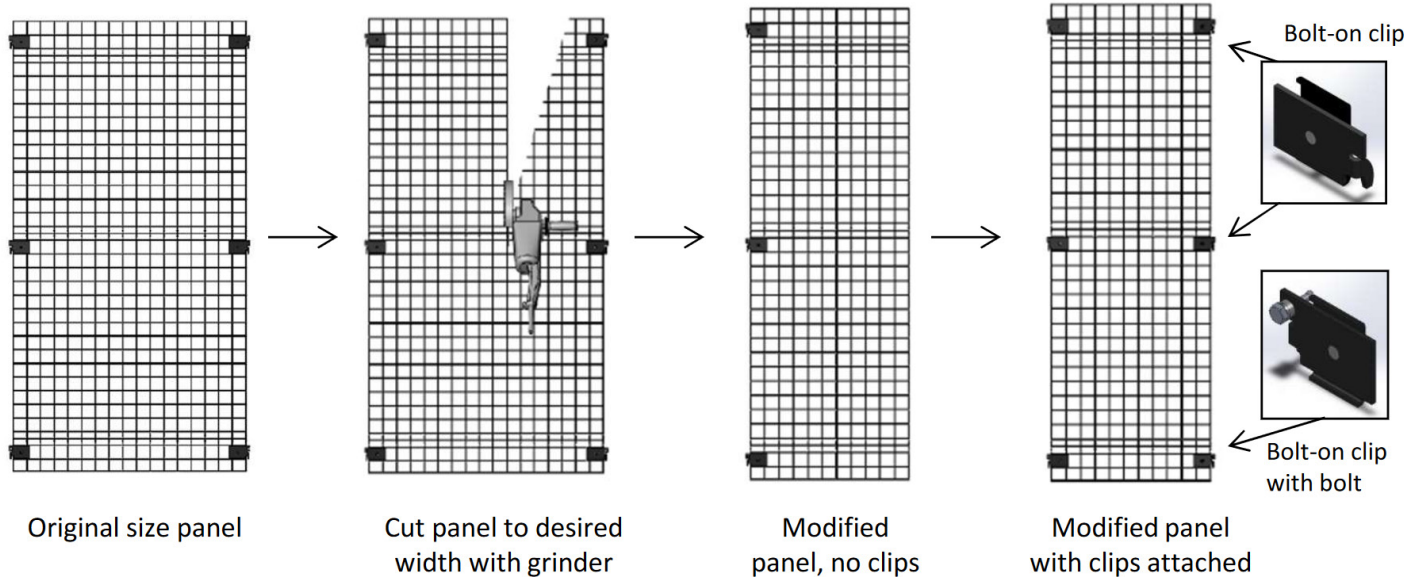
Velox Safety Barrier System Accessories



Velox Safety Barrier System Accessories Selection Guide				
Part Number	Price	Description	Weight	Drawing
XGBC	\$33.00	Custom cut mounting clips, vertical	1.6 lb [0.74 kg]	PDF
XGBC-NF	\$16.50	Custom cut mounting clips, horizontal	0.6 lb [0.25 kg]	PDF

For Width Modification, Use XGBC

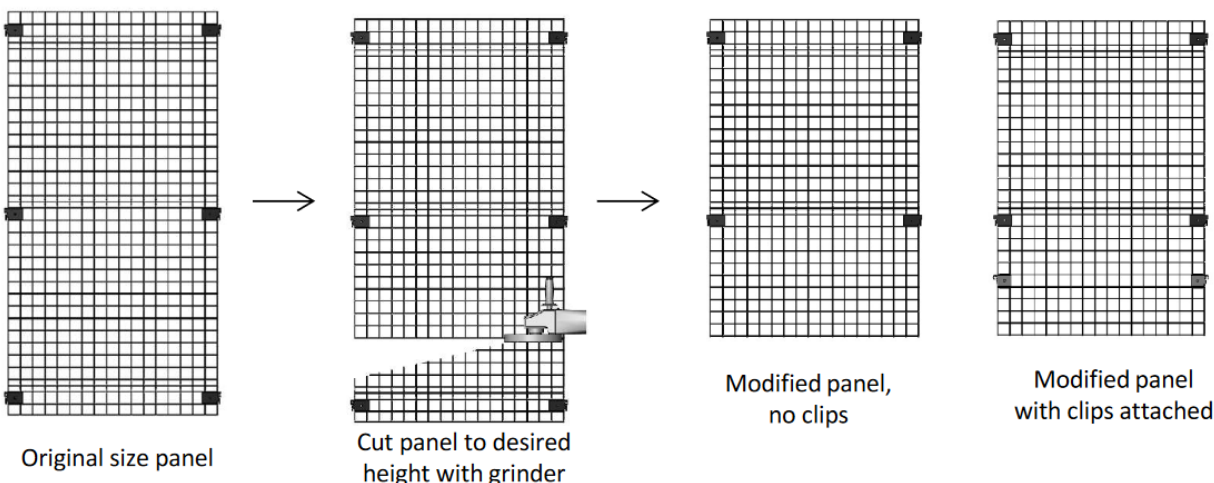
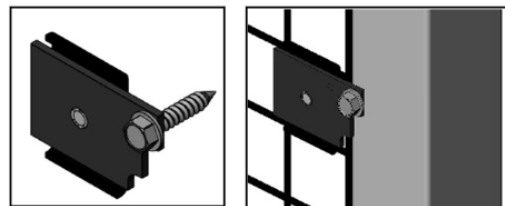
Modify in the field to create the exact panel width you need. XGBC includes 3 left-hand and 3 right-hand clips. A 6ft high system requires a total of 3 bolt-on clips, while an 8ft high system requires a total of 5 bolt-on clips.



NOTE: When working on an 8ft high system, cut one side of the 66in high panel and the opposite side on the 24in.

For Height Modification, Use XGBC-NF If Needed

Modify in the field to create the exact height you need. If the bolt-on clips do not line up with the pre-punched holes in the post, use XGBC-NF to secure panel to post with the included self-tapping screws.



Safety Products



Warning: Safety products sold by AutomationDirect are Safety components only. The purchaser/installer is solely responsible for the application of these components and ensuring all necessary steps have been taken to assure each application and use meets all performance and applicable safety requirements and/or local, national and/or international safety codes as required by the application. AutomationDirect cannot certify that our products, used solely or in conjunction with other AutomationDirect or other vendors' products, will assure safety for any application. Any person using or applying any products sold by AutomationDirect is responsible for learning the safety requirements for their individual application and applying them, and therefore assumes all risks, and accepts full and complete responsibility, for the selection and suitability of the product for their respective application.

AutomationDirect does not provide design or consulting services, and cannot advise whether any specific application or use of our products would ensure compliance with the safety requirements for any application.