



EchoSpan® & EchoSwitch® Ultrasonic Liquid Level Sensors



Overview

The, EchoSpan and EchoSwitch are innovative ultrasonic liquid level sensor families that replace float, conductance and pressure sensors that fail due to contact with dirty, sticky and scaling media in small, medium and large capacity tanks. Applied in chemical, water and wastewater applications, these general purpose non-contact sensors are available with single and multi-function capabilities including continuous level measurement, switching and control.

For input to a PLC or other controller, measurement outputs include current, voltage and frequency. Models with three relays can be configured for level alarms and/or stand-alone level control such as automatic fill or empty functions using the embedded level controller. Units are easily configured using built-in pushbuttons.



EchoSpan & EchoSwitch Ultrasonic Liquid Level Sensors General Specifications							
Model	<u>LU80-5101</u>	<u>LU81-5101</u>	<u>LU83-5101</u>	<u>LU84-5101</u>	<u>LU77-5004</u>	<u>LU74-5004</u>	<u>LU78-5004</u>
Price	\$800.00	\$950.00	\$975.00	\$1,145.00	\$1,035.00	\$1,100.00	\$1,165.00
Type	EchoSpan				EchoSwitch		
Class	General Purpose (non-hazardous)						
Range	4in to 9.8 ft (10cm to 3m)	8in to 18ft (20cm to 5.5 m)	8in to 26.2 ft (20cm to 8m)	12in to 32.8 ft (30cm to 10m)	4in to 9.8 ft (10cm to 3m)	8in to 18 ft (20cm to 5.5 m)	8in to 26.2 ft (20cm to 8m)
Output Types	4-20 mA, two-wire				(1) SPDT relay, (2) SPST relays 4-20 mA, two-wire		
Install	Vertical, top of tank						
Mounting	1in MNPT	2in MNPT			1in MNPT	2in MNPT	
Relays	No relay				(1) SPDT relay, (2) SPST relays		
Configuration	Pushbutton / LCD						
Ambient Temperature	-40° to 160°F (-40° to 71°C)						
Process Temperature	-4° to 140°F (-20° to 60°C)						
Pressure	30 PSI (2 bar) MAX						

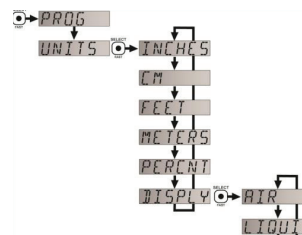
Pushbutton Configuration

With no software or PC required EchoSpan, and EchoSwitch ultrasonic level sensors are easily configured using integral pushbuttons and LCD digital display. Configuration parameters are organized in a simple menu structure so that parameter values are easily accessed and set or changed as needed. Parameters are stored in non-volatile memory so the setting values are not lost when the sensor is powered down, allowing configuration before installation in the field.



Click on the thumbnail or go to <https://www.automationdirect.com/VID-LE-0002> for a short video introduction to Flowline EchoSpan, EchoSwitch and PodView product lines.

Example - EchoSpan Display and Menu




FLOWLINE™
 LEVEL BEST

EchoSwitch® LU Series Ultrasonic Level Sensors

Overview

The EchoSwitch LU series of ultrasonic level sensors are configured via the integral pushbutton display module, provides continuous level detection up to 26.2 ft (8m) with 3 programmable relays for level switch or level control functions and a 4-20 mA output. Each relay can be configured on a single setpoint (high level alarm or low level alarm) or latched on two setpoints for automatic fill or empty in simplex (one pump or valve), duplex (two pumps) or triplex (three pumps) level control modes with selectable time delay and fail-safe logic. The embedded level controller can lower cost by replacing external control hardware. These non-contact level sensors are ideally suited for corrosive, sticky or dirty liquids, and are broadly selected for pump lift station, sump and day tank level applications.

Features

- 3 level detection ranges: 9.8 ft (3m), 18.0 ft (5.5 m) and 26.2 ft (8m)
- Configuration is simple via integral pushbutton display module
- Three programmable relays for switch, pump control and fail-safety
 - 1 pump or valve with 2 alarms
 - 2 pumps (lead-lag) with 1 alarm
 - 2 pumps (duplexing) with 1 alarm
 - 3 independent outputs
- 4-20 mA output can be used to provide local or remote level detection
- LCD display indicates level height in engineering units and relay status
- Narrow 2 inch or 3 inch beam width for applications with limited measurement space
- Short 4 inch or 8 inch dead band maximizes the measureable filling capacity of the tank
- PVDF transducer and NEMA 4X / IP65 polycarbonate enclosure for corrosive liquids
- Automatic temperature compensation
- 2-year warranty


 Part No. [LU77-5004](#)

 Part No. [LU74-5004](#)

 Part No. [LU78-5004](#)

LU70 Series Technical Specifications

Model	LU77-5004		LU74-5004	LU78-5004
Price	\$1,035.00		\$1,100.00	\$1,165.00
Range	4in to 9.8 ft (10cm to 3m)		8in to 18ft (20cm to 5.5 m)	8in to 26.2 ft (20cm to 8m)
Repeatability	0.25 in (6.35 mm)			
Loop Output	4-20 mA isolated, sinking 12 to 28 VDC**			
Loop Resistance	500Ω max @ 24 VDC			
Sensing Dead Band*	4in (10cm)	8in (20cm)		
Beam Width	2in (5.1 cm)	3in (7.6 cm)		
Configuration	Pushbutton / LCD			
Memory	Non-volatile			
Display Type	Level and relay status, 6 character			
Display Units	Inch, cm, percent, feet or meter			
LCD Indication	Level and relay status			
Supply Voltage	95 to 250 VAC (separate 12-28 VDC power supply required for 4-20 mA loop output)			
Power	20W @ 120VAC			
Contact Type	Relay 1, SPDT relay; Relay 2 & 3, SPST, N.O., all commons connected together			
Contact Rating	2A @ 30VDC max / 2A @ VAC max			
Terminal Block	22-14 AWG (tighten torque, 0.5 Nm)			
Contact Fail-Safe	Programmable / selectable			
Process Temperature	-4° to 140°F (-20° to 60°C)			
Temp. Compensation	Automatic			
Ambient Temperature	-40° to 160°F (-40° to 71°C)			
Pressure	30 PSI (2 bar) MAX			
Enclosure Rating	NEMA Type 4X (IP65)			
Enclosure Material	Polycarbonate			
Transducer Material	Polyvinylidene Fluoride			
Enclosure Hardware	Brass & stainless steel			
Enclosure Vent	Water tight membrane			
Conduit Entrance	Dual, 1/2" FNPT			
Process Mount	1in MNPT (See accessories for installation fittings)	2in MNPT (See accessories for installation fittings)		
Mount Gasket	Viton (included, replacement part number 200128)	Viton (included, replacement part number 200129)		
Weight (lbs)	1.5	2.0		
Classification	General purpose			
Compliance	CE, RoHS			

* Dead band is the minimum distance the sensor must be mounted above the max liquid level.

** If supply exceeds 28 VDC damage to the transmitter may occur.

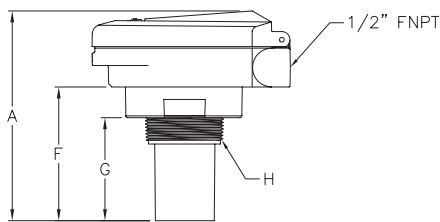
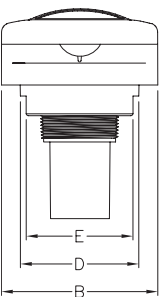
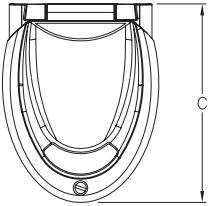


EchoSwitch® LU Series Ultrasonic Level Sensors

Dimensions

inches [mm]

LU70 Series



See our website www.AutomationDirect.com for complete Engineering drawings.

Dimensions	A	B	C	D	E	F	G	H
LU74 & LU78	5.50 [139.6]	4.10 [104.1]	5.20 [132.1]	3.10 [78.8]	2.80 [71.1]	3.50 [89.0]	2.70 [69.0]	2" MNPT
LU77	3.90 [99.1]	4.10 [104.1]	5.20 [132.1]	3.10 [78.8]	2.80 [71.1]	1.90 [48.3]	1.25 [31.8]	1" MNPT

When installing the 1" NPT level sensors care should be used to mechanically isolate the sensor housing from the tank. This can easily be done by using any of the Flowline mounting accessories which are designed to provide the isolation needed.

Configuration

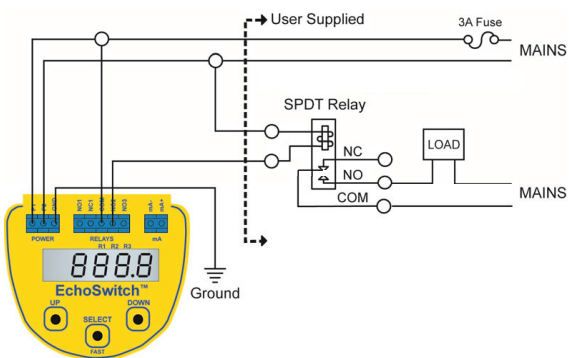
The transmitter is configured using the three buttons (UP, DOWN and SELECT) and the transmitter's LCD on the transmitters face.

More information about configuring the LU series sensors can be found at www.AutomationDirect.com



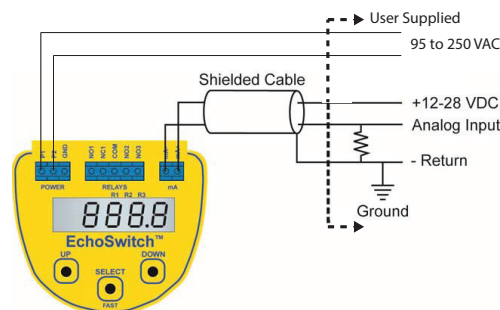
Wiring

Relay Application



Note: Isolate power to instrument from power to load (pumps, etc.) as much as possible by running power to the sensor directly from main power source. All relay commons are internally connected.

Loop Application



Note: Separate 12-28 VDC power supply is required for loop output.