



# EchoPod® & EchoSonic® II Ultrasonic Liquid Level Sensors



The EchoPod and EchoSonic II are innovative ultrasonic liquid level sensor families that replace float, conductance and pressure sensors that fail due to contact with dirty, sticky and scaling media in small, medium and large capacity tanks. Applied in chemical, water and wastewater applications, these general purpose non-contact sensors are available with single and multi-function capabilities including continuous level measurement, switching and control.

For input to a PLC or other controller, measurement outputs include current, voltage and frequency. Models with four relays can be configured for level alarms and/or stand-alone level control such as automatic fill or empty functions using the embedded level controller. PC configuration is simple with **WEBCAL™** software.



EchoPod & EchoSonic II Ultrasonic Liquid Level Sensors General Specifications											
Model	DL34-00		DL24-00	DL14-00	DS14-00	DX10-00	DL10-00	LU27-00	LU23-00	LU28-00	LU29-00
Price	\$835.00		\$625.00	\$470.00	\$505.00	\$415.00	\$415.00	\$780.00	\$835.00	\$1,035.00	\$1,190.00
Type	EchoPod							EchoSonic II			
Class	General Purpose (non-hazardous)										
Media*	Liquids										
Range	8in to 18 ft (20cm to 5.5 m)	4in to 9.8 ft (10cm to 3m)	2in to 4.1 ft (5cm to 1.25 m)				4in to 9.8 ft (10cm to 3m)	8in to 18 ft (20cm to 5.5 m)	8in to 26.2 ft (20cm to 8m)	8in to 32.8 ft (20cm to 10m)	
Output Types	4-20 mA and (4) SPST relays				(4) SPST relays	0-5V, 0-10V, 976-2000 Hz	4-20 mA				
Install	Vertical, top of tank										
Mounting	2in MNPT	1in MNPT						2in MNPT			
Relays	(4) SPST				No Relay						
Configuration	<a href="#">WEBCAL</a> Software (free download) and LI99-2001 Fob USB Adapter (purchased separately)										
Ambient Temperature	-31° to 140°F (-35° to 60°C)										
Process Temperature	20° to 140°F (-7° to 60°C)						-4° to 140°F (-20° to 60°C)				
Pressure	30 PSI (2 bar) max.										

\* Any factor that negatively affect sound's ability to travel such as, vapor, condensation, foam, turbulence, vacuum, etc., will have a negative effect on the ultrasonic sensor signal and should be avoided. For condensing environments the Flowline UG/US series of Reflective Ultrasonic Level Sensors are recommended.

## WEBCAL Software



WEBCAL



LI99-2001

WEBCAL PC software is a utility program that allows users to easily configure their EchoSonic II and EchoPod level transmitters, switches, and controllers. Download your free copy of **WEBCAL** at [www.AutomationDirect.com](http://www.AutomationDirect.com), and connect your sensor through our Fob USB adapter (LI99-2001). Develop your configuration using pre-programmed function menus as the tank graphic and set point fields automatically change to match your configuration. Then, input your level set point values and click the Write to Unit button. Your configuration will be downloaded into the sensor and verified in less than a second. Last, click the Wiring Diagram button to open a wiring schematic of your configuration in PDF format. Print the document, disconnect the sensor and wire it per the schematic. As new software or firmware becomes available, they can be downloaded and updated through **WEBCAL**.

## PodView®



LI40-1001

The PodView digital level indicator is a low cost general purpose level indicator that displays engineering units for level or volume and shares power with an EchoPod ultrasonic sensor, including loop powered devices. The LI40 can be field mounted for local indication as well as be used to make simple setting changes to the sensor. The display can be easily attached to any EchoPod sensor that has been configured with **WEBCAL** 6.0 / firmware 50.0 or higher. PodView displays sensor output and can reconfigure sensor setpoints on the fly. PodView shares power with the sensor and does not require any additional outside power supply.



Click on the thumbnail or go to <https://www.automationdirect.com/VID-LE-0003> for a short video introduction to Flowline Ultrasonic Level Switches.



Click on the thumbnail or go to <https://www.automationdirect.com/VID-LE-0002> for a short video introduction to Flowline EchoTouch, EchoSpan, EchoSwitch and PodView product lines.



# EchoPod DL Series Multi-Function Ultrasonic Liquid Level Sensors

## Overview

The EchoPod DL series multi-function ultrasonic liquid level sensors provide continuous level measurement up to 4.1 ft (1.25m), 9.8 ft (3m), or 18 ft (5.5m), with a 4-20mA signal output and 4 programmable relays for level switch or level control functions, and are configured via [WEBCAL](#) software. The embedded level controller can lower cost by replacing external control hardware. This non-contact liquid level sensor is ideally suited for corrosive, sticky or dirty liquids, and is broadly selected for small day tank, skid, intermediate bulk tanks, sump and process tank level applications.

Part No. [DL14-00](#)Part No. [DL24-00](#)Part No. [DL34-00](#)

## Features

- Switch and control functions with continuous level measurement analog output up to 4.1 ft (1.25m), 9.8 ft (3m) or 18 ft (5.5m)
- Configuration is fast and easy via [WEBCAL](#) software and USB adapter
- Narrow beam width and short dead band optimized for small tanks
- 4-20 mA signal output and four programmable relays rated at 1A / 60VA for switch, pump or valve control and fail-safety
  - 1 pump or valve with 3 alarms
  - 2 pumps (lead-lag) with 2 alarms
  - 2 pumps (duplexing) with 2 alarms
  - 4 independent outputs
- PVDF transducer and NEMA Type 6P polycarbonate enclosure for corrosive liquids, UV stable for outdoor use
- Automatic temperature compensation for accurate measurement
- 2-year warranty



## Agency Approvals

- cFMus



## DLx4 Series Technical Specifications

Model	<a href="#">DL14-00</a>	<a href="#">DL24-00</a>	<a href="#">DL34-00</a>
Price	\$470.00	\$625.00	\$835.00
Range	2in to 4.1 ft (5cm to 1.25 m)	4in to 9.8 ft (10cm to 3m)	8in to 18.0 ft (20cm to 5.5 m)
Accuracy	0.125 in (3mm)	± 0.2% of range	
Resolution	0.019 in (0.5 mm)	0.039 in (1mm)	0.079 in (2mm)
Sensing Dead Band*	2in (5.1 cm)	4in (10.2 cm)	8in (20.3 cm)
Beam Width	2in (5.1 cm)	2in (5.1 cm)	3in (7.6 cm)
Configuration	<a href="#">WEBCAL</a> Free Software and LI99-2001 Fob USB Adapter		
Memory	Non-volatile		
Loop Supply Voltage	14 - 28 VDC <sup>1</sup>		
Consumption	0.5 W		
Loop Resistance	500Ω max @ 24 VDC		
Signal Output	4-20 mA, two-wire		
Signal Invert	4-20 mA or 20-4 mA		
Loop Fail-Safe	4mA, 20mA, 21mA, 22mA or hold last		
Contact Type	(4) SPST relays		
Contact Ratings	0.5 A @ 120 VAC/DC; 1A @ 30 VAC/DC		
Contact Fail-Safe	Power loss: Hold last; Echo loss: Open, close or hold last		
Hysteresis	Selectable		
Process Temperature	20° to 140°F (-7° to 60°C)		
Temp. Compensation	Automatic		
Ambient Temperature	-31° to 140°F (-35° to 60°C)		
Pressure	30 PSI (2 bar) MAX		
Enclosure Rating	NEMA Type 6P, IP67, encapsulated, corrosion resistant & submersible, UV stable		
Enclosure Material	Polycarbonate		
Strain Relief Material	Santoprene		
Transducer Material	Polyvinylidene Fluoride		
Cable Jacket Material	Polyurethane		
Cable Type	9-conductor, shielded		
Cable Length	48in (1.2 m)		
Process Mount	1in MNPT (See accessories for installation fittings)		2in MNPT (See accessories for installation fittings)
Mount Gasket	Viton (included, replacement part number 204038)	Viton (included, replacement part number 200128)	Viton (included, replacement part number 200129)
Weight (lbs)	0.5	0.9	1.8
Classification	General purpose		
Compliance	CE, RoHS		
Agency Approvals	cFMus		

\* Dead band is the minimum distance the sensor must be mounted above the max liquid level.

<sup>1</sup> If supply exceeds 28 VDC damage to the transmitter may occur.

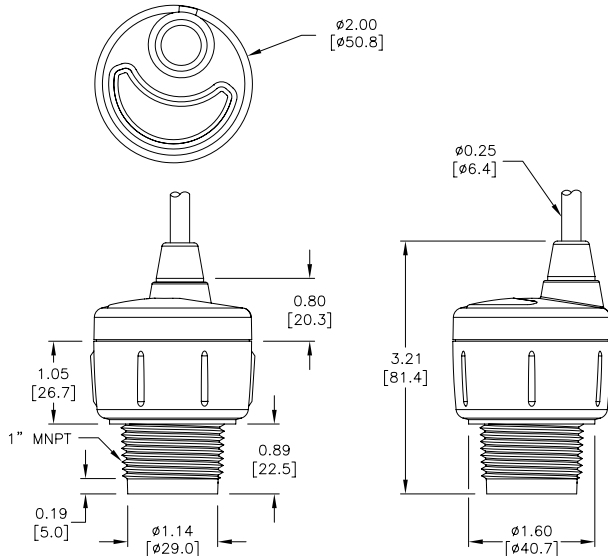


# EchoPod DL Series Multi-Function Ultrasonic Liquid Level Sensors

## Dimensions

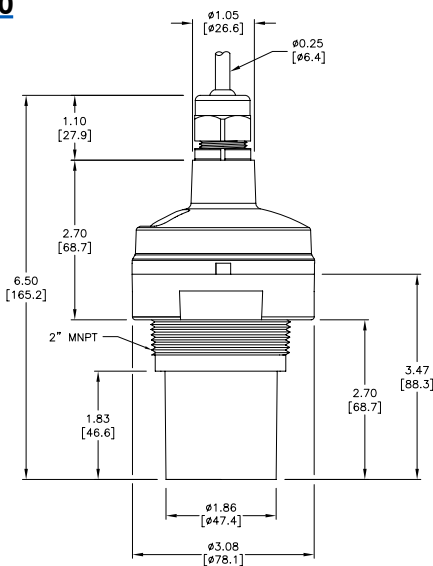
inches [mm]

### DL14-00



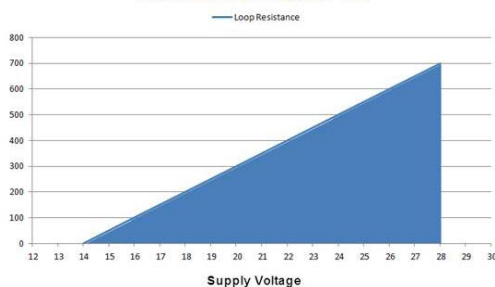
When installing the 1 inch NPT level sensors care should be used to mechanically isolate the sensor housing from the tank. This can easily be done by using any of the Flowline mounting accessories which are designed to provide the isolation needed.

### DL34-00

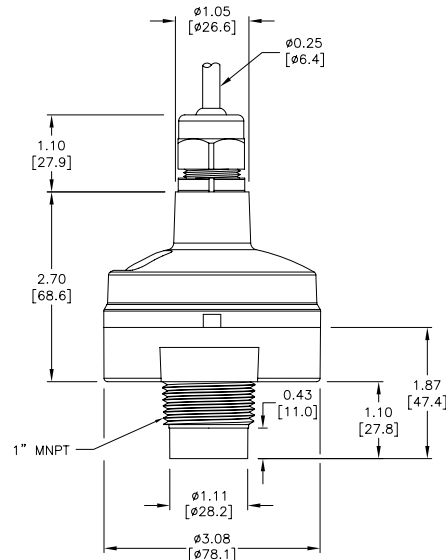


See our website [www.AutomationDirect.com](http://www.AutomationDirect.com) for complete Engineering drawings.

Maximum Loop Resistance in  $\Omega$

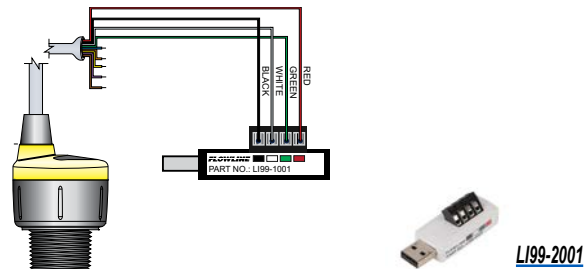


### DL24-00



## Configuration

The settings for the the DL series are configured with free WebCal software (downloadable from AutomationDirect Web site) and an [LI99-2001](#) Fob USB adapter (purchased separately).



See the end of the Ultrasonic Level Sensor Section for further details and Accessories

## Wiring





# PodView® Digital Level Indicator



## Overview

The PodView digital level indicator is a low cost general purpose indicator that displays engineering units for level or volume when combined with an EchoPod DL, DS and DX series ultrasonic sensor that has been configured with [WEBCAL](#) 6.0 / firmware 50.0 or higher. The LI40 can be field mounted for local indication as well as be used to make simple setting changes to the sensor. PodView displays sensor output and can reconfigure sensor set points on the fly without needing to connect to a PC. PodView shares power with the EchoPod DL, DS and DX series sensor and does not require any additional separate power supply.

## Features

- Operates with all EchoPod DL, DS and DX series level sensors compatible with [WEBCAL](#) 6.0 software / firmware 50.0 or higher
- No separate power supply required
- Use PodView to make simple adjustments to EchoPods sensor settings
- Provides level indication up to 15 feet from sensor
- Corrosion resistant NEMA 4 / IP65 enclosure
- No configuration required for the display. Simply wire the display directly to a programmed compatible EchoPod sensor
- Display can be transferred from sensor to sensor without any configuration changes to the display
- Make quick setpoint changes without the need to connect sensor back to a PC
- 2-year warranty

## Agency Approvals

- CE



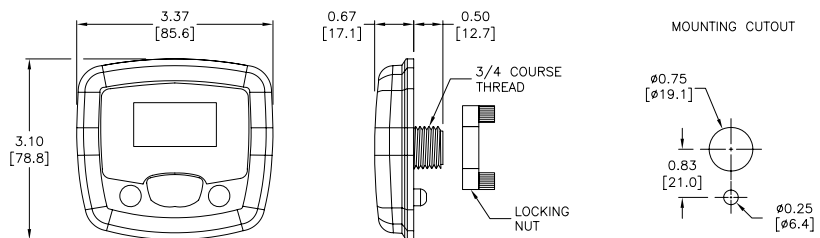
## LI40-1001 Technical Specifications

<b>Price</b>	\$286.00
<b>Display Type</b>	LCD, 6-digit with 4 relay indicators
<b>Display (Engineering Units)</b>	Level or Volume
<b>Character Height</b>	0.374 in (9.5 mm)
<b>Linearization</b>	per sensor configuration
<b>User Interface</b>	Three button
<b>Input</b>	EchoPod DL, DS and DX sensor family
<b>Memory</b>	Non-volatile
<b>Supply Voltage</b>	12-28 VDC power shared with sensor (EchoPod not to exceed 28 VDC)
<b>Operating Temperature</b>	-4°F to 140°F (-20°C to 60°C)
<b>Cable Type</b>	4-conductor, 22 AWG (0.33 mm <sup>2</sup> )
<b>Cable Length</b>	4ft (1.2 m)*
<b>Cable Jack Material</b>	Polyurethane
<b>Enclosure Rating</b>	NEMA 4 (IP65) faceplate
<b>Enclosure Material</b>	Polycarbonate
<b>Enclosure Mount</b>	Panel
<b>Button Material</b>	Silicon rubber
<b>Classification</b>	General purpose
<b>Weight (lbs)</b>	0.6
<b>Compliance</b>	CE, RoHS

\* Maximum distance between EchoPod sensor and PodView display is 15 ft (4.5m)

## Dimensions

inches [mm]

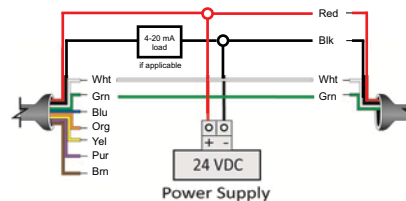
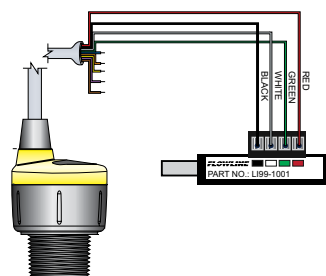


See our website [www.AutomationDirect.com](http://www.AutomationDirect.com) for complete Engineering drawings.

## Configuration

The settings for the the EchoPod DL, DS and DX series are configured with free [WEBCAL](#) software (downloadable from AutomationDirect Web site) and an [LI99-2001](#) Fob USB adapter (purchased separately). To be compatible with PodView the EchoPod DL, DS and DX sensor must be configured with WebCal 6.0 / firmware 50.0 or higher.

## Wiring



Note: Maximum distance between EchoPod sensor and PodView display is 15 ft. (4.5m)



See the [WEBCAL](#) software catalog page in this section for further details



# WebCal Ultrasonic Level Sensor Software and USB Fob Adapter



## Overview

**WEBCAL** PC software is a utility program that allows users to easily configure their EchoPod, EchoTouch and EchoSonic II level transmitters, switches, and controllers. Download your free copy of **WEBCAL** at [www.AutomationDirect.com](http://www.AutomationDirect.com), and connect your sensor through the Fob USB adapter (LI99-2001). Develop your configuration using pre-programmed function menus as the tank graphic and set point fields automatically change to match your configuration. Then, input your level set point values and click the Write to Unit button. Your configuration will be downloaded into the sensor and verified in less than a second. Last, click the Wiring Diagram button to open a wiring schematic of your configuration in PDF format. Print the document, disconnect the sensor and wire it per the schematic. It's that simple.

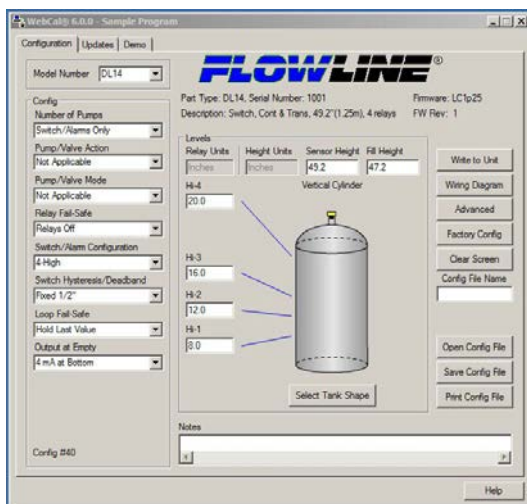
Configuration files can be named, saved, emailed, printed, opened and used again under revision control. The advanced feature page enables you to change the measurement signal, output filtering and invert relay states from N.O. to N.C. As new software or firmware becomes available, they can be downloaded and updated through **WEBCAL**.

## Features

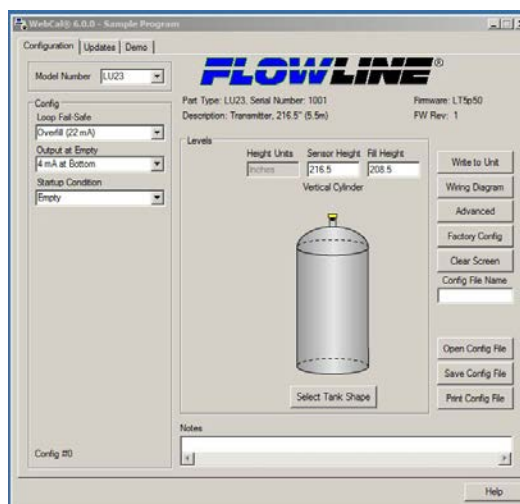
- 169 configurations with pull-down menu selections
- Graphical interface lets you visualize your configuration
- Applicable level set point fields appear automatically
- Installs and tests configuration in less than a second
- Available PDF wiring diagram for each configuration
- Technical help menu with FAQs, tips and glossary
- Rapidly program sensors to the same configuration
- Save configuration files for future use or reference
- Print wiring diagrams and configuration text files
- Email configuration files to other remote users
- Please check [www.automationdirect.com](http://www.automationdirect.com) for the most recent system requirements.

WebCal Ultrasonic Level Sensor Software and USB Adapter					
Part No.	Item Photo	Description	Quantity	Weight (lbs)	Price
<b>LI99-2001</b>		Flowline Fob USB adapter, required for use with WebCal software to configure Flowline EchoPod, EchoTouch and EchoSonic II ultrasonic level sensors.	1	0.1	\$65.00
<b>WEBCAL</b>		Configuration software for Flowline EchoPod, EchoTouch and EchoSonic II ultrasonic level sensors. Requires an LI99-2001 Fob USB adapter (purchased separately).	1	0.1	Free Download

## EchoPod Configuration



## EchoSonic II Configuration



Click on the thumbnail or go to <https://www.automationdirect.com/VID-LE-0004> for Part 1 of our How To video on the use of the Flowline Ultrasonic Level Sensors



Click on the thumbnail or go to <https://www.automationdirect.com/VID-LE-0005> for Part 2 of our How To video on the use of the Flowline Ultrasonic Level Sensors