

# Tamperproof Thermostats



011600-00

## Applications

### Normally Closed (N.C.)

Normally Closed tamperproof (pre-set) thermostats have a red module and contacts that open when the air temperature rises above the setpoint. Uses may include regulating heaters or switching signal devices when temperature has fallen below the setpoint value.

### Normally Open (N.O.)

Normally Open tamperproof (pre-set) thermostats have a blue module and contacts that close when the air temperature rises above the setpoint. Uses may include regulating cooling devices (heat exchangers, filter fans, vortex coolers, etc) or switching signal devices when temperature exceeds the setpoint value.



011610-02



011630-00

## Features

- Compact design
- Fixed set points
- Color coded modules
- DIN rail mounting



Tamperproof Thermostats Specifications	
<b>Sensor Element</b>	Thermostatic bimetal
<b>Contact Type</b>	Snap-action Contact
<b>Contact Resistance</b>	<20 mΩ
<b>Service Life</b>	>100,000 cycles
<b>Max. Switching Capacity</b>	10A resistive / 2A inductive @ 120VAC 5A resistive / 1.6 A inductive @ 240VAC DC 30W (24-72 VDC)
<b>Max. Inrush Current</b>	AC 16A for 10 sec.
<b>Minimum Load</b>	20 mA (all voltages)
<b>Housing</b>	Plastic, UL 94V-0, light gray
<b>Mounting</b>	Clip for 35mm DIN rail, EN 60715
<b>Mounting Position</b>	Vertical
<b>Operating Temperature</b>	-40 to 176°F [-40 to 80°C]
<b>Storage Temperature</b>	-49 to 176°F [-45 to 80°C]
<b>Protection Type</b>	IP20
<b>Approvals</b>	CE, VDE, EAC, UL Recognized File No. E164102, RoHS 2 compliant
Note: Tolerance is plus or minus (±) the specified number.	

# Tamperproof Thermostats



Tamperproof Thermostats							
Type	Part Number	Price	Contact	Switch-off	Switch-on	Connection	Weight
Single Thermostats	<a href="#"><u>011600-00</u></a>	\$16.50	N.C.	59 ± 9°F [15 ± 5°C]	41±9°F [5±5°C]	2-pole terminal for 14 AWG max solid or stranded wire	0.05 lb [23 g]
	<a href="#"><u>011600-01</u></a>	\$16.50	N.C.	77 ± 9°F [25 ± 5°C]	59±9°F [15±5°C]		
	<a href="#"><u>011610-00</u></a>	\$16.50	N.O.	104 ± 12.6°F [40 ± 7°C]	122±11°F [50±6°C]		
	<a href="#"><u>011610-02</u></a>	\$16.50	N.O.	77 ± 12.6°F [25 ± 7°C]	95±11°F [35±6°C]		
Dual Thermostats	<a href="#"><u>011630-00</u></a>	\$31.00	N.C.	59 ± 9°F [15 ± 5°C]	41±9°F [5±5°C]	4-pole terminal for 14 AWG max solid or 16 AWG max stranded wire	0.08 lb [40 g]
			N.O.	104 ± 12.6°F [40 ± 7°C]	122±11°F [50±6°C]		
	<a href="#"><u>011640-00</u></a>	\$31.00	N.O.	104 ± 12.6°F [40 ± 7°C]	122±11°F [50±6°C]		
			N.O.	122 ± 12.6°F [50 ± 7°C]	140±11°F [60±6°C]		
	<a href="#"><u>011630-02</u></a>	\$31.00	N.C.	59 ± 9°F [15 ± 5°C]	41±9°F [5±5°C]		
			N.O.	77 ± 12.6°F [25 ± 7°C]	95±11°F [35±6°C]		

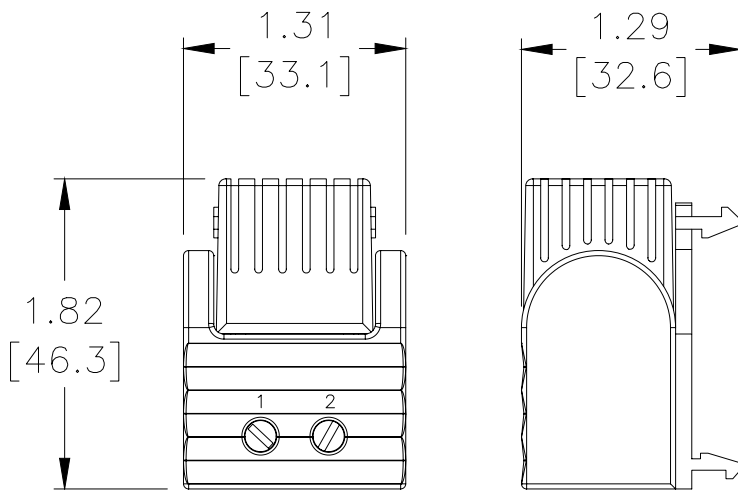
Note: Tolerance is plus or minus (±) the specified number.

# Tamperproof Thermostats

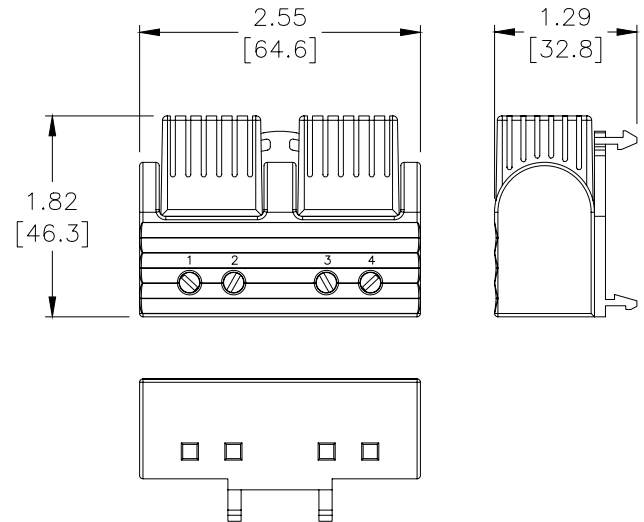


## Dimensions

### Single Thermostats

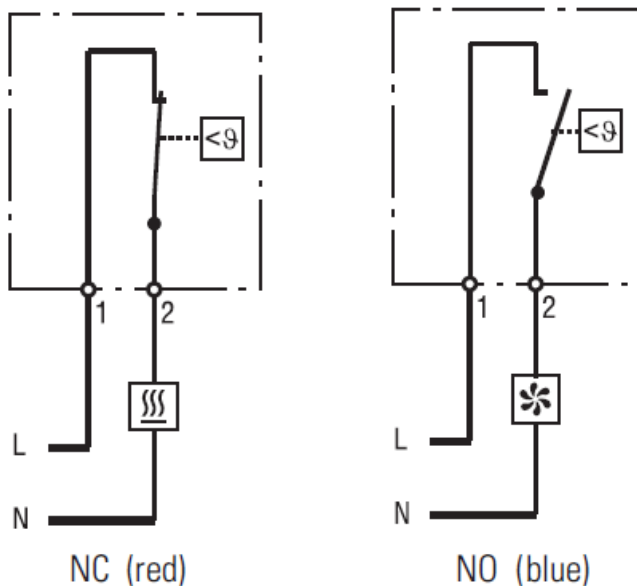


### Dual Thermostats



## Wiring Diagrams

### Single Thermostats - All Models



### Dual Thermostats - NC/NO Models

