

Tamperproof Thermostats



011600-00



011610-02



011630-00

Applications

Normally Closed (N.C.)

Normally Closed tamperproof (pre-set) thermostats have a red module and contacts that open when the air temperature rises above the setpoint. Uses may include regulating heaters or switching signal devices when temperature has fallen below the setpoint value.

Normally Open (N.O.)

Normally Open tamperproof (pre-set) thermostats have a blue module and contacts that close when the air temperature rises above the setpoint. Uses may include regulating cooling devices (heat exchangers, filter fans, vortex coolers, etc) or switching signal devices when temperature exceeds the setpoint value.

Features

- Compact design
- Fixed set points
- Color coded modules
- DIN rail mounting



Tamperproof Thermostats Specifications	
Sensor Element	Thermostatic bimetal
Contact Type	Snap-action Contact
Contact Resistance	<20 mΩ
Service Life	>100,000 cycles
Max. Switching Capacity	10A resistive / 2A inductive @ 120VAC 5A resistive / 1.6 A inductive @ 240VAC DC 30W (24-72 VDC)
Max. Inrush Current	AC 16A for 10 sec.
Minimum Load	20 mA (all voltages)
Housing	Plastic, UL 94V-0, light gray
Mounting	Clip for 35mm DIN rail, EN 60715
Mounting Position	Vertical
Operating Temperature	-40 to 176°F [-40 to 80°C]
Storage Temperature	-49 to 176°F [-45 to 80°C]
Protection Type	IP20
Approvals	CE, VDE, EAC, UL Recognized File No. E164102, RoHS 2 compliant
Note: Tolerance is plus or minus (±) the specified number.	

Tamperproof Thermostats



Tamperproof Thermostats							
Type	Part Number	Price	Contact	Switch-off	Switch-on	Connection	Weight
Single Thermostats	<u>011600-00</u>	\$16.50	N.C.	59 ± 9°F [15 ± 5°C]	41±9°F [5±5°C]	2-pole terminal for 14 AWG max solid or stranded wire	0.05 lb [23 g]
	<u>011600-01</u>	\$16.50	N.C.	77 ± 9°F [25 ± 5°C]	59±9°F [15±5°C]		
	<u>011610-00</u>	\$16.50	N.O.	104 ± 12.6°F [40 ± 7°C]	122±11°F [50±6°C]		
	<u>011610-02</u>	\$16.50	N.O.	77 ± 12.6°F [25 ± 7°C]	95±11°F [35±6°C]		
Dual Thermostats	<u>011630-00</u>	\$31.00	N.C.	59 ± 9°F [15 ± 5°C]	41±9°F [5±5°C]	4-pole terminal for 14 AWG max solid or 16 AWG max stranded wire	0.08 lb [40 g]
			N.O.	104 ± 12.6°F [40 ± 7°C]	122±11°F [50±6°C]		
	<u>011640-00</u>	\$31.00	N.O.	104 ± 12.6°F [40 ± 7°C]	122±11°F [50±6°C]		
			N.O.	122 ± 12.6°F [50 ± 7°C]	140±11°F [60±6°C]		
	<u>011630-02</u>	\$31.00	N.C.	59 ± 9°F [15 ± 5°C]	41±9°F [5±5°C]		
			N.O.	77 ± 12.6°F [25 ± 7°C]	95±11°F [35±6°C]		

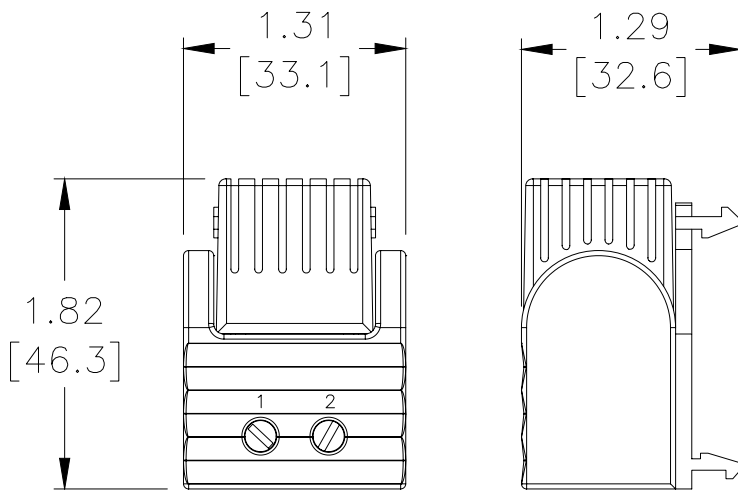
Note: Tolerance is plus or minus (±) the specified number.

Tamperproof Thermostats

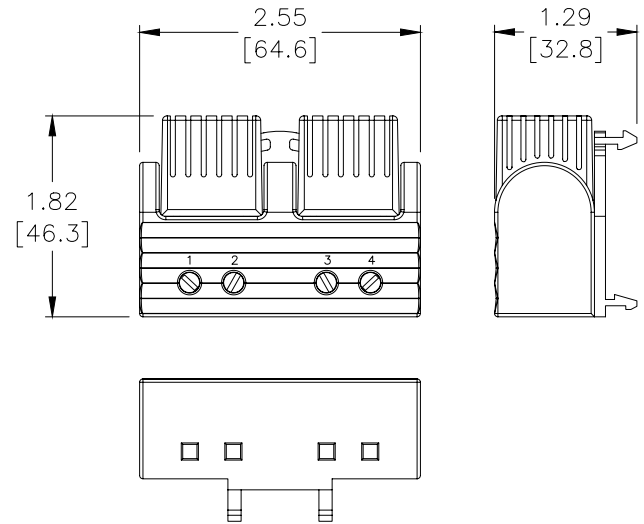


Dimensions

Single Thermostats

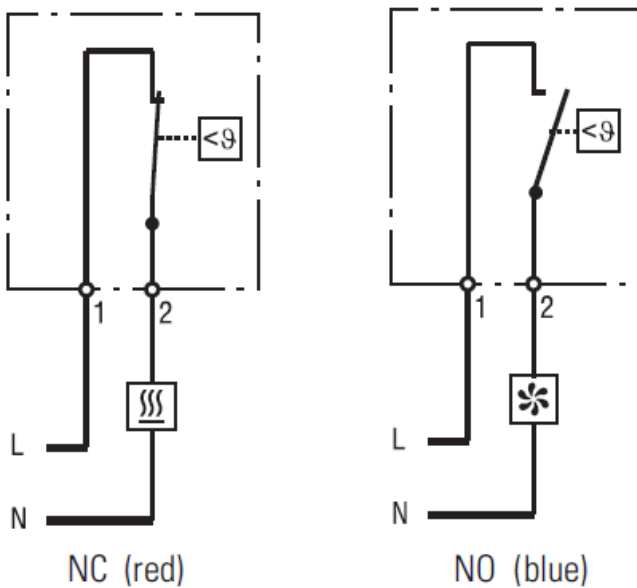


Dual Thermostats



Wiring Diagrams

Single Thermostats - All Models



Dual Thermostats - NC/NO Models

