

SureFrame[®] Aluminum T-Slotted Rail


40 Series Metric T-Slotted Aluminum Rail

SureFrame™ T-slotted aluminum rails are extruded exclusively for AutomationDirect, with features, quality, and performance you expect. SureFrame T-slotted rails are compatible with other popular brands.

- Cut to length in 0.01 cm increments
- Minimum cut length: 15.24 cm
- Maximum cut length: 228.0 cm
- Cut accuracy: +/- 0.015 cm [0.15mm]
- Corrosion and UV resistant



Properties	
Material	Aluminum 6063-T6
Finish	Clear or Black Anodize
Hardness	Webster Model B 11-12
Straightness	0.0125 inch/ft [1.042 mm/m]
Twist	0.25°/ft [0.25°/305mm]



40 Series (metric)								
Slot Size 8 Core Hole Ø 6.8 mm					Drop Lock T-Slot Drop Lock feature improves connection strength and vibration resistance			
Part Number	Part Image	Price per cm	Profile Size	Weight Class	Weight lbs/ft [kg/m]	Moment of Inertia Lx	Moment of Inertia Ly	Drawing Link
40-4040C		\$0.26	40 x 40mm	Standard	1.624 [2.417]	0.324 in ⁴ [13.478 cm ⁴]	0.324 in ⁴ [13.478 cm ⁴]	PDF
40-4040B		\$0.40						PDF
40-4040CL		\$0.21		Light	1.170 [1.741]	0.219 in ⁴ [9.110 cm ⁴]	0.219 in ⁴ [9.110 cm ⁴]	PDF
40-4040BL		\$0.31						PDF

Extruded T-slotted rails have a thru Core Hole feature that can be used to attach various components to the end of the profile using:

- Self-tapping / thread-forming screws (no tapping needed)
- A tap to thread the core hole for a threaded fastener

Please Note: Prices on aluminum are closely tied to the market price. This allows us to offer the best savings possible if conditions are favorable; however, it also means that our prices may increase if market conditions warrant.



SureFrame[®] Aluminum T-Slotted Rail


40 Series Metric T-Slotted Aluminum Rail



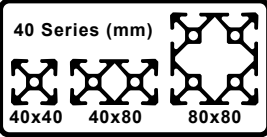







SureFrame™ T-slotted aluminum rails are extruded exclusively for AutomationDirect, with features, quality, and performance you expect. SureFrame T-slotted rails are compatible with other popular brands.

- Cut to length in 0.01 cm increments
- Minimum cut length: 15.24 cm
- Maximum cut length: 228.0 cm
- Cut accuracy: +/- 0.015 cm [0.15mm]
- Corrosion and UV resistant



Properties	
Material	Aluminum 6063-T6
Finish	Clear or Black Anodize
Hardness	Webster Model B 11-12
Straightness	0.0125 inch/ft [1.042 mm/m]
Twist	0.25°/ft [0.25°/305mm]



40 Series (metric) - Continued								
 Slot Size 8  Core Hole Ø 6.8 mm					 Drop Lock T-Slot Drop Lock feature improves connection strength and vibration resistance			
Part Number	Part Image	Price per cm	Profile Size	Weight Class	Weight lbs/ft [kg/m]	Moment of Inertia Lx	Moment of Inertia Ly	Drawing Link
40-4080C		\$0.47	40 x 80mm	Standard	2.925 [4.353]	.0621 in ⁴ [25.834cm ⁴]	2.848 in ⁴ [118.477 cm ⁴]	PDF
40-4080B		\$0.69						PDF
40-4080CL		\$0.41		Light	2.482 [3.694]	0.495 in ⁴ [20.592 cm ⁴]	1.761 in ⁴ [73.258 cm ⁴]	PDF
40-4080BL		\$0.59						PDF
40-8080C		\$0.68	80 x 80mm	Standard	4.281 [6.371]	4.075 in ⁴ [169.520 cm ⁴]	4.075 in ⁴ [169.520 cm ⁴]	PDF
40-8080B		\$0.95						PDF

Extruded T-slotted rails have a thru Core Hole feature that can be used to attach various components to the end of the profile using:

- Self-tapping / thread-forming screws (no tapping needed)
- A tap to thread the core hole for a threaded fastener



Please Note: Prices on aluminum are closely tied to the market price. This allows us to offer the best savings possible if conditions are favorable; however, it also means that our prices may increase if market conditions warrant.



Aluminum T-Slotted Rail

Deflection Calculations

Using the calculations below, find your approximate deflection* for a specific extrusion.
See table below for variations.

As always when calculating, use diligence and work only in either imperial or metric units at one time.

"E" = Modulus of Elasticity

"F" = Force

"I" = Moment of Inertia

"L" = Length

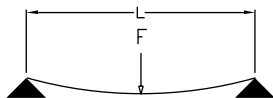
"W" = Weight

Aluminum 6063-T6 Properties	
Yield Strength	29,007 psi [200 MPa]
Tensile Strength	33,359 psi [230 MPa]
Modulus of Elasticity	10,000,000 psi [68.9 GPa]

**for reference only*

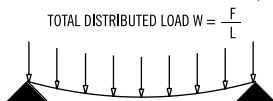
Supported Loads

CONCENTRATED LOAD AT CENTER (simply supported)



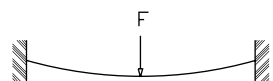
$$\text{MAX DEFLECTION} = \frac{FL^3}{48 EI}$$

UNIFORMLY DISTRIBUTED LOAD (simply supported)



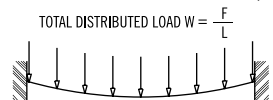
$$\text{MAX DEFLECTION} = \frac{5}{84} \frac{WL^4}{EI}$$

CONCENTRATED LOAD AT CENTER (between fixed supports)



$$\text{MAX DEFLECTION} = \frac{FL^3}{192 EI}$$

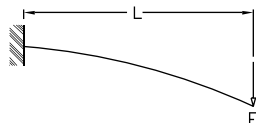
UNIFORMLY DISTRIBUTED LOAD (between fixed supports)



$$\text{MAX DEFLECTION} = \frac{WL^4}{384 EI}$$

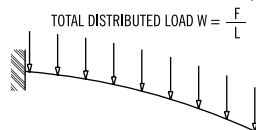
Cantilever Loads

CONCENTRATED LOAD AT CENTER (simply supported)



$$\text{MAX DEFLECTION} = \frac{FL^3}{3 EI}$$

UNIFORMLY DISTRIBUTED LOAD (simply supported)



$$\text{MAX DEFLECTION} = \frac{WL^4}{8 EI}$$

FATH® T-Slotted Rail Accessories

T-Slot Nuts

- Designed to fit into the T-slot cavity of extruded aluminum rails.
- Hammer nuts provide safe electrostatic discharging (ESD) connection.
- No machining required.
- Material: zinc plated steel


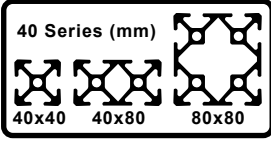














T-Slot Nuts Selection				
Part Image	Nut Type	Installation	Holds Position Without Screw	ESD Connection
	Double Economy T-Nut			No
	Economy T-Nut			
	Hammer Nut		No	Yes
	Slide-In Nut			
	Roll-In Nut with Leaf Spring		Yes	No
	Roll-In Nut with Spring Loaded Ball			

40 Series T-Slot Nuts						
		Fits Slot Size 8				
Part Number	Part Image	Price	Nut Type	Thread Size	Pack Quantity	Drawing Link
161126		\$8.25	Hammer Nut	10-32 UNF	10	PDF
162996		\$17.50	Roll-In Nut			PDF
162903		\$9.00	Slide-In Nut			PDF
151097		\$9.50	Hammer Nut	1/4-20 UNC		PDF
151098		\$20.00	Roll-In Nut			PDF
162997		\$17.50				PDF


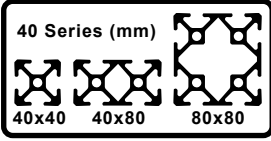





FATH® T-Slotted Rail Accessories

T-Slot Nuts - Continued

40 Series T-Slot Nuts - Continued						
		Fits  Slot Size 8				
Part Number	Part Image	Price	Nut Type	Thread Size	Pack Quantity	Drawing Link
<u>162904</u>		\$9.00	Slide-In Nut	1/4-20 UNC	10	<u>PDF</u>
<u>151099</u>		\$20.00	Roll-In Nut	5/16-18 UNC		<u>PDF</u>
<u>162998</u>		\$17.50				<u>PDF</u>
<u>161129</u>		\$8.00				Hammer Nut
<u>162999</u>		\$17.50	Roll-In Nut	<u>PDF</u>		
<u>161130</u>		\$8.00	Hammer Nut	M5-0.8		<u>PDF</u>
<u>161120</u>		\$16.75	Roll-In Nut			<u>PDF</u>
<u>163000</u>		\$17.50				<u>PDF</u>
<u>151214</u>		\$9.00	Hammer Nut			M6-1.0
<u>162884</u>		\$9.75	Slide-In Nut	<u>PDF</u>		
<u>151215</u>		\$19.00	Roll-In Nut	<u>PDF</u>		
<u>163001</u>		\$17.50		<u>PDF</u>		

FATH® T-Slotted Rail Accessories

T-Slot Nuts - Continued

40 Series T-Slot Nuts - Continued						
		Fits  Slot Size 8				
Part Number	Part Image	Price	Nut Type	Thread Size	Pack Quantity	Drawing Link
<u>151213</u>		\$6.00	Economy T-Nut	M8-1.25	10	<u>PDF</u>
<u>148802</u>		\$5.50	Double Economy T-Nut		4	<u>PDF</u>
<u>162885</u>		\$9.75	Slide-In Nut		10	<u>PDF</u>
<u>151216</u>		\$19.00	Roll-In Nut			<u>PDF</u>
<u>163002</u>		\$17.50				<u>PDF</u>

FATH® T-Slotted Rail Accessories

Fasteners

- Choose from 4 Head types in numerous lengths
- Hex socket head
- Select desired T-Slot nut style with corresponding thread size.
- Material: Black zinc plated or bright zinc plated steel, prevents corrosion better than typical black oxide coatings



40 Series Fasteners									
		Fits  Slot Size							
Part Number	Part Image	Price	Thread	Screw Length	Head Type	Color	Pack Quantity	Drawing Link	
162994		\$8.00	#8-32 UNF	3/8 in	Button head socket cap screw	Flat black	10	PDF	
161073		\$7.75		1/2 in	Flat head socket cap screw			PDF	
162993		\$7.50	#10-32 UNF	3/8 in	Button head socket cap screw			PDF	
162995		\$7.75		1/2 in	Socket head cap screw			PDF	
161046		\$4.75			5/8 in			Button head socket cap screw	PDF
161047		\$5.00		3/4 in	PDF				
161048		\$5.75	1/4-20 UNC	9/16 in	Flat head socket cap screw			PDF	
161074		\$6.25			1/2 in			Button head socket cap screw	PDF
151040		\$4.25						Flanged button head socket cap screw	Gloss black
151041		\$5.25	1/4-20 UNC	5/8 in	Button head socket cap screw			Flat black	PDF
161049		\$4.50			Flat head socket cap screw	PDF			
161075		\$6.25			Button head socket cap screw	PDF			
161050		\$4.75			Socket head cap screw	PDF			
161087		\$4.00					PDF		

FATH® T-Slotted Rail Accessories

Fasteners - Continued

40 Series Fasteners - Continued								
		Fits 						
Part Number	Part Image	Price	Thread	Screw Length	Head Type	Color	Pack Quantity	Drawing Link
161051		\$4.75	1/4-20 UNC	3/4 in	Button head socket cap screw	Flat black	10	PDF
161052		\$5.25		1 in				PDF
151100		\$5.25	5/8 in	PDF				
151101		\$6.00	11/16 in	Flanged button head socket cap screw	Gloss black	PDF		
161053		\$5.75	5/16-18 UNC	1/2 in	Button head socket cap screw	Flat black		PDF
161054		\$6.50		3/4 in				PDF
161055		\$7.50		1 in				PDF
161088		\$2.25	M4-0.7	8mm	Socket head cap screw	Bright zinc		PDF
161089		\$2.50		10mm				PDF
161056		\$1.00		10mm	Button head socket cap screw			PDF
161076		\$1.50		12mm	Flat head socket cap screw		PDF	
161057		\$1.25	M5-0.8	10mm	Button head socket cap screw		PDF	
161090		\$2.50			10mm		Socket head cap screw	PDF
161077		\$1.75		12mm	Flat head socket cap screw		PDF	
161091		\$2.50			12mm		Socket head cap screw	PDF


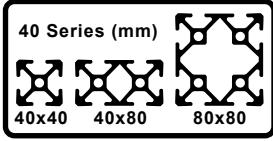














FATH® T-Slotted Rail Accessories

Fasteners - Continued

40 Series Fasteners - Continued								
		Fits 						
Part Number	Part Image	Price	Thread	Screw Length	Head Type	Color	Pack Quantity	Drawing Link
161058		\$1.75	M5-0.8	12mm	Button head socket cap screw	Bright zinc	10	PDF
161092		\$2.50	M6-1.0	10mm	Socket head cap screw			PDF
161078		\$2.25		12mm	Flat head socket cap screw			PDF
161059		\$2.00			Button head socket cap screw			PDF
161093		\$2.75		Socket head cap screw	PDF			
161079		\$2.50		14mm	Flat head socket cap screw			PDF
161060		\$2.25			Button head socket cap screw			PDF
161094		\$2.75			Socket head cap screw			PDF
161080		\$2.50			Flat head socket cap screw			PDF
161061		\$2.50		16mm	Button head socket cap screw			PDF
161095		\$2.75			Socket head cap screw			PDF
161062		\$2.75		18mm	Button head socket cap screw			PDF
161096		\$3.00			Socket head cap screw			PDF
161081		\$2.50		20mm	Flat head socket cap screw			PDF
161063		\$2.75			Button head socket cap screw			PDF


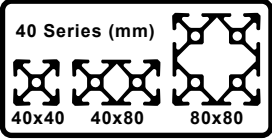







FATH® T-Slotted Rail Accessories


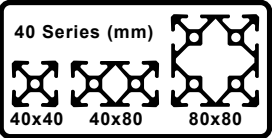



Fasteners - Continued

40 Series Fasteners - Continued										
		Fits 								
Part Number	Part Image	Price	Thread	Screw Length	Head Type	Color	Pack Quantity	Drawing Link		
161097		\$3.25	M6-1.0	20mm	Socket head cap screw	Bright zinc	10	PDF		
161064		\$3.25		25mm	Button head socket cap screw			PDF		
161082		\$4.75	M8-1.0	12mm	Flat head socket cap screw			PDF		
161065		\$4.25			Button head socket cap screw			PDF		
161098		\$4.75			Socket head cap screw			PDF		
161066		\$4.50	M8-1.25	14mm	Button head socket cap screw			Bright zinc	PDF	
161083		\$5.00			Flat head socket cap screw				PDF	
161099		\$5.00			Socket head cap screw				PDF	
161084		\$5.50	M8-1.25	16mm	Flat head socket cap screw				Gloss black	PDF
161100		\$5.50			Socket head cap screw					PDF
161067		\$4.50			Button head socket cap screw	PDF				
151183		\$4.75	M8-1.25	16mm	Flanged button head socket cap screw	Gloss black	PDF			
151184		\$5.50			Flanged button head socket cap screw		PDF			
161085		\$5.50	M8-1.25	18mm	Flat head socket cap screw		Bright zinc			PDF
161068		\$5.00			Button head socket cap screw					PDF

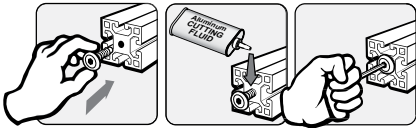
FATH® T-Slotted Rail Accessories

Fasteners - Continued

40 Series Fasteners - Continued								
		Fits 						
Part Number	Part Image	Price	Thread	Screw Length	Head Type	Color	Pack Quantity	Drawing Link
161101		\$5.50	M8-1.25	18mm	Socket head cap screw	Bright zinc	10	PDF
151241		\$4.50		20mm	Button head socket cap screw			PDF
161102		\$5.75			Socket head cap screw			PDF
161086		\$7.00		25mm	Flat head socket cap screw			PDF
161069		\$5.25			Button head socket cap screw			PDF
161070		\$8.00		40mm	Button head socket cap screw			PDF
118287		\$2.50		25mm	Hammer head screw and flange nut		1	PDF

40 Series Self Forming / Tapping Screws								
		Fits 					Works with Aluminum with hole diameter 0.256" - 0.276" [6.6 - 7.0 mm]	
Part Number	Part Image	Price	Thread	Screw Length	Head Type	Color	Pack Quantity	Drawing Link
161105		\$17.00	S7	25mm	Self-Tapping Screw Button head socket cap	Bright zinc	10	PDF
161106		\$9.25			Self-Tapping Screw Flanged button head socket cap T-40 Torx			PDF
161107		\$17.00		40mm	Self-Tapping Screw Button head socket cap			PDF

Self Forming / Tapping Screw Installation



FATH® T-Slotted Rail Accessories

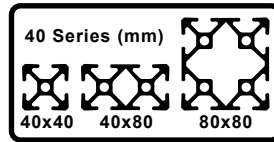
Connecting Components

- Connects two or three T-slot rails together
- Recommended ADC Fastener based on part feature, slot Depth and core hole
- Material: varies by part



40 Series Connecting Components											
Part Number	Part Image	Price	Description	Fits Profile	Material	Recommended Screw Fastener (ADC Part Number)		Pack Quantity	Drawing Link		
						Core Hole Attachment 1	*T-Slot Attachment 2				
148958		\$10.00	2d Cube Connector	40 x 40mm	Die-cast aluminum	161105	161085	1	PDF		
166369		\$12.00							PDF		
148959		\$11.00	3d Cube Connector						PDF		
166370		\$13.00							PDF		
151217		\$13.00	Angle Connector						40 x 80mm	161067	PDF
166371		\$16.00								PDF	
151218		\$12.75		PDF							
166372		\$16.00		PDF							

Fits Slot Size 8



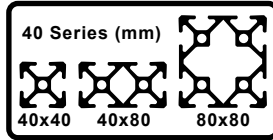
*T-Slot Nut **3** also required.












FATH® T-Slotted Rail Accessories

Connecting Components - Continued

40 Series Connecting Components - Continued

Fits  Slot Size 8

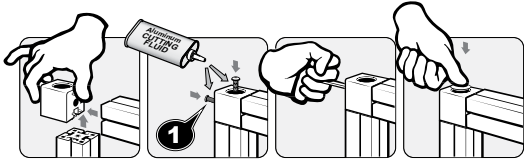
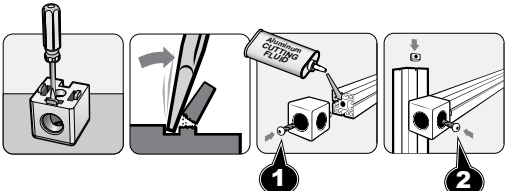

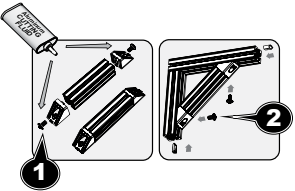
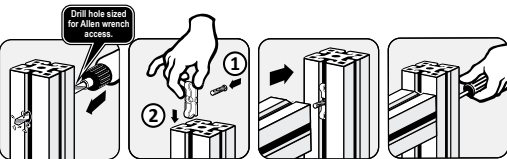
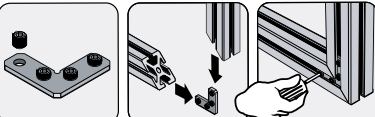
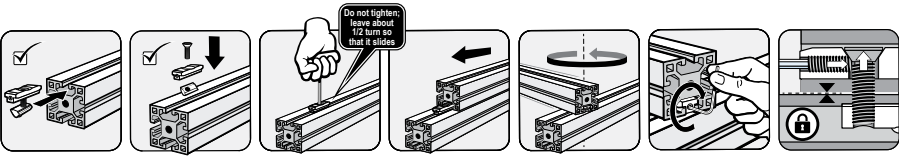
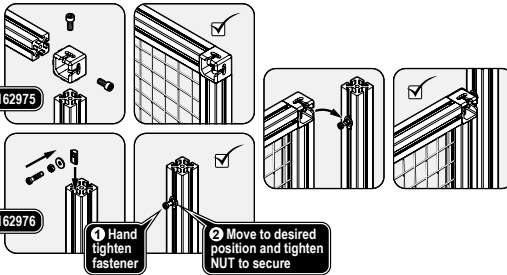


Part Number	Part Image	Price	Description	Fits Profile	Material	Recommended Screw Fastener (ADC Part Number)		Pack Quantity	Drawing Link		
						Core Hole Attachment 1	*T-Slot Attachment 2				
151102		\$23.50	Duo Connector	All 40 Series	Steel	n/a	n/a	10	PDF		
151103		\$96.00	T-Matic Connector		Zinc plated steel				PDF		
151104		\$59.00	Automatic Connector		Steel				PDF		
151105		\$9.50	Automatic Butt Connector		n/a			1	PDF		
151106		\$8.50	Milling Connector		Zinc plated steel				PDF		
151109		\$15.50	Connecting Strip		Zinc plated steel				PDF		
162891		\$13.00	Direct Connector		Steel				Fasteners included	PDF	
162961		\$11.50	Miter Connector		Steel			n/a	M8-1.25 x 8mm set screw (4) included	PDF	
162975		\$21.00	Clamp Profile Connector works with 162976		Die-cast zinc			161105 (2) included with kit	n/a	PDF	
162976		\$5.50	Mounting Element works with 162975		Steel			n/a	Fasteners included	PDF	
163009		\$13.25	Screw Connector		Zinc plated steel			Designer's choice	n/a	10	PDF

*T-Slot Nut also required.

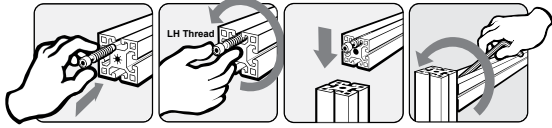
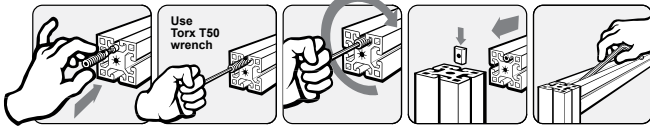
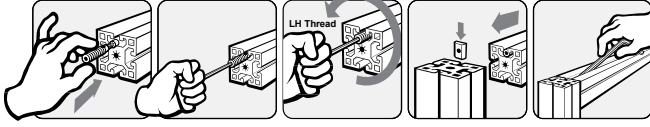
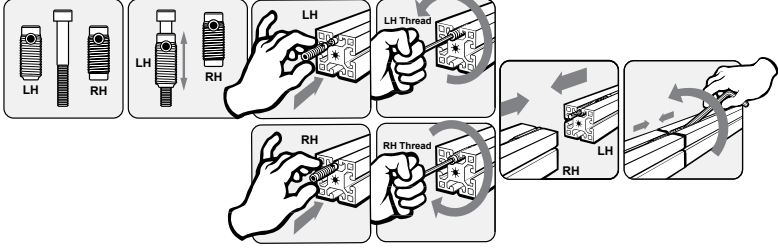

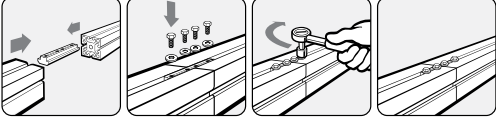
FATH® T-Slotted Rail Accessories

Connecting Components - Continued

Connecting Components Installation	
Core Hole Installation	T-Slot Installation
<p>2D Cube Connector</p> 	
<p>3D Cube Connector</p> 	n/a
<p>Angle Connector</p> 	
<p>Screw Connector</p> 	
<p>Miter Connector</p> 	
<p>Direct Connector</p> 	
<p>Clamp Profile Connector</p> 	

FATH® T-Slotted Rail Accessories

Connecting Components - Continued


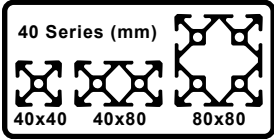












Connecting Components Installation	
T-Slot Installation	
Duo Connector	
T-matic Connector	
Automatic Connector	
Automatic Butt Connector	
Milling Connector	
Connecting Strip	

FATH® T-Slotted Rail Accessories

Joining Plates

- Connects two or more T-slot rails together.
- Recommended ADC Fastener based on part feature and slot depth.
- Material: Anodized aluminum


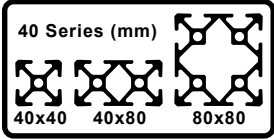






40 Series Joining Plates								
Fits  Slot Size 8								
Part Number	Part Image	Price	Description	Recommended Screw Fastener *T-Slot Attachment (ADC Part Number)	Pack Quantity	Drawing Link		
148850		\$5.75	Straight Flat Plate	151183 or 151184	1	PDF		
166373		\$7.00				PDF		
162986		\$8.00				PDF		
166374		\$11.00				PDF		
148856		\$12.00				PDF		
166375		\$14.00				PDF		
148853		\$11.50	Square Flat Plate					PDF
166376		\$14.00						PDF
148858		\$12.00	Rectangular Flat Plate					PDF
166377		\$15.00						PDF
151219		\$14.50	Flat Plate					PDF
166378		\$17.00						PDF

*T-Slot Nut also required.

FATH® T-Slotted Rail Accessories

Joining Plates - Continued

40 Series Joining Plates - Cont'd						
		Fits  Slot Size 8				
Part Number	Part Image	Price	Description	Recommended Screw Fastener *T-Slot Attachment (ADC Part Number)	Pack Quantity	Drawing Link
<u>151220</u>		\$16.50	T-Shaped Flat Plate	<u>151183</u> or <u>151184</u>	1	<u>PDF</u>
<u>166379</u>		\$21.00				<u>PDF</u>
<u>151221</u>		\$27.50	T-Shaped Flat Plate			<u>PDF</u>
<u>166380</u>		\$34.00				<u>PDF</u>


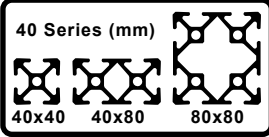












*T-Slot Nut also required.

FATH® T-Slotted Rail Accessories

Brackets

- Connects two T-slot rails together at a 90° angle
- Recommended ADC Fastener based on part feature and slot depth
- Material: varies by part


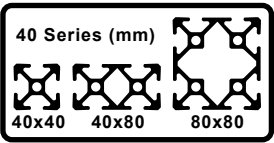














40 Series Brackets																		
		Fits  Slot Size 8																
Part Number	Part Image	Price	Description	Recommended Screw Fastener (ADC Part Number)		Pack Quantity	Material	Drawing Link										
				Core Hole Attachment 1	*T-Slot Attachment 2													
151125		\$7.75	Angle Bracket	n/a	151241	1	Die-cast aluminum	PDF										
166322		\$9.00						PDF										
151126		\$11.50			161068		Die-cast zinc	PDF										
166323		\$13.00						PDF										
151222		\$4.25	Inside Corner Bracket		n/a		1	Anodized aluminum	PDF									
166381		\$5.00							PDF									
151223		\$6.25	Wide Inside Corner Bracket						n/a	1	Anodized aluminum	PDF						
166382		\$7.00										PDF						
151224		\$6.25	Tall Inside Corner Bracket									n/a	1	Anodized aluminum	PDF			
166383		\$7.00													PDF			
151225		\$11.50	Inside Corner Bracket												n/a	1	Anodized aluminum	PDF
166384		\$14.00																PDF

*T-Slot Nut also required.

FATH® T-Slotted Rail Accessories


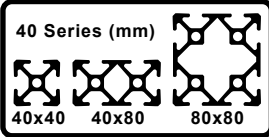


Brackets - Continued

40 Series Brackets - Cont'd											
		Fits 									
Part Number	Part Image	Price	Description	Recommended Screw Fastener (ADC Part Number)		Pack Quantity	Material	Drawing Link			
				Core Hole Attachment 1	*T-Slot Attachment 2						
151226		\$3.75	Gusseted Inside Corner Bracket	n/a	151183 or 151184	1		PDF			
166385		\$4.00						PDF			
151227		\$9.00	Tall Gusseted Inside Corner Bracket					PDF			
166386		\$11.00						PDF			
148911		\$6.75	Wide Gusseted Inside Corner Bracket					PDF			
166387		\$8.00						PDF			
151228		\$14.50	Gusseted Inside Corner Bracket					PDF			
166388		\$17.00						PDF			
151229		\$29.50	Pivot Joint					161105	161066	Die-cast zinc	PDF
166389		\$36.00									PDF
151230		\$39.50	Pivot Joint With Locking Handle	PDF							
166390		\$47.00		PDF							

*T-Slot Nut also required.

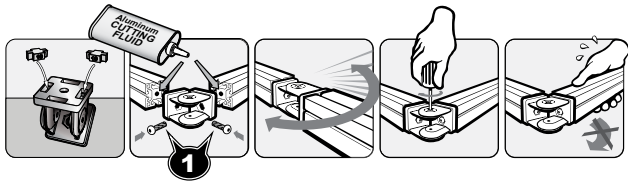
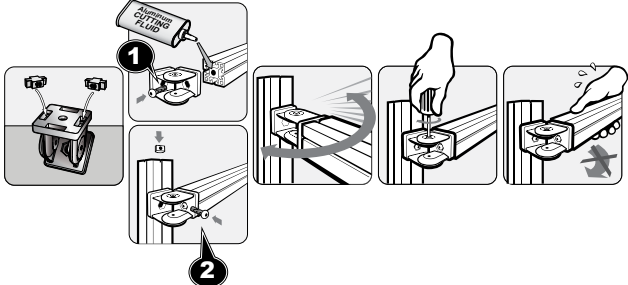
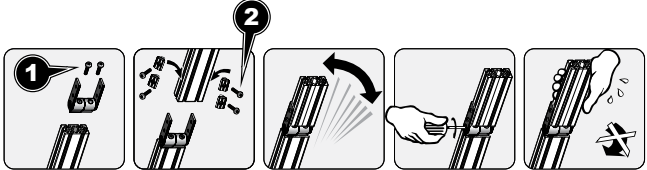

FATH® T-Slotted Rail Accessories

Brackets - Continued

40 Series Brackets - Continued								
		Fits  Slot Size 8						
Part Number	Part Image	Price	Description	Recommended Screw Fastener (ADC Part Number)		Pack Quantity	Material	Drawing Link
				Core Hole Attachment 1	*T-Slot Attachment 2			
163015		\$31.25	1-Slot Pivot Joint	161105	161068	1	Die-cast zinc/die-cast aluminum/nylon	PDF
163018		\$41.00	2-Slot Pivot Joint					PDF

*T-Slot Nut also required.

Brackets Installation

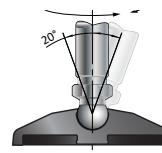
Core Hole Installation	T-Slot Installation
Pivot Joint*	
	
Pivot Joint	
	

*For 45 series installation, the 10mm embossed key should face toward the aluminum extrusion upon assembly.

FATH® T-Slotted Rail Accessories

Bases

- Recommended ADC Fastener based on part features and extrusion core hole
- Material: varies by part



40 Series Bases



Part Number	Part Image	Price	Diameter	Description	Fits	Load Rating kg [lb]	Recommended Screw Fastener (ADC Part Number)		Pack Quantity	Material	Drawing Link				
							Core Hole Attachment 1	*T-Slot Attachment 2							
151232		\$16.50	n/a	M12-1.75 Transport/Base Plate	40 x 80mm	n/a	161105 (2) included with kit	n/a	1	Die-cast zinc	PDF				
151233		\$23.00			80 x 80mm						161105 (4) included with kit	PDF			
162948		\$20.00		40 x 80mm	161105 (2) included with kit						PDF				
162949		\$25.00		80 x 80mm			161105 (4) included with kit				PDF				
162950		\$25.00									M20-2.5 Transport/Base Plate	PDF			
151231		\$4.50		M12-1.75 x 66mm Swivel Foot Threaded Rod with 15mm ball	Transport/Base Plate 151232 or 151233		770 [1698]**				n/a	n/a	1	Zinc plated steel	PDF
162938		\$6.50		M16-2.0 x 100mm Swivel Foot Threaded Rod with 15mm ball	Transport/Base Plate 162948 or 162949		1450 [3197]								PDF
162939		\$11.00		M20-2.5 x 150mm Swivel Foot Threaded Rod with 15mm ball	Transport/Base Plate 162950		2430 [5357]								PDF
151068		\$4.00		1.57 in [39.0 mm]	Swivel Base With Anti-Slip Plate		Any 15mm ball Threaded Rod				900 [1984]	n/a	n/a	n/a	Nylon
151071		\$9.50	3000 [6614]			Die-cast zinc		PDF							

*T-Slot Nut also required.
 **Based on installation with Transport / Base Plate
 Load rating of a swivel foot assembly is based on the part with the lowest load rating, typically the threaded rod.
 Example:
 Threaded rod load rating = 210kg [463lb]
 Swivel base load rating = 3000kg [6614lb]
 Swivel foot assembly load rating = 210kg [463lb]

FATH® T-Slotted Rail Accessories

Bases - Continued

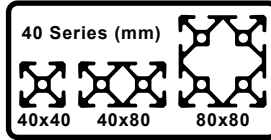
40 Series Bases - Continued											
		Slot Size 8									
Part Number	Part Image	Price	Diameter	Description	Fits	Load Rating kg [lb]	Recommended Screw Fastener (ADC Part Number)		Pack Quantity	Material	Drawing Link
							Core Hole Attachment 1	*T-Slot Attachment 2			
151069		\$6.00	3.11 in [79.0 mm]	Swivel Base With Anti-Slip Plate	Any 15mm ball Threaded Rod	900 [1984]	n/a	n/a	1	Nylon	PDF
151070		\$6.00									PDF
151255		\$10.00	PDF								
151256		\$10.00	PDF								
151257		\$24.00	Die-cast zinc			PDF					
151258		\$24.00				PDF					
162933		\$12.50	See 2D drawing	Extended Swivel Base	Any 15mm ball Threaded Rod	1000 [2204]	n/a			Nylon	PDF
162934		\$27.00				3000 [6613]				Die-cast zinc	PDF

*T-Slot Nut also required.
 Load rating of a swivel foot assembly is based on the part with the lowest load rating, typically the threaded rod.
 Example:
 Threaded rod load rating = 210kg [463lb]
 Swivel base load rating = 3000kg [6614lb]
 Swivel foot assembly load rating = 210kg [463lb]

FATH® T-Slotted Rail Accessories

Bases - Continued

40 Series Bases - Continued																
Part Number	Part Image	Price	Diameter	Description	Fits	Load Rating kg [lb]	Recommended Screw Fastener (ADC Part Number)		Pack Quantity	Material	Drawing Link					
							Core Hole Attachment 1	*T-Slot Attachment 2								
162889		\$24.50	n/a	Foot Console	40 x 40mm, 40 x 80mm	n/a	n/a	161068	1	Die-cast aluminum	PDF					
166391		\$33.00									PDF					
162890		\$25.50									PDF					
166392		\$35.00		Support Bracket	40 x 80mm, 80 x 80mm						n/a	M8-1.25 x 30mm (not sold by ADC)	161068	1	Anodized aluminum	PDF
162960		\$47.00														PDF
162958		\$11.50														Floor Bracket



*T-Slot Nut also required.

Bases Installation


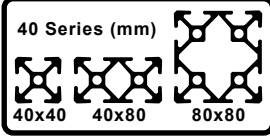










Swivel Foot

Floor Bracket

FATH® T-Slotted Rail Accessories

Casters




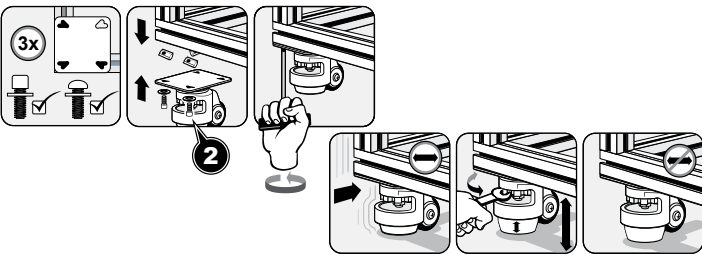
- Recommended ADC Fastener based on part feature and core hole
- Material: varies by part

40 Series Casters											
		Fits 									
Part Number	Part Image	Price	Description	Requires	Load Rating kg [lb]	Recommended Screw Fastener (ADC Part Number)		Pack Quantity	Material	Drawing Link	
						Core Hole Attachment 1	*T-Slot Attachment 2				
151134		\$47.00	Swivel Caster (requires Swivel Caster Adapter Plate 151136)	n/a	122 [269]	161107	n/a	1	Thermoplastic polyurethane/ nylon/steel	PDF	
151135		\$40.50	Fixed Caster (requires Fixed Fixed Caster Adapter Plate 161040)			161106				PDF	
151136		\$4.50	3 Swivel Caster Adapter Plate	Requires Swivel Caster 151134)	n/a	n/a	1		Steel	PDF	
161040		\$3.25	3 Fixed Fixed Caster Adapter Plate	Requires Fixed Caster 151135					Die-cast zinc	PDF	
151137		\$62.00	Swivel Caster	n/a	122 [269]			n/a	1	Thermoplastic polyurethane/ nylon/steel	PDF
151138		\$49.00	Fixed Caster								161053
163010		\$40.00	Leveling Caster	n/a	250 [551]	n/a	1			Die-cast aluminum/ steel/nylon/ rubber	PDF
163011		\$52.00									Transport / Base Plate with M12-1.75 threaded hole
163012		\$41.00						250 [551]	PDF		
163013		\$56.00						500 [1102]	PDF		

*T-Slot Nut also required

FATH® T-Slotted Rail Accessories

Casters - Continued


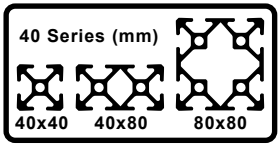







Caster Installation	
Swivel Caster	
Fixed Caster	
Leveling Caster with bolt hole thread	
Leveling Caster with mounting plate	

FATH® T-Slotted Rail Accessories

Hinges

- Recommended ADC Fastener based on part feature and slot depth
- Material: varies by part



40 Series Hinges							
Fits		Slot Size 					
Part Number	Part Image	Price	Description	Recommended Screw Fastener *T-Slot Attachment (ADC Part Number)	Pack Quantity	Material	Drawing Link
151139		\$7.25	Left-Hand Detachable Combination Hinge	161080	1	Fiberglass reinforced plastic	PDF
151140		\$7.25	Right-Hand Detachable Combination Hinge				PDF
151141		\$7.25	Non-Detachable Combination Hinge				PDF
151142		\$12.50	Non-Detachable Combination Hinge With Locking Lever			PDF	
151143		\$18.00	Left-Hand Detachable Combination Hinge			Die-cast aluminum	PDF
151144		\$18.00	Right-Hand Detachable Combination Hinge				PDF
151145		\$18.00	Non-Detachable Combination Hinge				PDF


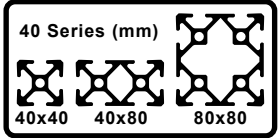












*T-Slot Nut also required

FATH® T-Slotted Rail Accessories

Panel and Door Elements

- Recommended ADC Fastener based on part feature and slot depth
- Material: varies by part



40 Series Panel and Door Elements								
		Fits  Slot Size 8						
Part Number	Part Image	Price	Description	Recommended Screw Fastener (ADC Part Number)		Pack Quantity	Material	Drawing Link
				Core Hole Attachment 1	*T-Slot Attachment 2			
151146		\$6.00	Bridge Handle	n/a	161063	1	Fiberglass reinforced plastic	PDF
151147		\$6.00			161067			PDF
151148		\$6.25	Cover Cap 3		n/a			PDF
151149		\$6.50	Comfort Handle		161068			PDF
151150		\$2.25	Cover Cap 3		n/a			PDF
151151		\$12.50	Comfort Handle		161054			PDF
151152		\$3.00	Cover Cap 3		n/a			PDF
151153		\$33.50	Machine Handle		161099			PDF
151154		\$47.00	Compact Slam Latch		161061			PDF
151155		\$58.00	Compact Sliding Door Latch					
162971		\$33.00	Sliding Door Guide	Fasteners included	n/a	Die-cast aluminum/nylon	PDF	
151156		\$37.00	Emergency Opener	n/a	161060	Fiberglass reinforced plastic	PDF	

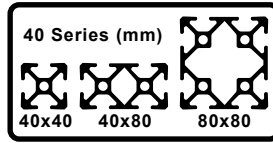
*T-Slot Nut also required

FATH® T-Slotted Rail Accessories

Panel and Door Elements - Continued

40 Series Panel and Door Elements - Continued

Fits  Slot Size 8


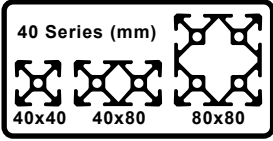






Part Number	Part Image	Price	Description	Recommended Screw Fastener (ADC Part Number)		Pack Quantity	Material	Drawing Link
				Core Hole Attachment 1	*T-Slot Attachment 2			
151157		\$7.25	Ball Catch	n/a	161063	1	Fiberglass reinforced plastic	PDF
151158		\$14.50	Double Ball Catch		161076		Brass	PDF
151159		\$23.00	Door Latch		161061		Die-cast zinc	PDF
162963		\$8.50	Magnetic Catch		161063		Nylon/steel	PDF
162913		\$5.00	Panel Holder		161068		Anodized aluminum	PDF
162918		\$6.00						PDF
162924		\$5.75	Panel Mount Block		Fasteners included		Lacquered aluminum	PDF
162925		\$5.75					Powder-coated aluminum	PDF
162928		\$500.00	Sealing Profile		n/a		Nitrile rubber	PDF
162977		\$8.50	Hanger		161059		1	Die-cast zinc
162978		\$3.00	Panel Uni-Block	n/a	10	Nylon	PDF	
162979		\$3.00					PDF	

*T-Slot Nut also required

FATH® T-Slotted Rail Accessories


Panel and Door Elements - Continued

40 Series Panel and Door Elements - Continued								
		Fits 						
Part Number	Part Image	Price	Description	Recommended Screw Fastener (ADC Part Number)		Pack Quantity	Material	Drawing Link
				Core Hole Attachment 1	*T-Slot Attachment 2			
151160		\$56.00	Sealing Strip			2	PVC/TPE	PDF
151163		\$25.00	Cover Profile		n/a	1	Nitrile rubber	PDF
151165		\$87.00		25		Polypropylene	PDF	
151164		\$110.00	Cover And Reduction Profile					PDF


*T-Slot Nut also required

Panel and Door Elements Installation

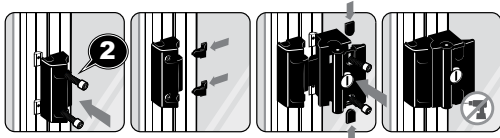
Bridge Handle and Cover Cap




Comfort Handle and Cover Cap



Slam Latch



Sliding Door Latch

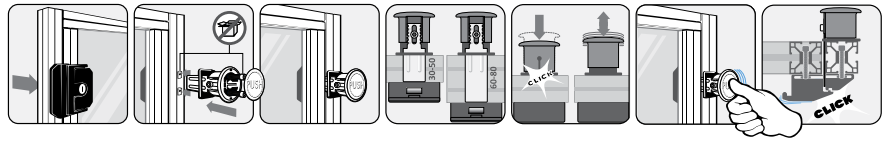


FATH® T-Slotted Rail Accessories

Panel and Door Elements - Continued

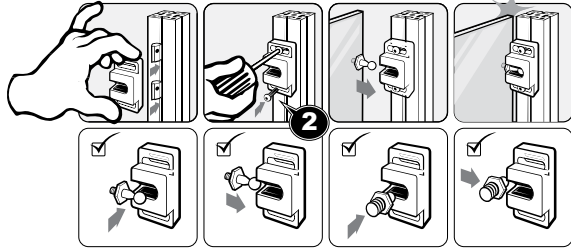
Panel and Door Elements Installation - Continued

Emergency Opener



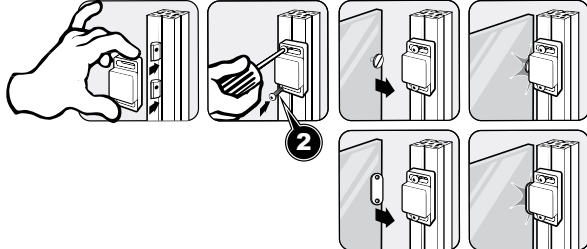
The Emergency Opener section contains seven diagrams. The first three show the opener being inserted into a door's handle. The next two show the opener being pushed into the handle with a 'CLICK' sound indicated. The final diagram shows the opener fully seated in the handle.

Ball Catch



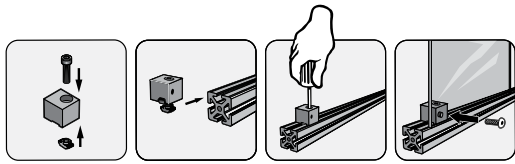
The Ball Catch section contains eight diagrams. The first shows a hand holding the ball catch. The second shows it being inserted into the rail with a '2' in a circle. The next two show the ball catch being pushed into the rail. The final four diagrams show the ball catch fully seated in the rail.

Magnetic Catch



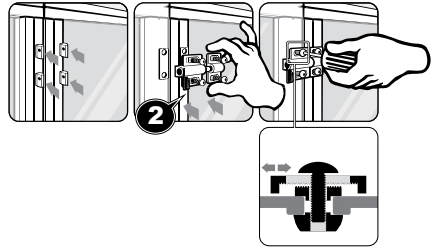
The Magnetic Catch section contains six diagrams. The first shows a hand holding the magnetic catch. The second shows it being inserted into the rail with a '2' in a circle. The next two show the catch being pushed into the rail. The final two diagrams show the catch fully seated in the rail.

Panel Mount Block




The Panel Mount Block section contains four diagrams. The first shows a hand holding a block. The second shows the block being inserted into the rail. The next two show the block being pushed into the rail.

Door Latch




The Door Latch section contains four diagrams. The first shows a hand holding the latch. The second shows it being inserted into the rail with a '2' in a circle. The next two show the latch being pushed into the rail. Below these is a cross-sectional diagram of the latch in the rail.

Cover and Reduction Profile



The Cover and Reduction Profile section contains five diagrams. The first shows a hand holding a cover. The second shows the cover being inserted into the rail. The next three show the cover being pushed into the rail.

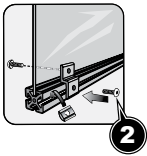
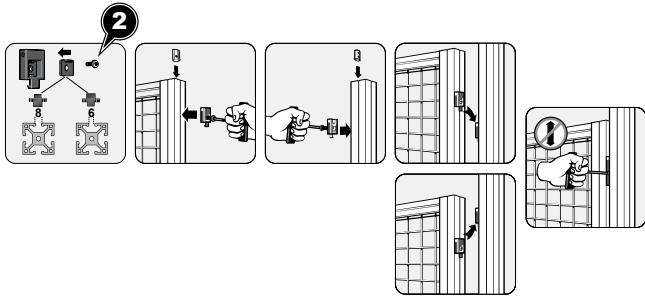
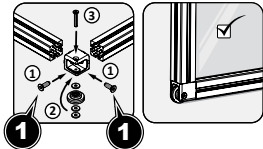
Sealing Profile



The Sealing Profile section contains two diagrams. The first shows a hand holding a sealing profile. The second shows the profile being inserted into the rail.

FATH[®] T-Slotted Rail Accessories

Panel and Door Elements - Continued

Panel and Door Elements Installation - Continued	
Panel Holder	
Hanger	
Sliding Door Guide	

FATH® T-Slotted Rail Accessories

Slides and Rollers

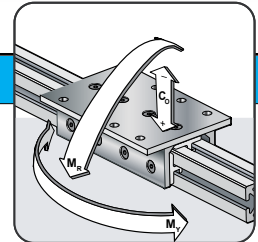
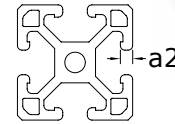

Linear Bearings

- No Shimming required!
- Verified fit with SureFrame 15 & 40 Series
- Static Load rating (Co) up to 4,000 N (900 lbf)
- Single and Double Flange Styles
- Available in Black or Silver
- Optional Brake Assemblies

Note: Not all Slot size 8 profiles are made the same, so it is important to confirm that the "a2" dimension of the profile is 3.0-4.5mm for adequate engagement and ultimate slide performance.

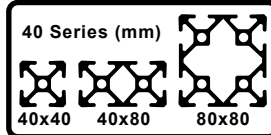


Adjust side screws for optimum sliding performance



40 Series Slides and Rollers

Fits Slot Size 8


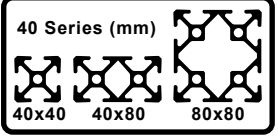










Part Number	Part Image	Price	Description	Fits	Pack Quantity	Load Ratings				Material	Drawing Link
						Static (Co) N[lbf]	Reverse Static (-Co) N[lbf]	Roll Moment (Mr) N-m[lbf-ft]	Yaw Moment (My) N-m[lbf-ft]		
166393		\$60.00	3-slot, double flange, short linear bearing	40 x 40mm, 40 x 80mm	1	1000 [225]	500 [112]	40 [29]	150 [111]	Aluminum/ die-cast zinc/ polyoxymethylene (POM)	PDF
166394		\$60.00									PDF
166395		\$120.00	3-slot, double flange, long linear bearing	40 x 80mm, 80 x 80mm	1	2000 [450]	1000 [225]	80 [59]	200 [147]		PDF
166396		\$130.00									PDF
166397		\$80.00	4-slot, double flange, short linear bearing	40 x 80mm, 80 x 80mm	1	4000 [889]	2000 [450]	50 [37]	150 [111]		PDF
166398		\$80.00									PDF
166399		\$150.00	4-slot, double flange, long linear bearing	40 x 80mm, 80 x 80mm	1	2000 [450]	1000 [225]	100 [74]	200 [147]		PDF
166400		\$160.00									PDF
166401		\$60.00	3-slot, single flange, short linear bearing	40 x 40mm, 80 x 80mm	1	1000 [225]	500 [112]	40 [29]	150 [111]		PDF
166402		\$60.00									PDF
166403		\$120.00	3-slot, single flange, long linear bearing	40 x 40mm, 80 x 80mm	1	2000 [450]	1000 [225]	80 [59]	200 [147]		PDF
166404		\$120.00									PDF

FATH® T-Slotted Rail Accessories


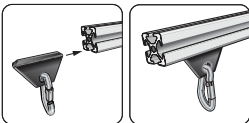
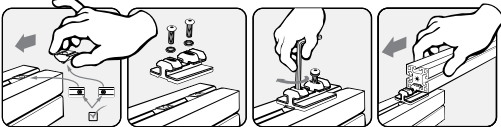
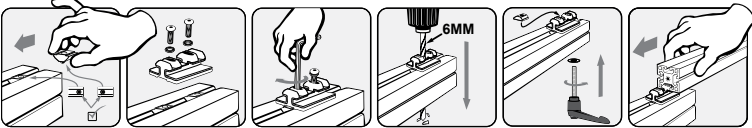
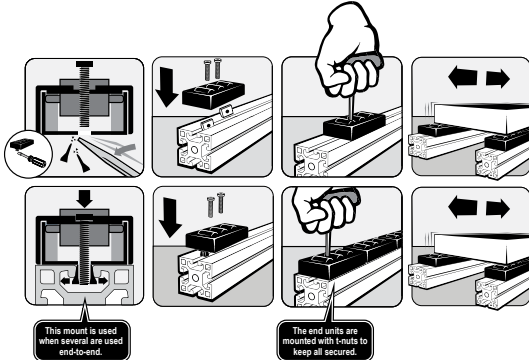
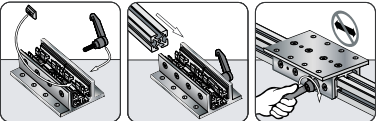
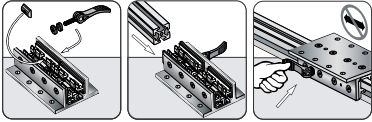
Slides and Rollers - Continued



40 Series Slides and Rollers - Cont'd								
		Fits 						
Part Number	Part Image	Price	Description	Fits	Pack Quantity	Recommended Screw Fastener T-Slot Attachment	Material	Drawing Link
166349		\$45.00	Cam Lever Brake	All 40 Series Linear Bearings	1	n/a	Plastic/steel	PDF
166350		\$28.00	L-Handle Brake					PDF
151168		\$18.00	Slider	n/a		Fasteners included	Rubber/plastic/steel	PDF
151169		\$36.00	Slider With Clamp Lever					PDF
148974		\$9.50	Roller					PDF
151166		\$4.50	Slider	Slider 151166		n/a	Glass-filled nylon	PDF
151089		\$4.50	Snap Hook					PDF
163020		\$13.75	Roller Element With Guide	All 40 Series		Fasteners included	Thermoplastic polyurethane/nylon/steel	PDF
163021		\$14.50	Roller Element Without Guide					PDF

FATH® T-Slotted Rail Accessories


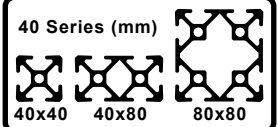









Slides and Rollers - Continued

Slides and Rollers Installation	
Roller	 <p>Bolt and nut not included and not available from AutomationDirect</p>
Slider and Snap Hook	
Slider	
Slider with Clamp Lever	
Roller Element	
L-Handle Brake	
Cam Lever Brake	

FATH® T-Slotted Rail Accessories

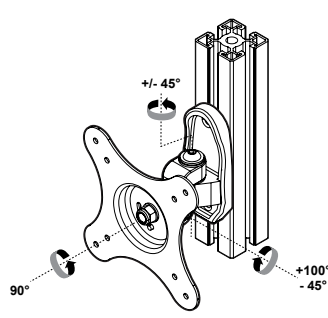
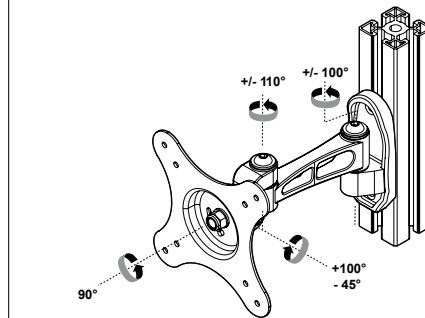
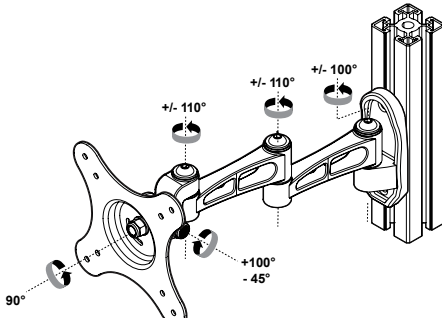
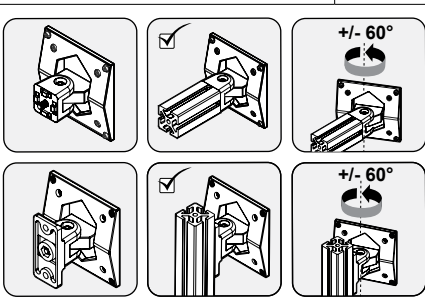
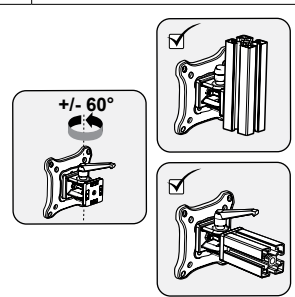
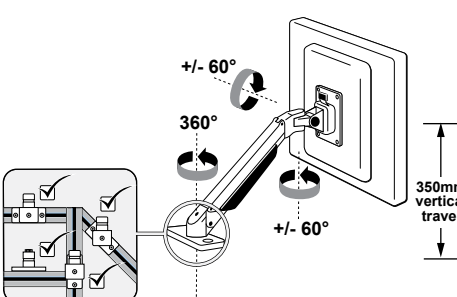
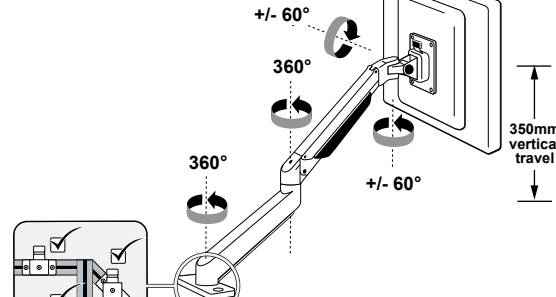
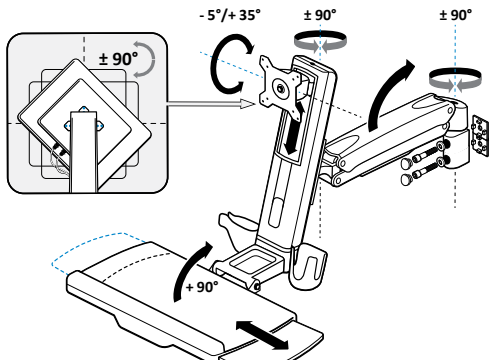
Monitor Mounts



40 Series Monitor Mounts							
<ul style="list-style-type: none"> Fits monitors with VESA mounting standard Durable steel construction Mounting hardware included for several mounting locations 		Fits  Slot Size 8					
Part Number	Part Image	Price	Description	Load Rating kg [lb]	Pack Quantity	Installation Instructions Link	Drawing Link
162893		\$42.00	Swivel Monitor Mount	15 [33.1]	1	PDF	PDF
162894		\$50.00				PDF	PDF
162895		\$58.00				PDF	PDF
162896		\$92.00	Monitor Mounting Joint			PDF	PDF
162897		\$92.00	Monitor Holder			PDF	PDF
162899		\$325.00	4-Axis Mounting Support	10 [22.0]		PDF	PDF
162900		\$375.00	5-Axis Mounting Support			PDF	PDF
162901		\$600.00	4-Axis Workstation	8 [17.6]	PDF	PDF	

FATH® T-Slotted Rail Accessories


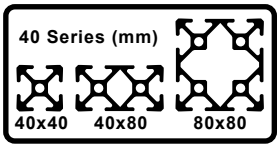





Monitor Mounts - Continued

Monitor Mounts Adjustments		
 <p>162893</p>	 <p>162894</p>	 <p>162895</p>
 <p>162896</p>	 <p>162897</p>	
 <p>162899</p>	 <p>162900</p>	
 <p>162901</p>		

FATH® T-Slotted Rail Accessories

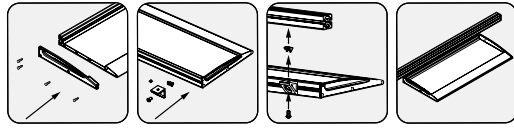
Workstation Components



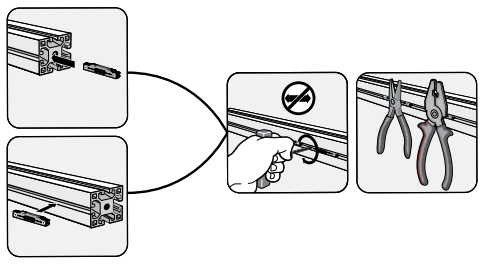
40 Series Workstation Components							
		Fits  Slot Size 8					
Part Number	Part Image	Price	Description	Load Rating kg [lb]	Pack Quantity	Material	Drawing Link
162902		\$185.00	Keyboard Holder (requires mounting solution, designer's choice)	n/a	1	Aluminum/nylon	PDF
162906		\$8.00	Magnetic Holder			Nylon/steel	PDF
162909		\$5.25	Top Angle Clamp			Nylon/steel	PDF
162964		\$9.00	Grab Tray			Nylon	PDF
162965		\$2.00	Label Clip			PVC	PDF

Workstation Components Installation

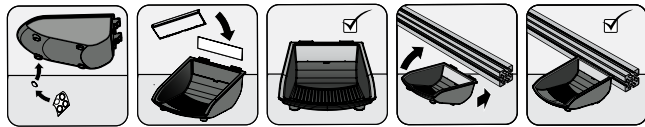
Keyboard Holder (mounting example)



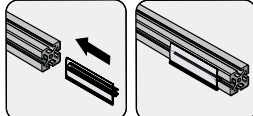
Magnetic Holder



Grab Tray



Label Clip



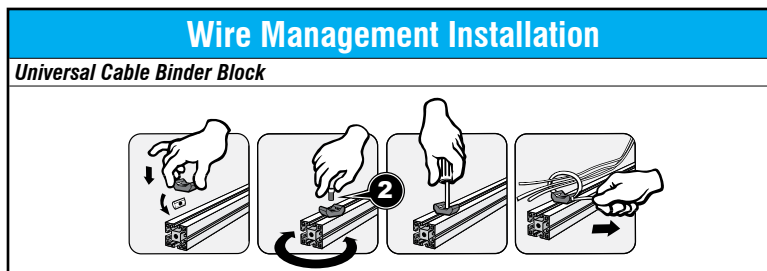
FATH® T-Slotted Rail Accessories

Wire Management



40 Series Wire Management							
Fits		Slot Size 8					
Part Number	Part Image	Price	Description	Pack Quantity	Recommended Screw Fastener *T-Slot Attachment 2 (ADC Part Number)	Material	Drawing Link
151161		\$89.00	Conduit Cover 2000mm long	2	n/a	Polypropylene	PDF
151162		\$89.00					PDF
151174		\$15.50	Cross Cable Binding Block	10		Nylon	PDF
151175		\$64.00	Hook And Loop			Glass-filled nylon/ polypropylene	PDF
151176		\$38.50	Clip Cable Binder With Hammer			Nylon/rubber	PDF
151177		\$28.50	Ground Connector	1		Fasteners included	Glass-filled nylon/ copper/steel
151178		\$4.00	Grounding Terminal		Steel/brass		PDF
162982		\$7.50	Universal Cable Binder Block	10	161058	Nylon	PDF

*T-Slot Nut also required



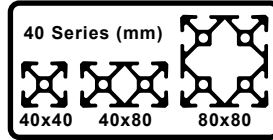
FATH® T-Slotted Rail Accessories

Miscellaneous Accessories



40 Series Miscellaneous Accessories

Fits Slot Size 8

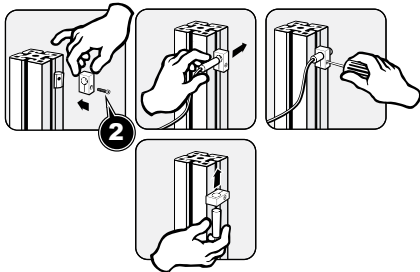


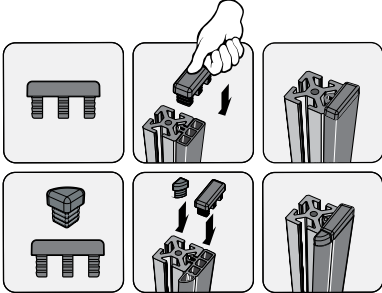


Part Number	Part Image	Price	Description	Requires	Fits Profile	Recommended Screw Fastener *T-Slot Attachment 2 (ADC Part Number)	Pack Quantity	Material	Drawing Link
151234		\$16.50	End Cap	n/a	40 x 40mm	n/a	10	Glass-filled nylon	PDF
151235		\$20.50			40 x 80mm				PDF
151236		\$32.00			80 x 80mm				PDF
151091		\$6.00	Stop Bumper	n/a	All 40 Series	n/a	1	Rubber/zinc-plated steel	PDF
151170		\$9.00							PDF
162973		\$3.25	Sensor Mounting Block for 8mm proximity sensor	n/a	All 40 Series	BHCS M4-0.7 x 25mm (not sold by ADC)	1	Nylon	PDF
162974		\$3.25	Sensor Mounting Block for 12mm proximity sensor						PDF
162929		\$240.00	Side Protection Profile	n/a	All 40 Series	n/a	5	Thermoplastic rubber	PDF
162930		\$270.00	Corner Protection Profile						PDF
162931		\$28.00	Cover Cap for Side				10		PDF
162932		\$20.00	Cover Cap for Corner				PDF		

*T-Slot Nut also required

FATH® T-Slotted Rail Accessories

Miscellaneous Accessories - Continued

Workstation Components Installation	
Sensor Mounting Block	
Side Protection Profile	
Corner Protection Profile	
Cover Cap for Side	
Cover Cap for Corner	