



Aluminum T-Slotted Rail

30 Series Metric T-Slotted Aluminum Rail

SureFrame™ T-slotted aluminum rails are extruded exclusively for AutomationDirect, with features, quality, and performance you expect. SureFrame T-slotted rails are compatible with other popular brands.

- Cut to length in 0.01 cm increments
- Minimum cut length: 15.24 cm
- Maximum cut length: 228.0 cm
- Cut accuracy: +/- 0.015 cm [0.15mm]
- Corrosion and UV resistant



Properties	
Material	Aluminum 6063-T6
Finish	Clear Anodize
Hardness	Webster Model B 11-12
Straightness	0.0125 inch/ft [1.042 mm/m]
Twist	0.25°/ft [0.25°/305mm]



30 Series (metric)								
Slot Size 8 Core Hole Ø 7.3 mm			30 Series (mm)			2° Drop Lock T-Slot Drop Lock feature improves connection strength and vibration resistance		
Part Number	Part Image	Price per cm	Profile Size	Weight Class	Weight lbs/ft [kg/m]	Moment of Inertia Lx (in ⁴ [cm ⁴])	Moment of Inertia Ly (in ⁴ [cm ⁴])	Drawing Link
30-3030C		\$0.13	30 x 30mm	Standard	0.605 [0.900]	0.068 [2.829]	0.068 [2.829]	PDF
30-3060C		\$0.21	30 x 60mm		1.058 [1.574]	0.130 [5.408]	0.473 [19.677]	PDF
30-6060C		\$0.31	60 x 60mm		1.681 [2.502]	0.871 [36.234]	0.871 [36.234]	PDF

Extruded T-slotted rails have a thru Core Hole feature that can be used to attach various components to the end of the profile using:

- Self-tapping / thread-forming screws (no tapping needed)
- A tap to thread the core hole for a threaded fastener



Please Note: Prices on aluminum are closely tied to the market price. This allows us to offer the best savings possible if conditions are favorable; however, it also means that our prices may increase if market conditions warrant.



Aluminum T-Slotted Rail

Deflection Calculations

Using the calculations below, find your approximate deflection* for a specific extrusion.
See table below for variations.

As always when calculating, use diligence and work only in either imperial or metric units at one time.

"E" = Modulus of Elasticity

"F" = Force

"I" = Moment of Inertia

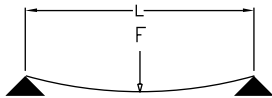
"L" = Length

"W" = Weight

**for reference only*

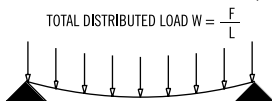
Supported Loads

CONCENTRATED LOAD AT CENTER (simply supported)



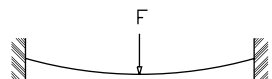
$$\text{MAX DEFLECTION} = \frac{FL^3}{48 EI}$$

UNIFORMLY DISTRIBUTED LOAD (simply supported)



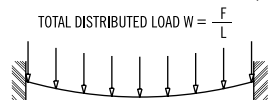
$$\text{MAX DEFLECTION} = \frac{5}{84} \frac{WL^4}{EI}$$

CONCENTRATED LOAD AT CENTER (between fixed supports)



$$\text{MAX DEFLECTION} = \frac{FL^3}{192 EI}$$

UNIFORMLY DISTRIBUTED LOAD (between fixed supports)



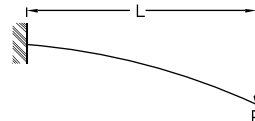
$$\text{MAX DEFLECTION} = \frac{WL^4}{384 EI}$$

Aluminum 6063-T6 Properties

Yield Strength	29,007 psi [200 MPa]
Tensile Strength	33,359 psi [230 MPa]
Modulus of Elasticity	10,000,000 psi [68.9 GPa]

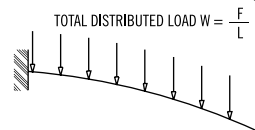
Cantilever Loads

CONCENTRATED LOAD AT CENTER (simply supported)



$$\text{MAX DEFLECTION} = \frac{FL^3}{3 EI}$$










UNIFORMLY DISTRIBUTED LOAD (simply supported)



$$\text{MAX DEFLECTION} = \frac{WL^4}{8 EI}$$

FATH® T-Slotted Rail Accessories

T-Slot Nuts - Continued

30 Series T-Slot Nuts - Continued							
Fits		Slot Size 	<div>30 Series (mm)</div> <div>  </div> <div>30x30 30x60 60x60</div>				
Part Number	Part Image	Price	Nut Type	Thread Size	Pack Quantity	Drawing Link	
<u>151179</u>		\$6.50	Economy T-Nut	M6-1.0	10	<u>PDF</u>	
<u>151180</u>		\$5.25	Double Economy T-Nut		4	<u>PDF</u>	
<u>151181</u>		\$9.00	Hammer Nut		10	<u>PDF</u>	
<u>161118</u>		\$16.75	Roll-In Nut	M8-1.25		<u>PDF</u>	
<u>151182</u>		\$19.00				<u>PDF</u>	

FATH® T-Slotted Rail Accessories

Fasteners

- Choose from 4 Head types in numerous lengths
- Hex socket head
- Select desired T-Slot nut style with corresponding thread size.
- Material: Black zinc plated or bright zinc plated steel, prevents corrosion better than typical black oxide coatings



30 Series Fasteners								
<div>Fits</div>		<div>Slot Size</div> <div>8</div>	<div>30 Series (mm)</div> <div><div>30x30</div><div>30x60</div><div>60x60</div></div>					
Part Number	Part Image	Price	Thread	Screw Length	Head Type	Color	Pack Quantity	Drawing Link
162994		\$8.00	#8-32 UNF	3/8 in	Button head socket cap screw	Flat black	10	PDF
161073		\$7.75		1/2 in	Flat head socket cap screw			PDF
162993		\$7.50	#10-32 UNF	3/8 in	Button head socket cap screw			PDF
162995		\$7.75		1/2 in	Socket head cap screw			PDF
161046		\$4.75			5/8 in			Button head socket cap screw
161047		\$5.00		PDF				
161048		\$5.75		3/4 in				
161074		\$6.25		1/2 in	Flat head socket cap screw			PDF
151040		\$4.25	Button head socket cap screw		PDF			
151041		\$5.25	Flanged button head socket cap screw		Gloss black	PDF		
161049		\$4.75	1/4-20 UNC	9/16 in	Button head socket cap screw	Flat black		PDF
161075		\$6.25		5/8 in	Flat head socket cap screw			PDF
161050		\$4.75			Button head socket cap screw			PDF
161087		\$4.00			Socket head cap screw			PDF



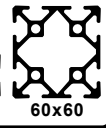















FATH® T-Slotted Rail Accessories

Fasteners - Continued

30 Series Fasteners - Continued								
<div>Fits</div>		<div>Slot Size</div> <div>8</div>	<div>30 Series (mm)</div> <div><div>30x30</div><div>30x60</div><div>60x60</div></div>					
Part Number	Part Image	Price	Thread	Screw Length	Head Type	Color	Pack Quantity	Drawing Link
161051		\$4.75	1/4-20 UNC	3/4 in	Button head socket cap screw	Flat black	10	PDF
161052		\$5.25		1 in				PDF
161088		\$2.25	M4-0.7	8mm	Socket head cap screw	PDF		
161089		\$2.50		10mm		PDF		
161056		\$1.00			Button head socket cap screw	PDF		
161076		\$1.50		12mm	Flat head socket cap screw	PDF		
161057		\$1.25	M5-0.8	10mm	Button head socket cap screw	PDF		
161090		\$2.50			Socket head cap screw	PDF		
161077		\$1.75		12mm	Flat head socket cap screw	PDF		
161091		\$2.75			Socket head cap screw	PDF		
161058		\$1.75			Button head socket cap screw	PDF		
161092		\$2.75	M6-1.0	10mm	Socket head cap screw	PDF		
161078		\$2.25		12mm	Flat head socket cap screw	PDF		
161059		\$2.00			Button head socket cap screw	PDF		
161093		\$2.75			Socket head cap screw	PDF		














FATH® T-Slotted Rail Accessories

Fasteners - Continued

30 Series Fasteners - Continued								
Fits		Slot Size 8	<div> <div>30 Series (mm)</div> <div>    </div> <div>30x30 30x60 60x60</div> </div>					
Part Number	Part Image	Price	Thread	Screw Length	Head Type	Color	Pack Quantity	Drawing Link
161079		\$2.50	M6-1.0	14mm	Flat head socket cap screw	Bright zinc	10	PDF
161060		\$2.25			Button head socket cap screw			PDF
161094		\$3.00			Socket head cap screw			PDF
161080		\$2.50		16mm	Flat head socket cap screw			PDF
161061		\$2.50			Button head socket cap screw			PDF
161095		\$3.00			Socket head cap screw			PDF
161062		\$3.00		18mm	Button head socket cap screw			PDF
161096		\$3.25			Socket head cap screw			PDF
161081		\$2.75		20mm	Flat head socket cap screw			PDF
161063		\$3.00			Button head socket cap screw			PDF
161097		\$3.25			Socket head cap screw			PDF
161064		\$3.25		25mm	Button head socket cap screw			PDF
161082		\$4.75	M8-1.25	12mm	Flat head socket cap screw	Bright zinc	10	PDF
161065		\$4.25			Button head socket cap screw			PDF
161098		\$4.75			Socket head cap screw			PDF

FATH® T-Slotted Rail Accessories

Fasteners - Continued

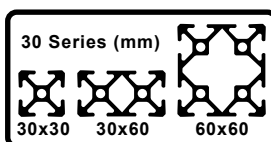
30 Series Fasteners - Continued										
<div>Fits</div>		<div>Slot Size</div> <div>8</div>	<div>30 Series (mm)</div> <div><div><div></div><div>30x30</div></div><div><div></div><div>30x60</div></div><div><div></div><div>60x60</div></div></div>							
Part Number	Part Image	Price	Thread	Screw Length	Head Type	Color	Pack Quantity	Drawing Link		
161066		\$4.50	M8-1.25	14mm	Button head socket cap screw	Bright zinc	10	PDF		
161083		\$5.00			Flat head socket cap screw			PDF		
161099		\$5.00			Socket head cap screw			PDF		
161084		\$5.50		16mm	Flat head socket cap screw			PDF		
161100		\$5.50			Socket head cap screw			PDF		
161067		\$4.75			Button head socket cap screw			Gloss black	PDF	
151183		\$4.75							Flanged button head socket cap screw	PDF
151184		\$5.50								PDF
161085		\$5.50		18mm	Flat head socket cap screw	Bright zinc		PDF		
161068		\$5.25			Button head socket cap screw			PDF		
161101		\$5.50			Socket head cap screw			PDF		
151241		\$4.50		20mm	Button head socket cap screw			PDF		
161102		\$5.75			Socket head cap screw			PDF		




FATH® T-Slotted Rail Accessories

Fasteners - Continued

30 Series Fasteners - Continued

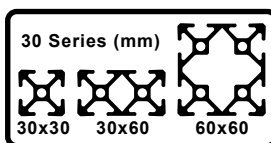
Fits



Part Number	Part Image	Price	Thread	Screw Length	Head Type	Color	Pack Quantity	Drawing Link
161086		\$7.00	M8-1.25	25mm	Flat head socket cap screw	Bright zinc	10	PDF
161069		\$5.25			Button head socket cap screw			PDF
161070		\$8.00		40mm				PDF

30 Series Self Forming / Tapping Screws


Fits



Works with Aluminum with hole diameter
0.276" - 0.295" [7.0 - 7.5 mm]

Part Number	Part Image	Price	Thread	Screw Length	Head Type	Color	Pack Quantity	Drawing Link
<u>161108</u>		\$9.25	S8	25mm	Self-Tapping Screw Flanged button head socket cap T-40 Torx	Bright zinc	10	<u>PDF</u>
<u>161109</u>		\$8.75			Self-Tapping Screw Flat head socket cap			<u>PDF</u>

Self Forming / Tapping Screw Installation



FATH® T-Slotted Rail Accessories

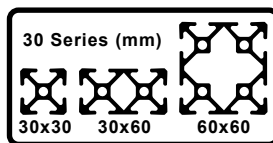
Connecting Components







- Connects two or three T-slot rails together
- Recommended ADC Fastener based on part feature, slot Depth and core hole
- Material: varies by part



30 Series Connecting Components

Fits

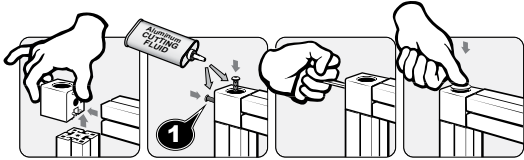
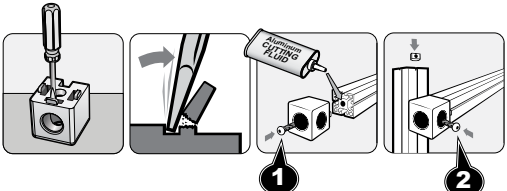
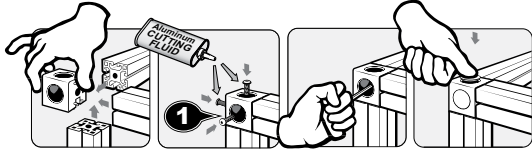
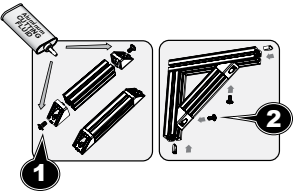
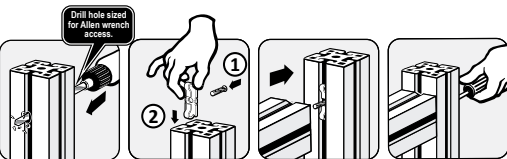
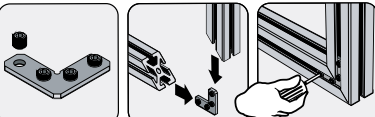


Part Number	Part Image	Price	Description	Fits Profile	Material	Recommended Screw Fastener (ADC Part Number)		Pack Quantity	Drawing Link	
						Core Hole Attachment 1	*T-Slot Attachment 2			
151185		\$9.50	2d Cube Connector	30 x 30mm 30 x 60mm 60 x 60mm	Die-cast aluminum	Fasteners Included (161085)	161083	1	PDF	
151186		\$10.50	3d Cube Connector				n/a		PDF	
151187		\$6.00	Angle Connector	30 x 30mm		Fasteners Included (151241)	Fasteners Included (161066 and 151182)		PDF	
151188		\$10.00		30 x 60mm					PDF	
162961		\$11.50	Miter Connector	30 x 30mm 30 x 60mm 60 x 60mm	Steel	n/a	M8-1.25 x 8mm set screw (4) included		PDF	
163008		\$10.75	Screw Connector		Zinc plated steel	Designer's choice	n/a	10	PDF	

*T-Slot Nut also required.

FATH® T-Slotted Rail Accessories

Connecting Components - Continued









Connecting Components Installation	
Core Hole Installation	T-Slot Installation
2D Cube Connector 	
3D Cube Connector 	n/a
Angle Connector 	
Screw Connector 	
Miter Connector 	

FATH® T-Slotted Rail Accessories

Joining Plates

- Connects two or more T-slot rails together.
- Recommended ADC Fastener based on part feature and slot depth.
- Material: Anodized aluminum


















30 Series Joining Plates						
Fits		Slot Size 8	<div>30 Series (mm)</div> <div><div>30x30</div><div>30x60</div><div>60x60</div></div>			
Part Number	Part Image	Price	Description	Recommended Screw Fastener - T-Slot Hole Attachment (ADC Part Number)	Pack Quantity	Drawing Link
151189		\$4.50	Straight Flat Plate	161059	1	PDF
162985		\$8.00				PDF
151190		\$5.50				PDF
151191		\$5.50	Square Flat Plate			PDF
151192		\$9.50	Rectangular Flat Plate			PDF
151193		\$9.50	Flat Plate			PDF
151194		\$10.00	T-Shaped Flat Plate			PDF
162988		\$18.00				PDF

FATH® T-Slotted Rail Accessories

Brackets

- Connects two T-slot rails together at a 90° angle
- Recommended ADC Fastener based on part feature and slot depth
- Material: varies by part



30 Series Brackets								
Fits		Slot Size 8	<div>30 Series (mm)</div> <div><div>30x30</div><div>30x60</div><div>60x60</div></div>					
Part Number	Part Image	Price	Description	Recommended Screw Fastener (ADC Part Number)		Pack Quantity	Material	Drawing Link
				Core Hole Attachment 1	*T-Slot Attachment 2			
151195		\$4.25	Inside Corner Bracket	n/a	161059	1	Anodized aluminum	PDF
151196		\$5.25	Wide Inside Corner Bracket					PDF
151197		\$5.75	Tall Inside Corner Bracket					PDF
151198		\$11.00	Inside Corner Bracket					PDF
162989		\$2.25	Gusseted Inside Corner Bracket					PDF
162990		\$4.75	Tall Gusseted Inside Corner Bracket					PDF
162991		\$4.75	Wide Gusseted Inside Corner Bracket					PDF
162992		\$8.00	Gusseted Inside Corner Bracket					PDF
151199		\$28.50	Pivot Joint	161102 Requires manually tapping core hole to M8-1.25 x 20mm DP	161099	1	Die-cast zinc	PDF
151200		\$38.50	Pivot Joint With Locking Handle					PDF
163014		\$27.50	1-Slot Pivot Joint	Not possible	161092		Die-cast zinc/die-cast aluminum/nylon	PDF
163017		\$36.50	2-Slot Pivot Joint					PDF

*T-Slot Nut also required.

*T-Slot Nut also required.

FATH[®] T-Slotted Rail Accessories

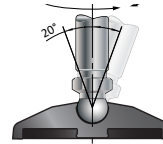
Brackets - Continued

Brackets Installation	
Core Hole Installation	T-Slot Installation
Pivot Joint	
<p>Four-step illustration for Core Hole Installation of a Pivot Joint bracket. Step 1: Apply Aluminum Cutting Fluid to the bracket. Step 2: Tap the core hole in the rail. Step 3: Insert the bracket into the rail. Step 4: Tighten the screw.</p> <p>Manually tap core hole for screw</p>	<p>Four-step illustration for T-Slot Installation of a Pivot Joint bracket. Step 1: Apply Aluminum Cutting Fluid to the bracket. Step 2: Tap the T-slot in the rail. Step 3: Insert the bracket into the rail. Step 4: Tighten the screw.</p>
Pivot Joint	
<p>Four-step illustration for Core Hole Installation of a Pivot Joint bracket. Step 1: Apply Aluminum Cutting Fluid to the bracket. Step 2: Tap the core hole in the rail. Step 3: Insert the bracket into the rail. Step 4: Tighten the screw.</p>	<p>Four-step illustration for T-Slot Installation of a Pivot Joint bracket. Step 1: Apply Aluminum Cutting Fluid to the bracket. Step 2: Tap the T-slot in the rail. Step 3: Insert the bracket into the rail. Step 4: Tighten the screw.</p>

FATH® T-Slotted Rail Accessories

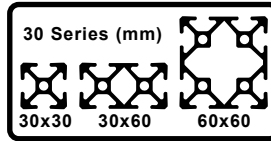
Bases












- Recommended ADC Fastener based on part feature and core hole
- Material: varies by part



30 Series Bases

Fits Slot Size
8



Part Number	Part Image	Price	Description	Fits	Load Rating kg [lb]	Recommended Screw Fastener (ADC Part Number)		Pack Quantity	Material	Drawing Link			
						Core Hole Attachment 1	***T-Slot Attachment 2						
162940		\$11.50	M8-1.25 Transport/ Base Plate	30 x 60mm	n/a	161102 ** (2) included with kit		1	Die-cast zinc	PDF			
162941		\$11.50	M10-1.5 Transport/ Base Plate							PDF			
162942		\$11.50	M12-1.75 Transport/ Base Plate							PDF			
162943		\$17.50	M8-1.25 Transport/ Base Plate	60 x 60mm		161102 ** (4) included with kit				n/a			PDF
162944		\$17.75	M10-1.5 Transport/ Base Plate										PDF
162945		\$20.00	M12-1.75 Transport/ Base Plate										PDF
162946		\$20.00	M14-2.0 Transport/ Base Plate										PDF
162947		\$20.00	M16-2.0 Transport/ Base Plate										PDF
151201		\$3.75	M8-1.25 x 40mm Swivel Foot Threaded Rod with 15mm ball	Requires Transport / Base Plate 162940 or 162943	350 [772]*	n/a			Zinc plated steel	PDF			
151202		\$4.00	M10-1.5 x 45mm Swivel Foot Threaded Rod with 15 mm ball	Requires Transport / Base Plate 162941 or 162944	470 [1036]*					PDF			
162938		\$6.50	M16-2.0 x 100mm Swivel Foot Threaded Rod with 15mm ball	Requires Transport / Base Plate 162947	1450 [3197]					PDF			

*Based on installation with Transport / Base Plate

Load rating of a swivel foot assembly is based on the part with the lowest load rating, typically the threaded rod.

Example:

Threaded rod load rating = 210kg [463lb]

Swivel base load rating = 3000kg [6614lb]











Swivel foot assembly load rating = 210kg [463lb]

**Requires tapping Core Hole (M8-1.25 x 20mm deep)

***T-Slot Nut also required.

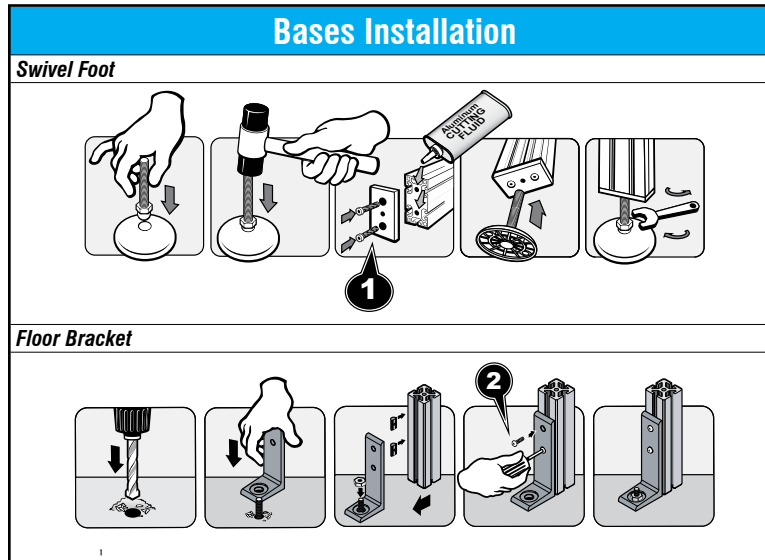
FATH® T-Slotted Rail Accessories

Bases - Continued

30 Series Bases - continued																
		Fits		Slot Size		30 Series (mm)										
																
Part Number	Part Image	Price	Diameter	Description	Fits	Load Rating kg [lb]	Recommended Screw Fastener (ADC Part Number)		Pack Quantity	Material	Drawing Link					
							Core Hole Attachment 1	***T-Slot Attachment 2								
151068		\$4.00	1.57 in [39.0 mm]	Swivel Base With Anti-Slip Plate	Any 15mm ball Threaded Rod	900 [1984]	n/a	n/a	1	Nylon	PDF					
151071		\$9.50				3000 [6614]				Die-cast zinc	PDF					
151072		\$17.00	3.11 in [79.0 mm]								PDF					
151073		\$17.00	900 [1984]							Nylon	PDF					
151069		\$6.00									PDF					
151070		\$6.00	1000 [2204]			Nylon				PDF						
162933		\$12.50	see 2D drawing	Extended Swivel Base		3000 [6613]				Die-cast zinc	PDF					
162934		\$27.00				Anodized aluminum				PDF						
162956		\$11.00	n/a	Floor Bracket	30 x 30mm, 30 x 60mm, 60 x 60mm		n/a		161066							
<p>*Based on installation with Transport / Base Plate Load rating of a swivel foot assembly is based on the part with the lowest load rating, typically the threaded rod. Example: Threaded rod load rating = 210kg [463lb] Swivel base load rating = 3000kg [6614lb] Swivel foot assembly load rating = 210kg [463lb] **Requires tapping Core Hole (M8-1.25 x 20mm deep) ***T-Slot Nut also required.</p>																

FATH® T-Slotted Rail Accessories





Bases - Continued



FATH® T-Slotted Rail Accessories

Casters

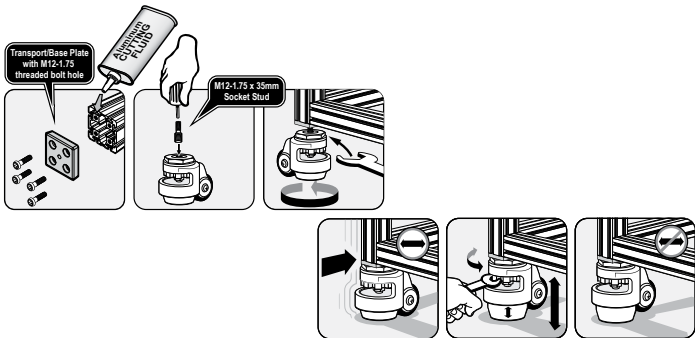
- Recommended ADC Fastener based on part feature and attachment type
- Material: varies by part

30 Series Casters											
Fits		Slot Size 8		<div>30 Series (mm)</div> <div><div>30x30</div><div>30x60</div><div>60x60</div></div>							
Part Number	Part Image	Price	Description	Requires	Load Rating kg [lb]	Recommended Screw Fastener (ADC Part Number)		Pack Quantity	Material	Drawing Link	
						Core Hole Attachment 1	*T-Slot Attachment 2				
163010		\$40.00	Leveling Caster	Transport / Base Plate with M12-1.75 threaded hole	250 [551]	n/a	n/a	1	Die-cast aluminum/ steel/nylon/ rubber	PDF	
163011		\$52.00			500 [1102]					PDF	
163012		\$41.00		n/a	250 [551]		161059			PDF	
163013		\$56.00			500 [1102]					PDF	
*T-Slot Nut also required.											

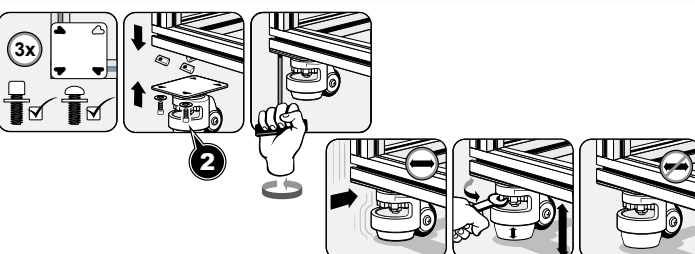
*T-Slot Nut also required.

Caster Installation

Leveling Caster with bolt hole thread



Leveling Caster with mounting plate













FATH® T-Slotted Rail Accessories

Hinges

- Recommended ADC Fastener based on part feature and slot depth
- Material: varies by part



30 Series Hinges							
Fits		Slot Size 8	<div>30 Series (mm)</div> <div>  </div> <div>30x30 30x60 60x60</div>				
Part Number	Part Image	Price	Description	Recommended Screw Fastener *T-Slot Attachment (ADC Part Number)	Pack Quantity	Material	Drawing Link
151203		\$6.25	Left-Hand Detachable Combination Hinge	161079	1	Fiberglass reinforced plastic	PDF
151204		\$6.50	Right-Hand Detachable Combination Hinge				PDF
151205		\$6.50	Non-Detachable Combination Hinge				PDF
151206		\$11.50	Non-Detachable Combination Hinge With Locking Lever				PDF
151207		\$16.50	Left-Hand Detachable Combination Hinge			Die-cast aluminum	PDF
151208		\$16.50	Right-Hand Detachable Combination Hinge				PDF
151209		\$16.50	Non-Detachable Combination Hinge				PDF
*T-Slot Nut also required							

FATH® T-Slotted Rail Accessories

Panel and Door Elements

- Recommended ADC Fastener based on part feature and slot depth
- Material: varies by part




30 Series Panel and Door Elements								
Fits		Slot Size 8	<div>30 Series (mm)</div> <div><div></div><div></div><div></div></div> <div>30x30 30x60 60x60</div>					
Part Number	Part Image	Price	Description	Recommended Screw Fastener *T-Slot Attachment 2 (ADC Part Number)	Pack Quantity	Material	Drawing Link	
151146		\$6.00	Bridge Handle	161061	1	Fiberglass reinforced plastic	PDF	
151147		\$6.00		161065			PDF	
151148		\$6.25	Cover Cap 3	n/a			PDF	
151149		\$6.50	Comfort Handle	151183			PDF	
151085		\$4.50	Comfort Handle	161095			PDF	
151086		\$4.00	Cover Cap 3	n/a			PDF	
151157		\$7.25	Ball Catch	151162			PDF	
151158		\$14.50	Double Ball Catch	FHCS M4-0.7 x 10mm**	1	Brass	PDF	
162963		\$8.50	Magnetic Catch	161062		Nylon/steel	PDF	
162912		\$4.50	Panel Holder	161066		Anodized aluminum	PDF	
162917		\$5.75					PDF	
162977		\$8.50	Hanger	161059	25	Die-cast zinc	PDF	
151210		\$150.00	Cover And Reduction Profile	n/a		Thermoplastic elastomer	PDF	
*T-Slot Nut also required								
** Recommended fastener not available from AutomationDirect.com								

FATH® T-Slotted Rail Accessories


Panel and Door Elements - Continued

Panel and Door Elements Installation


Bridge Handle and Cover Cap



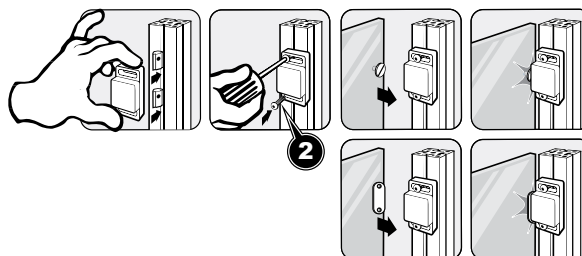
Comfort Handle and Cover Cap



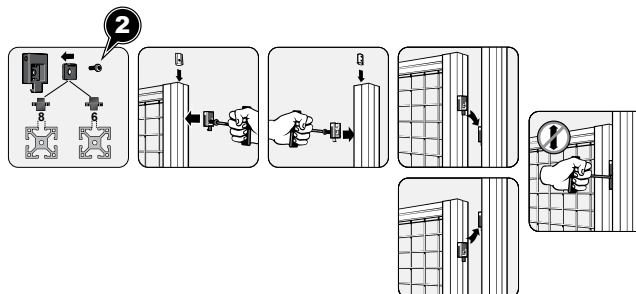
Cover and Reduction Profile




Magnetic Catch



Hanger



Panel Holder



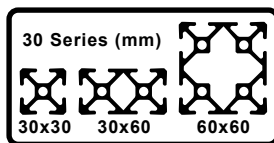
FATH® T-Slotted Rail Accessories

Slides and Rollers



30 Series Slides and Rollers


Fits Slot Size 8



Part Number	Part Image	Price	Description	Fits	Pack Quantity	Material	Drawing Link
<u>148974</u>		\$9.50	Roller	All 30 Series	1	Nylon	<u>PDF</u>
<u>151211</u>		\$4.50	Slider			Glass-filled nylon	<u>PDF</u>
<u>151089</u>		\$4.50	Snap Hook	Slider <u>151211</u>		Zinc plated steel	<u>PDF</u>
<u>162968</u>		\$7.50	Profile Slider Center Slot	All 30 Series		Polyoxymethylene (POM)	<u>PDF</u>

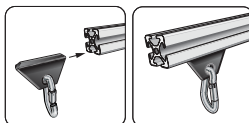
Slides and Rollers Installation

Roller

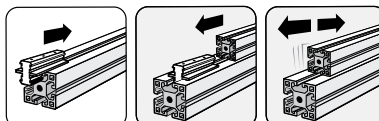


Bolt and nut not included
and not available from
AutomationDirect

Slider and Snap Hook



Profile Slider



FATH® T-Slotted Rail Accessories


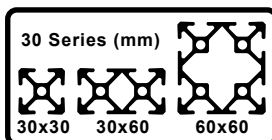
Monitor Mounts






30 Series Monitor Mounts

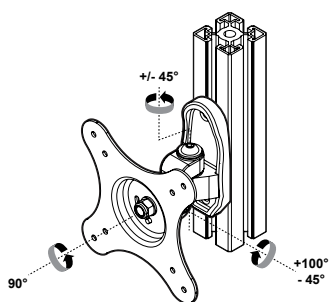
- Fits monitors with VESA mounting standard
- Durable steel construction
- Powder coat finish
- Mounting hardware included for several mounting locations

Fits  Slot Size 8

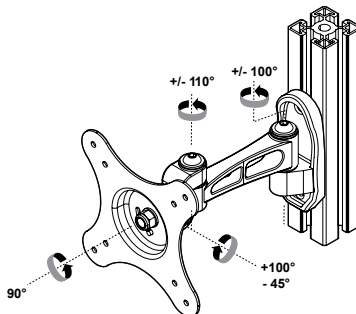


Part Number	Part Image	Price	Description	Load Rating kg [lb]	Pack Quantity	Installation Instructions Link	Drawing Link
<u>162893</u>		\$42.00	Swivel Monitor Mount	15 [33.1]	1	PDF	PDF
<u>162894</u>		\$50.00				PDF	PDF
<u>162895</u>		\$58.00				PDF	PDF

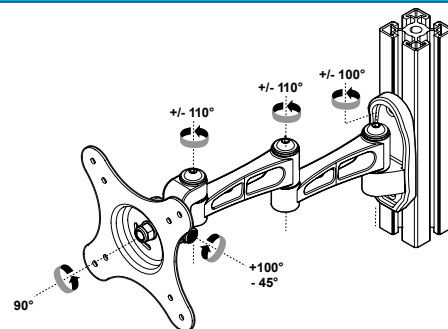
Monitor Mounts Adjustments



162893



162894



162895

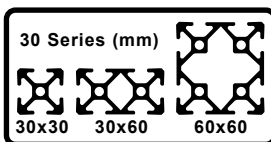
FATH® T-Slotted Rail Accessories




Workstation Components



30 Series Workstation Components

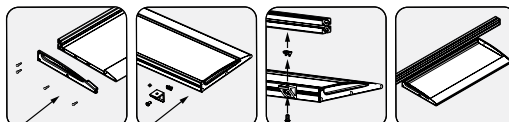
Fits Slot Size
8



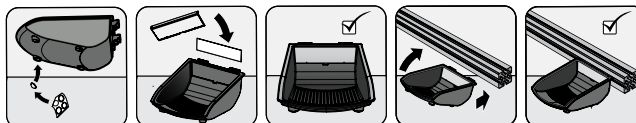
Part Number	Part Image	Price	Description	Load Rating kg [lb]	Pack Quantity	Material	Drawing Link
162902		\$185.00	Keyboard Holder	n/a	1	Aluminum/nylon	PDF
162964		\$9.00	Grab Tray			Nylon	PDF
162965		\$2.00	Label Clip			PVC	PDF

Workstation Components Installation

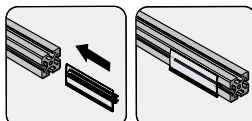
Keyboard Holder (mounting example)



Grab Tray









Label Clip



FATH® T-Slotted Rail Accessories

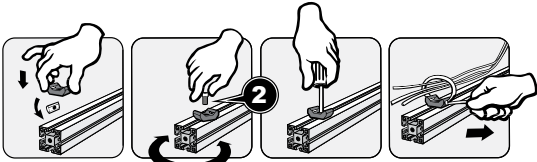
Wire Management



30 Series Wire Management								
<div><div>Fits </div><div><div>30 Series (mm)</div><div></div><div>30x30 30x60 60x60</div></div></div>								
Part Number	Part Image	Price	Description	Pack Quantity	Recommended Screw Fastener *T-Slot Attachment 2 (ADC Part Number)	Material	Drawing Link	
162982		\$7.50	Universal Cable Binder Block	10	161057	Nylon	PDF	
162983		\$15.75	Cable Binder Block		n/a		PDF	
*T-Slot Nut also required								

Wire Management Installation

Universal Cable Binder Block



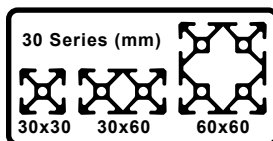
FATH® T-Slotted Rail Accessories





Miscellaneous Accessories



30 Series Miscellaneous Accessories

Fits  Slot Size 8



Part Number	Part Image	Price	Description	Fits Profile	Recommended Screw Fastener *T-Slot Attachment 2 (ADC Part Number)	Pack Quantity	Material	Drawing Link
151212		\$9.25	End Cap	30 x 30mm	n/a	10	Glass-filled nylon	PDF
151170		\$9.00	Stop Bumper	All 30 Series		BHCS M4-0.7 x 20mm (not sold by ADC)	1	Rubber/zinc-plated steel
162973		\$3.25	Sensor Mounting Block for 8mm diameter sensors		Nylon			PDF
162974		\$3.25	Sensor Mounting Block for 12mm diameter sensors					PDF

*T-Slot Nut also required

*T-Slot Nut also required