

SureFrame[®] Aluminum T-Slotted Rail

30 Series Metric T-Slotted Aluminum Rail


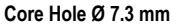
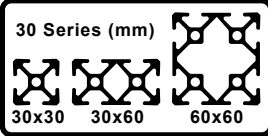




SureFrame™ T-slotted aluminum rails are extruded exclusively for AutomationDirect, with features, quality, and performance you expect. SureFrame T-slotted rails are compatible with other popular brands.

- Cut to length in 0.01 cm increments
- Minimum cut length: 15.24 cm
- Maximum cut length: 228.0 cm
- Cut accuracy: +/- 0.015 cm [0.15mm]
- Corrosion and UV resistant



Properties	
Material	Aluminum 6063-T6
Finish	Clear Anodize
Hardness	Webster Model B 11-12
Straightness	0.0125 inch/ft [1.042 mm/m]
Twist	0.25°/ft [0.25°/305mm]



30 Series (metric)								
 Slot Size 8  Core Hole Ø 7.3 mm					 Drop Lock 2° T-Slot Drop Lock feature improves connection strength and vibration resistance			
Part Number	Part Image	Price per cm	Profile Size	Weight Class	Weight lbs/ft [kg/m]	Moment of Inertia Lx	Moment of Inertia Ly	Drawing Link
30-3030C		\$0.11	30 x 30mm	Standard	0.605 [0.900]	0.068 in ⁴ [2.829 cm ⁴]	0.068 in ⁴ [2.829 cm ⁴]	PDF
30-3060C		\$0.18	30 x 60mm		1.058 [1.574]	0.130 in ⁴ [5.408 cm ⁴]	0.473 in ⁴ [19.677 cm ⁴]	PDF
30-6060C		\$0.27	60 x 60mm		1.681 [2.502]	0.871 in ⁴ [36.234 cm ⁴]	0.871 in ⁴ [36.234 cm ⁴]	PDF

Extruded T-slotted rails have a thru Core Hole feature that can be used to attach various components to the end of the profile using:

- Self-tapping / thread-forming screws (no tapping needed)
- A tap to thread the core hole for a threaded fastener



Please Note: Prices on aluminum are closely tied to the market price. This allows us to offer the best savings possible if conditions are favorable; however, it also means that our prices may increase if market conditions warrant.



Aluminum T-Slotted Rail

Deflection Calculations

Using the calculations below, find your approximate deflection* for a specific extrusion.
See table below for variations.

As always when calculating, use diligence and work only in either imperial or metric units at one time.

"E" = Modulus of Elasticity

"F" = Force

"I" = Moment of Inertia

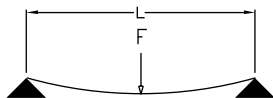
"L" = Length

"W" = Weight

**for reference only*

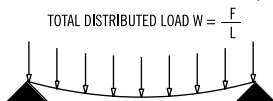
Supported Loads

CONCENTRATED LOAD AT CENTER (simply supported)



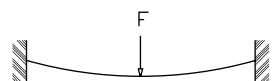
$$\text{MAX DEFLECTION} = \frac{FL^3}{48 EI}$$

UNIFORMLY DISTRIBUTED LOAD (simply supported)



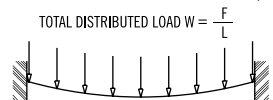
$$\text{MAX DEFLECTION} = \frac{5}{84} \frac{WL^4}{EI}$$

CONCENTRATED LOAD AT CENTER (between fixed supports)



$$\text{MAX DEFLECTION} = \frac{FL^3}{192 EI}$$

UNIFORMLY DISTRIBUTED LOAD (between fixed supports)

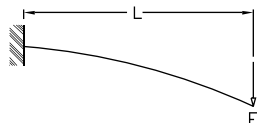


$$\text{MAX DEFLECTION} = \frac{WL^4}{384 EI}$$

Aluminum 6063-T6 Properties	
Yield Strength	29,007 psi [200 MPa]
Tensile Strength	33,359 psi [230 MPa]
Modulus of Elasticity	10,000,000 psi [68.9 GPa]

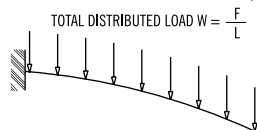
Cantilever Loads

CONCENTRATED LOAD AT CENTER (simply supported)



$$\text{MAX DEFLECTION} = \frac{FL^3}{3 EI}$$

UNIFORMLY DISTRIBUTED LOAD (simply supported)




$$\text{MAX DEFLECTION} = \frac{WL^4}{8 EI}$$

FATH® T-Slotted Rail Accessories

T-Slot Nuts

- Designed to fit into the T-slot cavity of extruded aluminum rails.
- Hammer nuts provide safe electrostatic discharging (ESD) connection.
- No machining required.
- Material: zinc plated steel


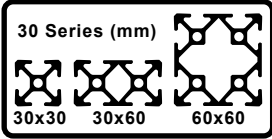







T-Slot Nuts Selection				
Part Image	Nut Type	Installation	Holds Position Without Screw	ESD Connection
	Double Economy T-Nut			No
	Economy T-Nut			
	Hammer Nut		No	Yes
	Slide-In Nut			
	Roll-In Nut with Leaf Spring		Yes	No
	Roll-In Nut with Spring Loaded Ball			

30 Series T-Slot Nuts						
		Fits Slot Size 8				
Part Number	Part Image	Price	Nut Type	Thread Size	Pack Quantity	Drawing Link
161126		\$8.25	Hammer Nut	10-32 UNF	10	PDF
151097		\$9.50		1/4-20 UNC		PDF
161127		\$8.00		M4-0.7		PDF
161116		\$16.75	Roll-In Nut	M5-0.8		PDF
161128		\$8.00	Hammer Nut			PDF
161117		\$16.75	Roll-In Nut			PDF

FATH® T-Slotted Rail Accessories

T-Slot Nuts - Continued

30 Series T-Slot Nuts - Continued						
		Fits  Slot Size 8				
Part Number	Part Image	Price	Nut Type	Thread Size	Pack Quantity	Drawing Link
<u>151179</u>		\$6.50	Economy T-Nut	M6-1.0	10	<u>PDF</u>
<u>151180</u>		\$5.25	Double Economy T-Nut		4	<u>PDF</u>
<u>151181</u>		\$9.00	Hammer Nut		10	<u>PDF</u>
<u>161118</u>		\$16.75	Roll-In Nut	<u>PDF</u>		
<u>151182</u>		\$19.00		M8-1.25		<u>PDF</u>

FATH® T-Slotted Rail Accessories

Fasteners

- Choose from 4 Head types in numerous lengths
- Hex socket head
- Select desired T-Slot nut style with corresponding thread size.
- Material: Black zinc plated or bright zinc plated steel, prevents corrosion better than typical black oxide coatings



30 Series Fasteners									
		Fits 							
Part Number	Part Image	Price	Thread	Screw Length	Head Type	Color	Pack Quantity	Drawing Link	
162994		\$8.00	#8-32 UNF	3/8 in	Button head socket cap screw	Flat black	10	PDF	
161073		\$7.75		1/2 in	Flat head socket cap screw			PDF	
162993		\$7.50	#10-32 UNF	3/8 in	Button head socket cap screw			PDF	
162995		\$7.75		1/2 in	Socket head cap screw			PDF	
161046		\$4.75			5/8 in			Button head socket cap screw	PDF
161047		\$5.00		3/4 in	PDF				
161048		\$5.75		1/4-20 UNC	1/2 in			Flat head socket cap screw	PDF
161074		\$6.25						Button head socket cap screw	PDF
151040		\$4.25	9/16 in		Flanged button head socket cap screw			Gloss black	PDF
151041		\$5.25			Button head socket cap screw			Flat black	PDF
161049		\$4.50	5/8 in	Flat head socket cap screw	PDF				
161075		\$6.25		Button head socket cap screw	PDF				
161050		\$4.75	Socket head cap screw	Socket head cap screw	PDF				
161087		\$4.00			PDF				

FATH® T-Slotted Rail Accessories

Fasteners - Continued

30 Series Fasteners - Continued								
		Fits 						
Part Number	Part Image	Price	Thread	Screw Length	Head Type	Color	Pack Quantity	Drawing Link
161051		\$4.75	1/4-20 UNC	3/4 in	Button head socket cap screw	Flat black	10	PDF
161052		\$5.25		1 in				PDF
161088		\$2.25	M4-0.7	8mm	Socket head cap screw	PDF		
161089		\$2.50		10mm		PDF		
161056		\$1.00		10mm	Button head socket cap screw	PDF		
161076		\$1.50		12mm	Flat head socket cap screw	PDF		
161057		\$1.25	M5-0.8	10mm	Button head socket cap screw	PDF		
161090		\$2.50			Socket head cap screw	PDF		
161077		\$1.75		12mm	Flat head socket cap screw	Bright zinc		PDF
161091		\$2.50	12mm	Socket head cap screw	PDF			
161058		\$1.75	12mm	Button head socket cap screw	PDF			
161092		\$2.50	M6-1.0	10mm	Socket head cap screw	PDF		
161078		\$2.25		12mm	Flat head socket cap screw	PDF		
161059		\$2.00		12mm	Button head socket cap screw	PDF		
161093		\$2.75		Socket head cap screw	PDF			


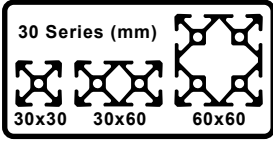













FATH® T-Slotted Rail Accessories

Fasteners - Continued

30 Series Fasteners - Continued								
		Fits 						
Part Number	Part Image	Price	Thread	Screw Length	Head Type	Color	Pack Quantity	Drawing Link
161079		\$2.50	M6-1.0	14mm	Flat head socket cap screw	Bright zinc	10	PDF
161060		\$2.25			Button head socket cap screw			PDF
161094		\$2.75			Socket head cap screw			PDF
161080		\$2.50		16mm	Flat head socket cap screw			PDF
161061		\$2.50			Button head socket cap screw			PDF
161095		\$2.75			Socket head cap screw			PDF
161062		\$2.75		18mm	Button head socket cap screw			PDF
161096		\$3.00			Socket head cap screw			PDF
161081		\$2.50		20mm	Flat head socket cap screw			PDF
161063		\$2.75			Button head socket cap screw			PDF
161097		\$3.25			Socket head cap screw			PDF
161064		\$3.25		25mm	Button head socket cap screw			PDF
161082		\$4.75	M8-1.25	12mm	Flat head socket cap screw	PDF		
161065		\$4.25			Button head socket cap screw	PDF		
161098		\$4.75			Socket head cap screw	PDF		


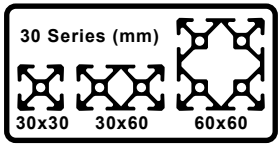



FATH® T-Slotted Rail Accessories


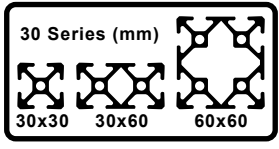


Fasteners - Continued


30 Series Fasteners - Continued								
		Fits 						
Part Number	Part Image	Price	Thread	Screw Length	Head Type	Color	Pack Quantity	Drawing Link
161066		\$4.50	M8-1.25	14mm	Button head socket cap screw	Bright zinc	10	PDF
161083		\$5.00			Flat head socket cap screw			PDF
161099		\$5.00			Socket head cap screw			PDF
161084		\$5.50		16mm	Flat head socket cap screw			PDF
161100		\$5.50			Socket head cap screw			PDF
161067		\$4.50			Button head socket cap screw			PDF
151183		\$4.75		Gloss black	Flanged button head socket cap screw	PDF		
151184		\$5.50			PDF			
161085		\$5.50		18mm	Flat head socket cap screw	Bright zinc		PDF
161068		\$5.00			Button head socket cap screw			PDF
161101		\$5.50			Socket head cap screw			PDF
151241		\$4.50		20mm	Button head socket cap screw			PDF
161102		\$5.75	Socket head cap screw		PDF			

FATH® T-Slotted Rail Accessories

Fasteners - Continued

30 Series Fasteners - Continued								
		Fits 						
Part Number	Part Image	Price	Thread	Screw Length	Head Type	Color	Pack Quantity	Drawing Link
161086		\$7.00	M8-1.25	25mm	Flat head socket cap screw	Bright zinc	10	PDF
161069		\$5.25			Button head socket cap screw			PDF
161070		\$8.00		40mm	PDF			

30 Series Self Forming / Tapping Screws								
		Fits 					Works with Aluminum with hole diameter 0.276" - 0.295" [7.0 - 7.5 mm]	
Part Number	Part Image	Price	Thread	Screw Length	Head Type	Color	Pack Quantity	Drawing Link
161108		\$9.25	S8	25mm	Self-Tapping Screw Flanged button head socket cap T-40 Torx	Bright zinc	10	PDF
161109		\$8.75			Self-Tapping Screw Flat head socket cap			PDF


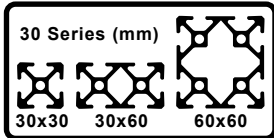








FATH® T-Slotted Rail Accessories

Connecting Components

- Connects two or three T-slot rails together
- Recommended ADC Fastener based on part feature, slot Depth and core hole
- Material: varies by part

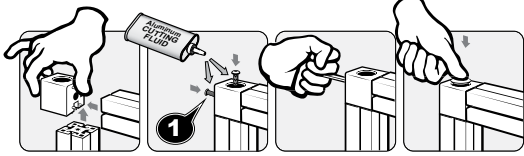
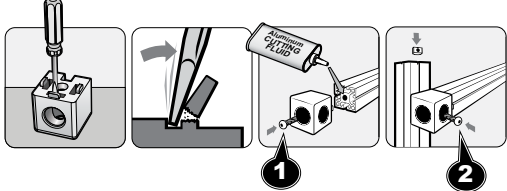
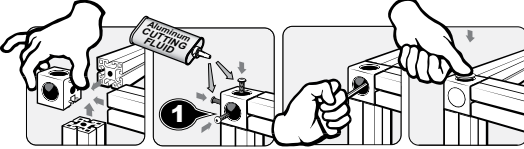
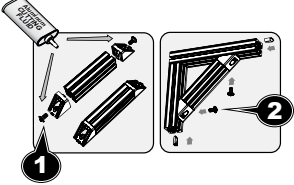

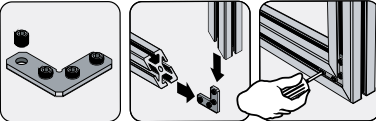


30 Series Connecting Components										
		Fits 								
Part Number	Part Image	Price	Description	Fits Profile	Material	Recommended Screw Fastener (ADC Part Number)		Pack Quantity	Drawing Link	
						Core Hole Attachment 1	*T-Slot Attachment 2			
151185		\$9.50	2d Cube Connector	30 x 30mm 30 x 60mm 60 x 60mm	Die-cast aluminum	161085	161083	1	PDF	
151186		\$10.00	3d Cube Connector				n/a		PDF	
151187		\$5.75	Angle Connector			30 x 30mm	151241 Requires manually tapping core hole to M8-1.25 x 20 DP		161066	PDF
151188		\$9.75		30 x 60mm	PDF					
162961		\$11.50	Miter Connector	30 x 30mm 30 x 60mm 60 x 60mm	Steel	n/a	M8-1.25 x 8mm set screw (4) included		PDF	
163008		\$10.75	Screw Connector		Zinc plated steel	Designer's choice	n/a		10	PDF

*T-Slot Nut also required.

FATH® T-Slotted Rail Accessories

Connecting Components - Continued


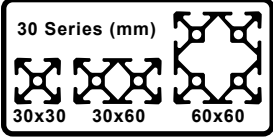








Connecting Components Installation	
Core Hole Installation	T-Slot Installation
2D Cube Connector 	
3D Cube Connector 	n/a
Angle Connector 	
Screw Connector 	
Miter Connector 	

FATH® T-Slotted Rail Accessories

Joining Plates

- Connects two or more T-slot rails together.
- Recommended ADC Fastener based on part feature and slot depth.
- Material: Anodized aluminum




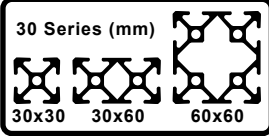












30 Series Joining Plates						
<i>Fits</i>  Slot Size 8						
Part Number	Part Image	Price	Description	Recommended Screw Fastener - T-Slot Hole Attachment (ADC Part Number)	Pack Quantity	Drawing Link
151189		\$4.50	Straight Flat Plate	161059	1	PDF
162985		\$8.00				PDF
151190		\$5.50				PDF
151191		\$5.50	Square Flat Plate			PDF
151192		\$9.50	Rectangular Flat Plate			PDF
151193		\$9.50	Flat Plate			PDF
151194		\$10.00	T-Shaped Flat Plate			PDF
162988		\$18.00				PDF

FATH® T-Slotted Rail Accessories

Brackets

- Connects two T-slot rails together at a 90° angle
- Recommended ADC Fastener based on part feature and slot depth
- Material: varies by part

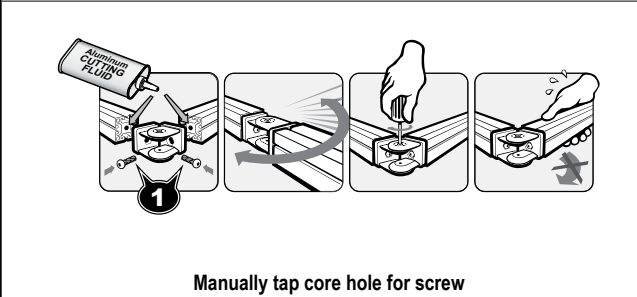
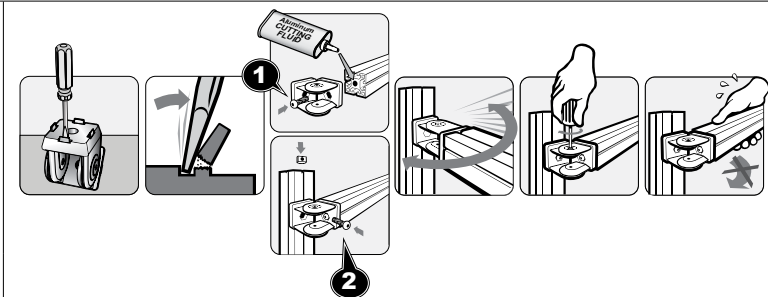




30 Series Brackets								
		Fits 						
Part Number	Part Image	Price	Description	Recommended Screw Fastener (ADC Part Number)		Pack Quantity	Material	Drawing Link
				Core Hole Attachment 1	*T-Slot Attachment 2			
151195		\$4.25	Inside Corner Bracket	n/a	161059	1	Anodized aluminum	PDF
151196		\$5.25	Wide Inside Corner Bracket					PDF
151197		\$5.75	Tall Inside Corner Bracket					PDF
151198		\$11.00	Inside Corner Bracket					PDF
162989		\$2.25	Gusseted Inside Corner Bracket					PDF
162990		\$4.75	Tall Gusseted Inside Corner Bracket					PDF
162991		\$4.75	Wide Gusseted Inside Corner Bracket					PDF
162992		\$8.00	Gusseted Inside Corner Bracket					PDF
151199		\$28.50	Pivot Joint	161102 Requires manually tapping core hole to M8-1.25 x 20mm DP	161099	1	Die-cast zinc	PDF
151200		\$38.50	Pivot Joint With Locking Handle					PDF
163014		\$27.50	1-Slot Pivot Joint	Not possible	161092	1	Die-cast zinc/die-cast aluminum/nylon	PDF
163017		\$36.50	2-Slot Pivot Joint					PDF

*T-Slot Nut also required.

FATH® T-Slotted Rail Accessories

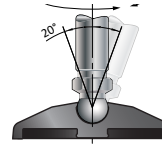
Brackets - Continued

Brackets Installation	
Core Hole Installation	T-Slot Installation
<p>Pivot Joint</p>  <p>Manually tap core hole for screw</p>	
<p>Pivot Joint</p> 	

FATH® T-Slotted Rail Accessories

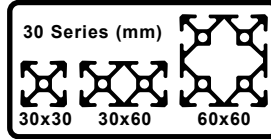
Bases

- Recommended ADC Fastener based on part feature and core hole
- Material: varies by part



30 Series Bases

Fits Slot Size 8



Part Number	Part Image	Price	Description	Fits	Load Rating kg [lb]	Recommended Screw Fastener (ADC Part Number)		Pack Quantity	Material	Drawing Link
						Core Hole Attachment 1	***T-Slot Attachment 2			
162940		\$11.00	M8-1.25 Transport/ Base Plate	30 x 60mm	n/a	161102** (2) included with kit		1	Die-cast zinc	PDF
162941		\$11.00	M10-1.5 Transport/ Base Plate							PDF
162942		\$11.00	M12-1.75 Transport/ Base Plate							PDF
162943		\$17.50	M8-1.25 Transport/ Base Plate	60 x 60mm	n/a	161102** (4) included with kit	n/a	1	Die-cast zinc	PDF
162944		\$17.75	M10-1.5 Transport/ Base Plate							PDF
162945		\$20.00	M12-1.75 Transport/ Base Plate							PDF
162946		\$20.00	M14-2.0 Transport/ Base Plate							PDF
162947		\$20.00	M16-2.0 Transport/ Base Plate							PDF
151201		\$3.75	M8-1.25 x 40mm Swivel Foot Threaded Rod with 15mm ball	Requires Transport / Base Plate 162940 or 162943	350 [772]*	n/a			Zinc plated steel	PDF
151202		\$4.00	M10-1.5 x 45mm Swivel Foot Threaded Rod with 15 mm ball	Requires Transport / Base Plate 162941 or 162944	470 [1036]*					PDF
162938		\$6.50	M16-2.0 x 100mm Swivel Foot Threaded Rod with 15mm ball	Requires Transport / Base Plate 162947	1450 [3197]					PDF

*Based on installation with Transport / Base Plate
 Load rating of a swivel foot assembly is based on the part with the lowest load rating, typically the threaded rod.
 Example:
 Threaded rod load rating = 210kg [463lb]
 Swivel base load rating = 3000kg [6614lb]
 Swivel foot assembly load rating = 210kg [463lb]
 **Requires tapping Core Hole (M8-1.25 x 20mm deep)
 ***T-Slot Nut also required.

FATH® T-Slotted Rail Accessories

Bases - Continued

30 Series Bases - continued

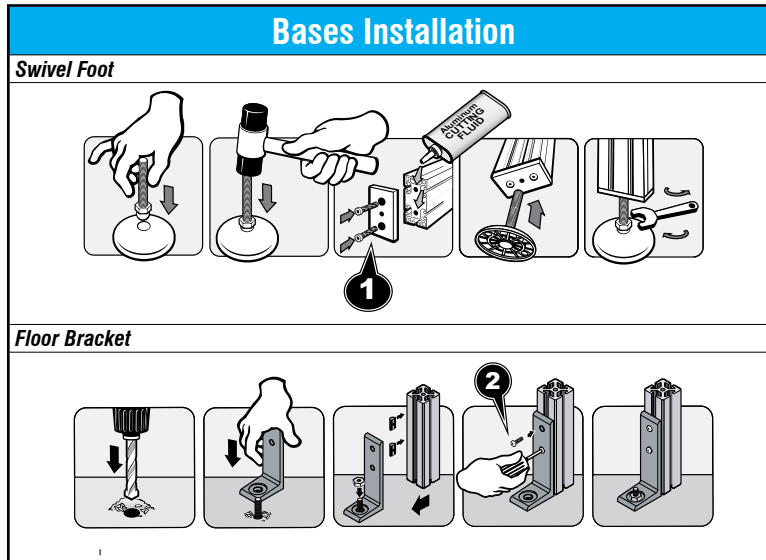


Part Number	Part Image	Price	Diameter	Description	Fits	Load Rating kg [lb]	Recommended Screw Fastener (ADC Part Number)		Pack Quantity	Material	Drawing Link
							Core Hole Attachment 1	***T-Slot Attachment 2			
151068		\$4.00	1.57 in [39.0 mm]	Swivel Base With Anti-Slip Plate	Any 15mm ball Threaded Rod	900 [1984]	n/a	n/a	1	Nylon	PDF
151071		\$9.50				PDF					
151072		\$17.00	3000 [6614]			Die-cast zinc				PDF	
151073		\$17.00								PDF	
151069		\$6.00	900 [1984]			Nylon				PDF	
151070		\$6.00								PDF	
162933		\$12.50	see 2D drawing	Extended Swivel Base	1000 [2204]	Nylon	PDF				
162934		\$27.00			3000 [6613]	Die-cast zinc	PDF				
162956		\$11.00	n/a	Floor Bracket	30 x 30mm, 30 x 60mm, 60 x 60mm	n/a	161066	Anodized aluminum	PDF		

*Based on installation with Transport / Base Plate
 Load rating of a swivel foot assembly is based on the part with the lowest load rating, typically the threaded rod.
 Example:
 Threaded rod load rating = 210kg [463lb]
 Swivel base load rating = 3000kg [6614lb]
 Swivel foot assembly load rating = 210kg [463lb]
 **Requires tapping Core Hole (M8-1.25 x 20mm deep)
 ***T-Slot Nut also required.

FATH[®] T-Slotted Rail Accessories


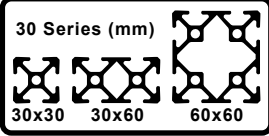




Bases - Continued



FATH® T-Slotted Rail Accessories

Casters

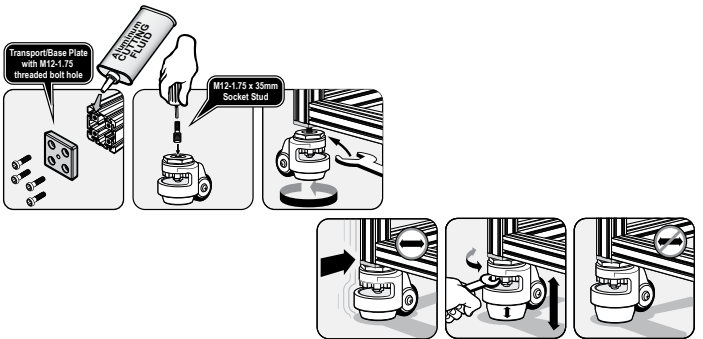
- Recommended ADC Fastener based on part feature and attachment type
- Material: varies by part

30 Series Casters										
		Fits 								
Part Number	Part Image	Price	Description	Requires	Load Rating kg [lb]	Recommended Screw Fastener (ADC Part Number)		Pack Quantity	Material	Drawing Link
						Core Hole Attachment 1	*T-Slot Attachment 2			
163010		\$40.00	Leveling Caster	Transport / Base Plate with M12-1.75 threaded hole	250 [551]	n/a	n/a	1	Die-cast aluminum/steel/nylon/rubber	PDF
163011		\$52.00			500 [1102]					PDF
163012		\$41.00	Leveling Caster	n/a	250 [551]	n/a	161059	1	Die-cast aluminum/steel/nylon/rubber	PDF
163013		\$56.00			500 [1102]					PDF

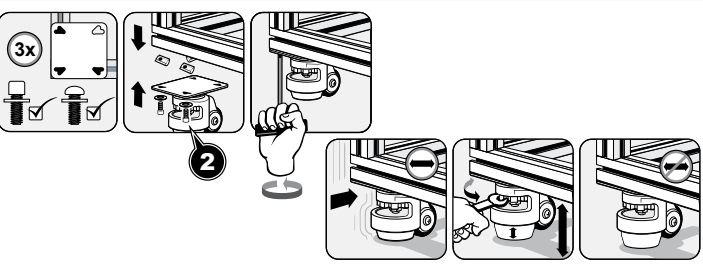
*T-Slot Nut also required.

Caster Installation

Leveling Caster with bolt hole thread



Leveling Caster with mounting plate


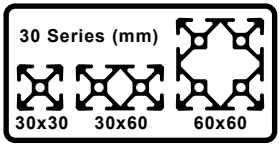









FATH® T-Slotted Rail Accessories

Hinges

- Recommended ADC Fastener based on part feature and slot depth
- Material: varies by part



30 Series Hinges							
Fits  Slot Size 8							
Part Number	Part Image	Price	Description	Recommended Screw Fastener *T-Slot Attachment (ADC Part Number)	Pack Quantity	Material	Drawing Link
151203		\$6.25	Left-Hand Detachable Combination Hinge	161079	1	Fiberglass reinforced plastic	PDF
151204		\$6.50	Right-Hand Detachable Combination Hinge				PDF
151205		\$6.50	Non-Detachable Combination Hinge				PDF
151206		\$11.50	Non-Detachable Combination Hinge With Locking Lever				PDF
151207		\$16.50	Left-Hand Detachable Combination Hinge			Die-cast aluminum	PDF
151208		\$16.50	Right-Hand Detachable Combination Hinge				PDF
151209		\$16.50	Non-Detachable Combination Hinge				PDF

*T-Slot Nut also required

FATH® T-Slotted Rail Accessories

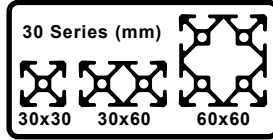
Panel and Door Elements

- Recommended ADC Fastener based on part feature and slot depth
- Material: varies by part



30 Series Panel and Door Elements

Fits Slot Size 8



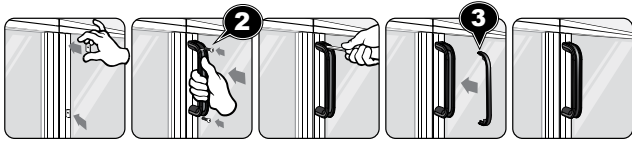


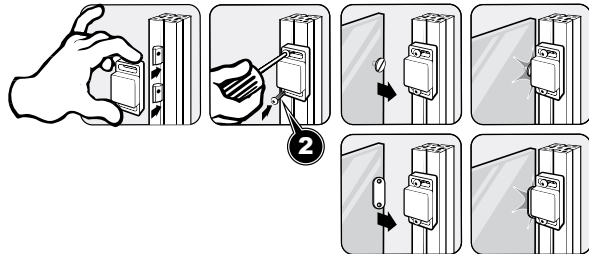
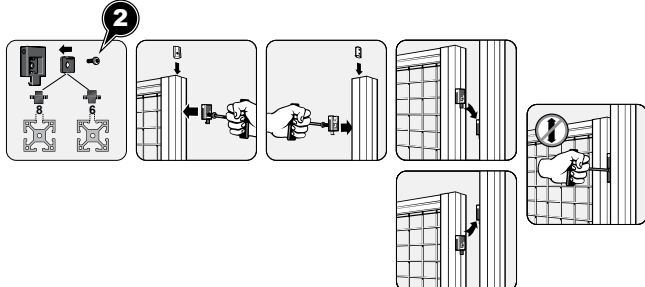

Part Number	Part Image	Price	Description	Recommended Screw Fastener *T-Slot Attachment 2 (ADC Part Number)	Pack Quantity	Material	Drawing Link	
151146		\$6.00	Bridge Handle	161061	1	Fiberglass reinforced plastic	PDF	
151147		\$6.00		161065			PDF	
151148		\$6.25	Cover Cap 3	n/a			PDF	
151149		\$6.50	Comfort Handle	151183			PDF	
151085		\$4.50	Comfort Handle	161095			PDF	
151086		\$4.00	Cover Cap 3	n/a			PDF	
151157		\$7.25	Ball Catch	151162			PDF	
151158		\$14.50	Double Ball Catch	FHCS M4-0.7 x 10mm**			Brass	PDF
162963		\$8.50	Magnetic Catch	161062			Nylon/steel	PDF
162912		\$4.50	Panel Holder	161066			Anodized aluminum	PDF
162917		\$5.75			PDF			
162977		\$8.50	Hanger	161059	Die-cast zinc	PDF		
151210		\$150.00	Cover And Reduction Profile	n/a	25	Thermoplastic elastomer	PDF	

*T-Slot Nut also required

** Recommended fastener not available from AutomationDirect.com

FATH® T-Slotted Rail Accessories


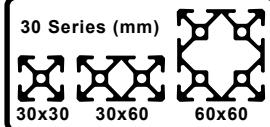




Panel and Door Elements - Continued

Panel and Door Elements Installation	
Bridge Handle and Cover Cap	 A sequence of five illustrations showing the installation of a bridge handle and cover cap. Step 1 shows the handle being inserted into the rail. Step 2 shows a screw being used to secure the handle. Step 3 shows the cover cap being placed over the handle. The final two steps show the handle fully installed and secured.
Comfort Handle and Cover Cap	 A sequence of five illustrations showing the installation of a comfort handle and cover cap. Step 1 shows the handle being inserted into the rail. Step 2 shows a screw being used to secure the handle. Step 3 shows the cover cap being placed over the handle. The final two steps show the handle fully installed and secured.
Cover and Reduction Profile	 A series of illustrations showing the installation of cover and reduction profiles. The first two images show a hand sliding a cover profile onto a rail. The next three images show a hand sliding a reduction profile onto a rail, with the final image showing the profile fully seated.
Magnetic Catch	 A series of illustrations showing the installation of a magnetic catch. Step 1 shows a hand holding the catch. Step 2 shows the catch being inserted into the rail. The following four images show the catch being secured to the rail and the door panel.
Hanger	 A series of illustrations showing the installation of a hanger. Step 1 shows a hand holding the hanger. Step 2 shows the hanger being inserted into the rail. The following images show the hanger being secured to the rail and the door panel.
Panel Holder	 A single illustration showing a hand installing a panel holder into the rail. A circled '2' indicates the second step in the process.

FATH® T-Slotted Rail Accessories

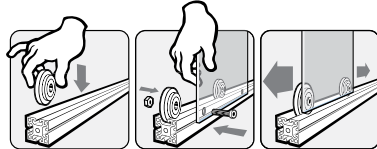
Slides and Rollers



30 Series Slides and Rollers							
Fits 							
Part Number	Part Image	Price	Description	Fits	Pack Quantity	Material	Drawing Link
148974		\$9.50	Roller	All 30 Series	1	Nylon	PDF
151211		\$4.50	Slider			Glass-filled nylon	PDF
151089		\$4.50	Snap Hook	Slider 151211		Zinc plated steel	PDF
162968		\$7.50	Profile Slider Center Slot	All 30 Series		Polyoxymethylene (POM)	PDF

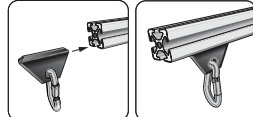
Slides and Rollers Installation

Roller

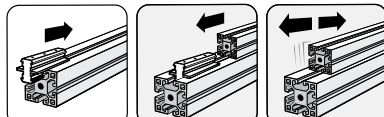


Bolt and nut not included and not available from AutomationDirect

Slider and Snap Hook



Profile Slider



FATH® T-Slotted Rail Accessories

Monitor Mounts




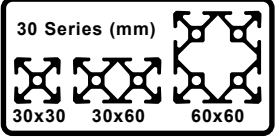



30 Series Monitor Mounts							
<ul style="list-style-type: none"> Fits monitors with VESA mounting standard Durable steel construction Powder coat finish Mounting hardware included for several mounting locations 		Fits Slot Size 8					
Part Number	Part Image	Price	Description	Load Rating kg [lb]	Pack Quantity	Installation Instructions Link	Drawing Link
162893		\$42.00	Swivel Monitor Mount	15 [33.1]	1	PDF	PDF
162894		\$50.00				PDF	PDF
162895		\$58.00				PDF	PDF

Monitor Mounts Adjustments		
<p>162893</p>	<p>162894</p>	<p>162895</p>

FATH® T-Slotted Rail Accessories

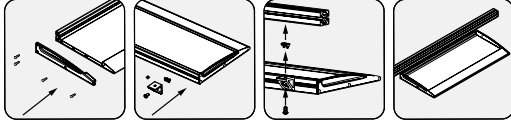
Workstation Components




30 Series Workstation Components							
		Fits  Slot Size 8					
Part Number	Part Image	Price	Description	Load Rating kg [lb]	Pack Quantity	Material	Drawing Link
162902		\$185.00	Keyboard Holder	n/a	1	Aluminum/nylon	PDF
162964		\$9.00	Grab Tray			Nylon	PDF
162965		\$2.00	Label Clip			PVC	PDF

Workstation Components Installation

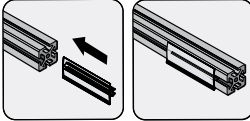
Keyboard Holder (mounting example)



Grab Tray



Label Clip



FATH® T-Slotted Rail Accessories

Wire Management



30 Series Wire Management							
		Fits Slot Size 8					
Part Number	Part Image	Price	Description	Pack Quantity	Recommended Screw Fastener *T-Slot Attachment 2 (ADC Part Number)	Material	Drawing Link
162982		\$7.50	Universal Cable Binder Block	10	161057	Nylon	PDF
162983		\$15.75	Cable Binder Block		n/a		PDF

*T-Slot Nut also required


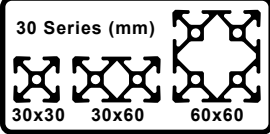




Wire Management Installation

Universal Cable Binder Block

FATH® T-Slotted Rail Accessories

Miscellaneous Accessories



30 Series Miscellaneous Accessories								
Fits 								
Part Number	Part Image	Price	Description	Fits Profile	Recommended Screw Fastener *T-Slot Attachment 2 (ADC Part Number)	Pack Quantity	Material	Drawing Link
151212		\$9.25	End Cap	30 x 30mm	n/a	10	Glass-filled nylon	PDF
151170		\$9.00	Stop Bumper	All 30 Series		BHCS M4-0.7 x 20mm (not sold by ADC)	1	Rubber/zinc-plated steel
162973		\$3.25	Sensor Mounting Block for 8mm diameter sensors		Nylon			PDF
162974		\$3.25	Sensor Mounting Block for 12mm diameter sensors					PDF

*T-Slot Nut also required