

SureFrame[®] Aluminum T-Slotted Rail


15 Series Fractional T-Slotted Aluminum Rail

SureFrame™ T-slotted aluminum rails are extruded exclusively for AutomationDirect, with features, quality, and performance you expect. SureFrame T-slotted rails are compatible with other popular brands.

- Cut to length in 0.001 inch increments
- Minimum cut length: 6"
- Maximum cut length: 90"
- Cut accuracy: +/- 0.006"
- Corrosion and UV resistant



Properties	
Material	Aluminum 6063-T6
Finish	Clear or Black Anodize
Hardness	Webster Model B 11-12
Straightness	0.0125 inch/ft [1.042 mm/m]
Twist	0.25°/ft [0.25°/305mm]



15 Series (inch)								
Slot Size 8 Core Hole Ø 0.27"					Drop Lock T-Slot Drop Lock feature improves connection strength and vibration resistance			
Part Number	Part Image	Price per inch	Profile Size	Weight Class	Weight lbs/ft [kg/m]	Moment of Inertia Lx	Moment of Inertia Ly	Drawing Link
1515C		\$0.56	1.5 x 1.5in	Standard	1.404 [2.089]	0.261 in ⁴ [10.816 cm ⁴]	0.261 in ⁴ [10.816 cm ⁴]	PDF
1515B		\$0.91						PDF
1515CL		\$0.45		Light	1.093 [1.627]	0.186 in ⁴ [7.738 cm ⁴]	0.186 in ⁴ [7.738 cm ⁴]	PDF
1515BL		\$0.76						PDF
1515CUL		\$0.42		Ultra-light	1.029 [1.531]	0.174 in ⁴ [7.238 cm ⁴]	0.174 in ⁴ [7.238 cm ⁴]	PDF

Extruded T-slotted rails have a thru Core Hole feature that can be used to attach various components to the end of the profile using:

- Self-tapping / thread-forming screws (no tapping needed)
- A tap to thread the core hole for a threaded fastener



Please Note: Prices on aluminum are closely tied to the market price. This allows us to offer the best savings possible if conditions are favorable; however, it also means that our prices may increase if market conditions warrant.

SureFrame[®] Aluminum T-Slotted Rail


15 Series Fractional T-Slotted Aluminum Rail

SureFrame™ T-slotted aluminum rails are extruded exclusively for AutomationDirect, with features, quality, and performance you expect. SureFrame T-slotted rails are compatible with other popular brands.

- Cut to length in 0.001 inch increments
- Minimum cut length: 6"
- Maximum cut length: 90"
- Cut accuracy: +/- 0.006"
- Corrosion and UV resistant



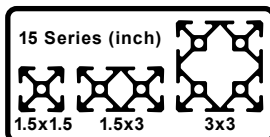
Properties	
Material	Aluminum 6063-T6
Finish	Clear or Black Anodize
Hardness	Webster Model B 11-12
Straightness	0.0125 inch/ft [1.042 mm/m]
Twist	0.25°/ft [0.25°/305mm]



15 Series (inch) - Continued



Core Hole Ø 0.27"



T-Slot Drop Lock feature improves connection strength and vibration resistance

Part Number	Part Image	Price per inch	Profile Size	Weight Class	Weight lbs/ft [kg/m]	Moment of Inertia Lx	Moment of Inertia Ly	Drawing Link
1530C		\$1.01	1.5 x 3in	Standard	2.526 [3.759]	0.572 in ⁴ [23.795 cm ⁴]	2.139 in ⁴ [88.982 cm ⁴]	PDF
1530B		\$1.53						PDF
1530CL		\$0.86		Light	2.093 [3.115]	0.408 in ⁴ [16.973 cm ⁴]	1.431 in ⁴ [59.529 cm ⁴]	PDF
1530BL		\$1.32						PDF
3030C		\$1.62	3 x 3in	Standard	4.058 [6.039]	3.379 in ⁴ [140.566 cm ⁴]	3.379 in ⁴ [140.566 cm ⁴]	PDF
3030B		\$2.30						PDF

Extruded T-slotted rails have a thru Core Hole feature that can be used to attach various components to the end of the profile using:

- Self-tapping / thread-forming screws (no tapping needed)
- A tap to thread the core hole for a threaded fastener

Please Note: Prices on aluminum are closely tied to the market price. This allows us to offer the best savings possible if conditions are favorable; however, it also means that our prices may increase if market conditions warrant.





Aluminum T-Slotted Rail

Deflection Calculations

Using the calculations below, find your approximate deflection* for a specific extrusion. See table below for variations.

As always when calculating, use diligence and work only in either imperial or metric units at one time.

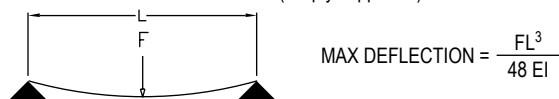
- "E" = Modulus of Elasticity
- "F" = Force
- "I" = Moment of Inertia
- "L" = Length
- "W" = Weight

Aluminum 6063-T6 Properties	
Yield Strength	29,007 psi [200 MPa]
Tensile Strength	33,359 psi [230 MPa]
Modulus of Elasticity	10,000,000 psi [68.9 GPa]


**for reference only*

Supported Loads

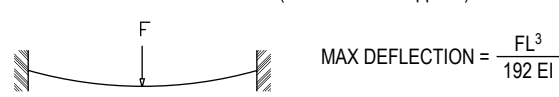
CONCENTRATED LOAD AT CENTER (simply supported)



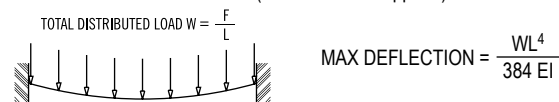
UNIFORMLY DISTRIBUTED LOAD (simply supported)



CONCENTRATED LOAD AT CENTER (between fixed supports)

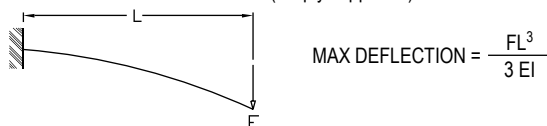


UNIFORMLY DISTRIBUTED LOAD (between fixed supports)

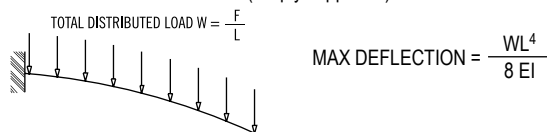


Cantilever Loads

CONCENTRATED LOAD AT CENTER (simply supported)



UNIFORMLY DISTRIBUTED LOAD (simply supported)



FATH® T-Slotted Rail Accessories

T-Slot Nuts

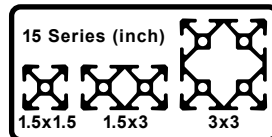
- Designed to fit into the T-slot cavity of extruded aluminum rails.
- Hammer nuts provide safe electrostatic discharging (ESD) connection.
- No machining required.
- Material: zinc plated steel



T-Slot Nuts Selection				
Part Image	Nut Type	Installation	Holds Position Without Screw	ESD Connection
	Double Economy T-Nut			No
	Economy T-Nut			
	Hammer Nut		No	Yes
	Slide-In Nut			
	Roll-In Nut with Leaf Spring		Yes	No
	Roll-In Nut with Spring Loaded Ball			

15 Series T-Slot Nuts

Fits Slot Size



Part Number	Part Image	Price	Nut Type	Thread Size	Pack Quantity	Drawing Link
161115		\$17.50	Roll-In Nut	8-32 UNF	10	PDF
161125		\$9.50	Hammer Nut			PDF
161114		\$17.50	Roll-In Nut	10-32 UNF		PDF
162996		\$17.50				PDF
162903		\$9.00	Slide-In Nut	PDF		
161126		\$8.25	Hammer Nut	PDF		


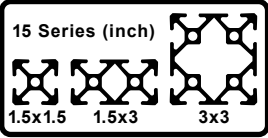










FATH® T-Slotted Rail Accessories

T-Slot Nuts - Continued

15 Series T-Slot Nuts - Continued						
		Fits  Slot Size 8				
Part Number	Part Image	Price	Nut Type	Thread Size	Pack Quantity	Drawing Link
162904		\$9.00	Slide-In Nut	1/4-20 UNC	10	PDF
151097		\$9.50	Hammer Nut			PDF
162997		\$17.50	Roll-In Nut			PDF
161123		\$5.50	Economy T-Nut	1/4-20 UNC	10	PDF
151098		\$20.00	Roll-In Nut			PDF
151096		\$6.50	Economy T-Nut	5/16-18 UNC	4	PDF
148805		\$5.50	Double Economy T-Nut			PDF
162905		\$9.00	Slide-In Nut			PDF
151099		\$20.00	Roll-In Nut	M4-0.7	10	PDF
162998		\$17.50	Roll-In Nut			PDF
161129		\$8.00	Hammer Nut			PDF
161119		\$16.75	Roll-In Nut	M4-0.7	PDF	
162999		\$17.50			PDF	

FATH® T-Slotted Rail Accessories

T-Slot Nuts - Continued

15 Series T-Slot Nuts - Continued						
		Fits 				
Part Number	Part Image	Price	Nut Type	Thread Size	Pack Quantity	Drawing Link
<u>161130</u>		\$8.00	Hammer Nut	M5-0.8	10	<u>PDF</u>
<u>161120</u>		\$16.75	Roll-In Nut			<u>PDF</u>
<u>163000</u>		\$17.50				<u>PDF</u>
<u>151214</u>		\$9.00	Hammer Nut	M6-1.0		<u>PDF</u>
<u>162884</u>		\$9.75	Slide-In Nut			<u>PDF</u>
<u>151215</u>		\$19.00	Roll-In Nut			<u>PDF</u>
<u>163001</u>		\$17.50		<u>PDF</u>		
<u>162885</u>		\$9.75	Slide-In Nut	M8-1.25		<u>PDF</u>
<u>151216</u>		\$19.00	Roll-In Nut			<u>PDF</u>
<u>163002</u>		\$17.50			<u>PDF</u>	

FATH® T-Slotted Rail Accessories

Fasteners


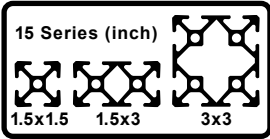










- Choose from 4 Head types in numerous lengths
- Hex socket head
- Select desired T-Slot nut style with corresponding thread size.
- Material: Black zinc plated or bright zinc plated steel, prevents corrosion better than typical black oxide coatings



15 Series Fasteners									
		Fits 							
Part Number	Part Image	Price	Thread	Screw Length	Head Type	Color	Pack Quantity	Drawing Link	
162994		\$8.00	#8-32 UNF	3/8 in	Button head socket cap screw	Flat black	10	PDF	
161073		\$7.75		1/2 in	Flat head socket cap screw			PDF	
162993		\$7.50	#10-32 UNF	3/8 in	Button head socket cap screw			PDF	
162995		\$7.75		1/2 in	Socket head cap screw			PDF	
161046		\$4.75			5/8 in			Button head socket cap screw	PDF
161047		\$5.00		3/4 in	PDF				
161048		\$5.75		1/4-20 UNC	1/2 in			Flat head socket cap screw	PDF
151040		\$4.25						Button head socket cap screw	PDF
151041		\$5.25	9/16 in		Flanged button head socket cap screw			Gloss black	PDF
161049		\$4.50	5/8 in		Button head socket cap screw			Flat black	PDF
161075		\$6.25		Flat head socket cap screw	PDF				
161050		\$4.75		Button head socket cap screw	PDF				
161087		\$4.00		Socket head cap screw	PDF				


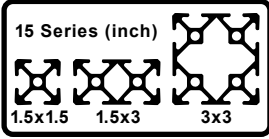















FATH® T-Slotted Rail Accessories

Fasteners - Continued

15 Series Fasteners - Continued								
		Fits 						
Part Number	Part Image	Price	Thread	Screw Length	Head Type	Color	Pack Quantity	Drawing Link
161051		\$4.75	1/4-20 UNC	3/4 in	Button head socket cap screw	Flat black	10	PDF
161052		\$5.25		1 in				PDF
151100		\$5.25	5/16-18 UNC	5/8 in	Button head socket cap screw			PDF
151101		\$6.00		11/16 in	Flanged button head socket cap screw	Gloss black		PDF
161053		\$5.75		1/2 in	Button head socket cap screw	Flat black		PDF
161054		\$6.50		3/4 in				PDF
161055		\$7.50		1 in				PDF
161088		\$2.25	M4-0.7	8mm	Socket head cap screw	Bright zinc		PDF
161089		\$2.50		10mm				PDF
161056		\$1.00		12mm	Flat head socket cap screw			PDF
161076		\$1.50					PDF	
161057		\$1.25					M5-0.8	10mm
161090		\$2.50		Socket head cap screw	PDF			
161077		\$1.75	12mm	Flat head socket cap screw	PDF			
161091		\$2.50		Socket head cap screw	PDF			


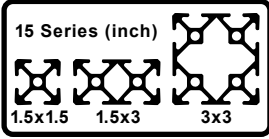















FATH® T-Slotted Rail Accessories

Fasteners - Continued

15 Series Fasteners - Continued								
		Fits 						
Part Number	Part Image	Price	Thread	Screw Length	Head Type	Color	Pack Quantity	Drawing Link
161058		\$1.75	M5-0.8	12mm	Button head socket cap screw	Bright zinc	10	PDF
161092		\$2.50	M6-1.0	10mm	Socket head cap screw			PDF
161078		\$2.25		12mm	Flat head socket cap screw			PDF
161059		\$2.00		12mm	Button head socket cap screw			PDF
161093		\$2.75		14mm	Socket head cap screw			PDF
161079		\$2.50		14mm	Flat head socket cap screw			PDF
161060		\$2.25		14mm	Button head socket cap screw			PDF
161094		\$2.75		16mm	Socket head cap screw			PDF
161080		\$2.50		16mm	Flat head socket cap screw			PDF
161061		\$2.50		16mm	Button head socket cap screw			PDF
161095		\$2.75		18mm	Socket head cap screw			PDF
161062		\$2.75		18mm	Button head socket cap screw			PDF
161096		\$3.00		20mm	Socket head cap screw			PDF
161081		\$2.50		20mm	Flat head socket cap screw			PDF
161063		\$2.75		20mm	Button head socket cap screw			PDF


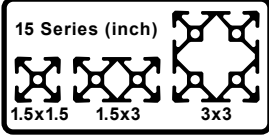







FATH® T-Slotted Rail Accessories


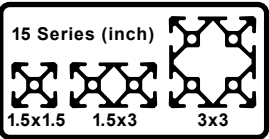



Fasteners - Continued


15 Series Fasteners - Continued									
		Fits 							
Part Number	Part Image	Price	Thread	Screw Length	Head Type	Color	Pack Quantity	Drawing Link	
161097		\$3.25	M6-1.0	20mm	Socket head cap screw	Bright zinc	10	PDF	
161064		\$3.25		25mm	Button head socket cap screw			PDF	
161082		\$4.75	M8-1.25	12mm	Flat head socket cap screw			PDF	
161065		\$4.25			Button head socket cap screw			PDF	
161098		\$4.75			Socket head cap screw			PDF	
161066		\$4.50	M8-1.25	14mm	Button head socket cap screw			PDF	
161083		\$5.00			Flat head socket cap screw			PDF	
161099		\$5.00			Socket head cap screw			PDF	
161084		\$5.50	M8-1.25	16mm	Flat head socket cap screw			Gloss black	PDF
161100		\$5.50			Socket head cap screw				PDF
161067		\$4.50			Button head socket cap screw	PDF			
151183		\$4.75	M8-1.25	16mm	Flanged button head socket cap screw	Gloss black	PDF		
151184		\$5.50			Flanged button head socket cap screw		PDF		
161085		\$5.50	M8-1.25	18mm	Flat head socket cap screw	Bright zinc	PDF		
161068		\$5.00			Button head socket cap screw		PDF		

FATH® T-Slotted Rail Accessories

Fasteners - Continued

15 Series Fasteners - Continued								
		Fits 						
Part Number	Part Image	Price	Thread	Screw Length	Head Type	Color	Pack Quantity	Drawing Link
161101		\$5.50	M8-1.25	18mm	Socket head cap screw	Bright zinc	10	PDF
151241		\$4.50		20mm	Button head socket cap screw			PDF
161102		\$5.75		25mm	Socket head cap screw			PDF
161086		\$7.00		40mm	Flat head socket cap screw			PDF
161069		\$5.25		1in	Hammer head screw and flange nut			PDF
161070		\$8.00						PDF
118284		\$2.50	5/16-18 UNC				1	PDF

15 Series Self Forming / Tapping Screws								
		Fits 					Works with Aluminum with hole diameter 0.256" - 0.276" [6.6 - 7.0 mm]	
Part Number	Part Image	Price	Thread	Screw Length	Head Type	Color	Pack Quantity	Drawing Link
161105		\$17.00	S7	25mm	Self-Tapping Screw Button head socket cap	Bright zinc	10	PDF
161106		\$9.25			Self-Tapping Screw Flanged button head socket cap T-40 Torx			PDF
161107		\$17.00		40mm	Self-Tapping Screw Button head socket cap			PDF



FATH® T-Slotted Rail Accessories

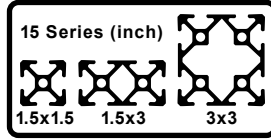
Connecting Components

- Connects two or three T-slot rails together.
- Recommended ADC Fastener based on part feature, slot depth and core hole.
- Material: varies by part



15 Series Connecting Components

Fits Slot Size 8


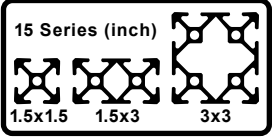








Part Number	Part Image	Price	Description	Fits Profile	Material	Recommended Screw Fastener (ADC Part Number)		Pack Quantity	Drawing Link
						Core Hole Attachment 1	*T-Slot Attachment 2		
148954		\$10.00	2d Cube Connector	1.5 x 1.5in	Die-cast aluminum	161105	151100	1	PDF
166302		\$12.00							PDF
148957		\$11.50	3d Cube Connector	1.5 x 1.5in	Die-cast aluminum	161105	151100	1	PDF
166303		\$13.00							PDF
151107		\$6.75	Angle Connector	1.5 x 3in	Die-cast aluminum	161105	161054	1	PDF
166304		\$8.00							PDF
151108		\$10.50							PDF
166305		\$12.00							PDF
151102		\$23.50	Duo Connector	All 15 Series	Steel	n/a	n/a	10	PDF
151103		\$96.00	T-Matic Connector		Zinc plated steel				PDF
151104		\$59.00	Automatic Connector		Steel				1

*T-Slot Nut also required.

FATH® T-Slotted Rail Accessories

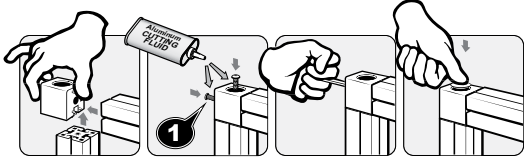
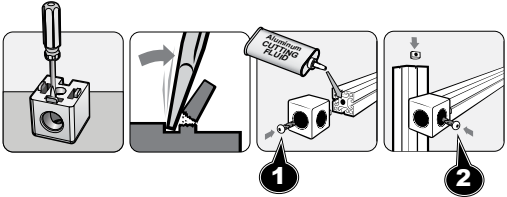
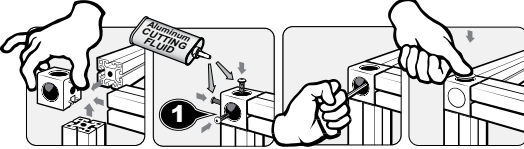
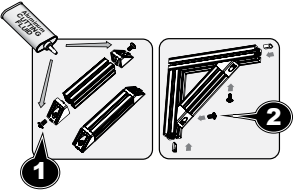

Connecting Components - Continued

15 Series Connecting Components - Continued										
		Fits 								
Part Number	Part Image	Price	Description	Fits Profile	Material	Recommended Screw Fastener (ADC Part Number)		Pack Quantity	Drawing Link	
						Core Hole Attachment 1	*T-Slot Attachment 2			
<u>151105</u>		\$9.50	Automatic Butt Connector	All 15 Series	Steel	n/a	n/a	1	<u>PDF</u>	
<u>151106</u>		\$8.50	Milling Connector		Zinc plated steel				n/a	<u>PDF</u>
<u>151109</u>		\$15.50	Connecting Strip		Zinc plated steel				n/a	<u>PDF</u>
<u>162891</u>		\$13.00	Direct Connector		Steel				Fasteners included	<u>PDF</u>
<u>162961</u>		\$11.50	Miter Connector		Steel				M8-1.25 x 8mm set screw (4) included	<u>PDF</u>
<u>163009</u>		\$13.25	Screw Connector	1.5 x 1.5in	Zinc plated steel	Designer's choice	10	<u>PDF</u>		

*T-Slot Nut also required

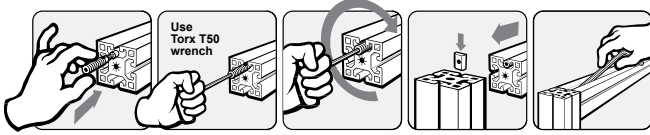
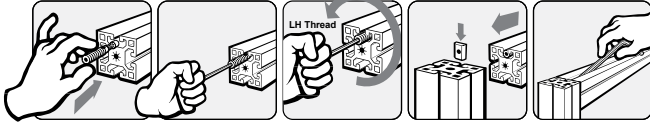
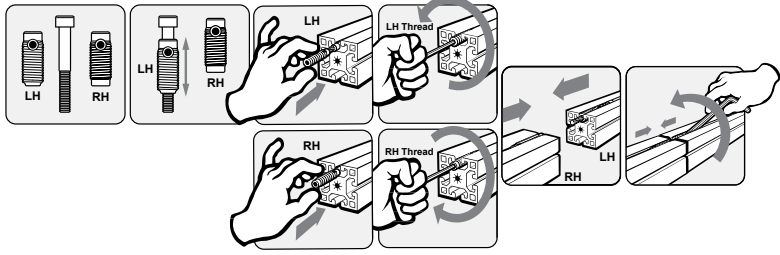
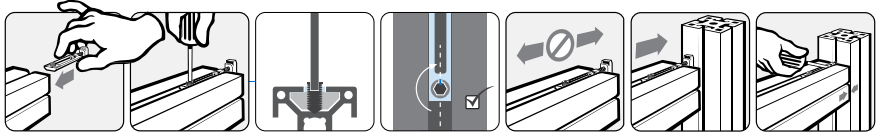
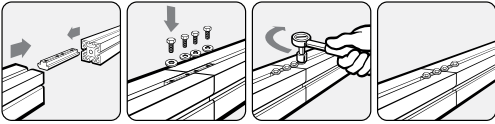
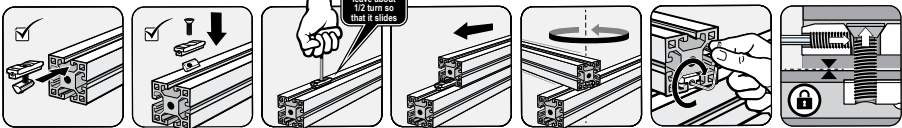
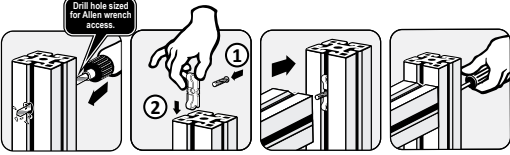
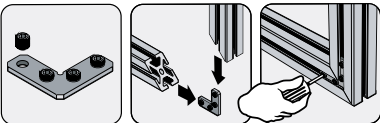
FATH® T-Slotted Rail Accessories

Connecting Components - Continued

Connecting Components Installation	
Core Hole Installation	T-Slot Installation
<p>2D Cube Connector</p> 	
<p>3D Cube Connector</p> 	<p>n/a</p>
<p>Angle Connector</p> 	
<p>Duo Connector</p> <p>n/a</p>	

FATH® T-Slotted Rail Accessories

Connecting Components - Continued

Connecting Components Installation	
T-Slot Installation	
T-matic Connector	
Automatic Connector	
Automatic Butt Connector	
Milling Connector	
Connecting Strip	
Direct Connector	
Screw Connector	
Miter Connector	

FATH® T-Slotted Rail Accessories

Joining Plates

- Connects two or more T-slot rails together.
- Recommended ADC Fastener based on part feature and slot depth.
- Material: Anodized aluminum



15 Series Joining Plates								
Fits 								
Part Number	Part Image	Price	Description	Recommended Screw Fastener *T-Slot Attachment (ADC Part Number)	Pack Quantity	Drawing Link		
151110		\$5.25	Straight Flat Plate	151100 or 151101	1	PDF		
166306		\$6.00				PDF		
151111		\$4.75				PDF		
166307		\$6.00				PDF		
151112		\$6.25				PDF		
166308		\$7.00				PDF		
151113		\$6.00	Square Flat Plate					PDF
166309		\$7.00						PDF
151114		\$8.50	Rectangular Flat Plate					PDF
166310		\$10.00				PDF		
151115		\$11.00				PDF		
166311		\$12.00				PDF		
151116		\$8.50	Flat Plate					PDF
166312		\$10.00				PDF		

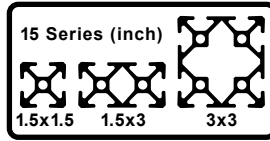
*T-Slot Nut also required















FATH® T-Slotted Rail Accessories

Joining Plates - Continued

15 Series Joining Plates - Cont'd

Fits  Slot Size 8



Part Number	Part Image	Price	Description	Recommended Screw Fastener *T-Slot Attachment (ADC Part Number)	Pack Quantity	Drawing Link	
151117		\$12.00	Flat Plate	151100 or 151101	1	PDF	
166313		\$14.00				PDF	
151118		\$9.25	T-Shaped Flat Plate			PDF	
166314		\$11.00				PDF	
151119		\$12.00				PDF	
166315		\$14.00				PDF	
151120		\$18.50				Cross Flat Plate	PDF
166316		\$22.00					PDF
151121		\$18.50	Cross Flat Plate			PDF	
166317		\$22.00				PDF	
151122		\$13.50	L-Shaped Flat Plate			PDF	
166318		\$16.00				PDF	
151123		\$14.50	T-Shaped Flat Plate			PDF	
166319		\$17.00				PDF	

*T-Slot Nut also required

FATH® T-Slotted Rail Accessories

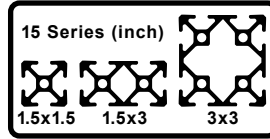
Brackets

- Connects two T-slot rails together at a 90° angle
- Recommended ADC Fastener based on part feature and slot depth
- Material: varies by part



15 Series Brackets

Fits Slot Size 8


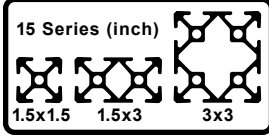














Part Number	Part Image	Price	Description	Recommended Screw Fastener (ADC Part Number)		Pack Quantity	Material	Drawing Link		
				Core Hole Attachment 1	*T-Slot Attachment 2					
148916		\$4.00	Angle Bracket	n/a	n/a	1	Die-cast aluminum	PDF		
166321		\$4.00						151100	PDF	
151125		\$7.75						161054	PDF	
166322		\$9.00							PDF	
151126		\$11.50						151101	Die-cast zinc	PDF
166323		\$13.00								PDF
151124		\$3.75	Inside Corner Bracket	n/a	n/a	1	Anodized aluminum	PDF		
166320		\$4.00						PDF		
151127		\$6.50	Wide Inside Corner Bracket	n/a	n/a	1	Anodized aluminum	PDF		
166324		\$8.00						151100 or 151101	PDF	
151128		\$6.00	Tall Inside Corner Bracket	n/a	n/a	1	Anodized aluminum	PDF		
166325		\$7.00						PDF		
148906		\$9.00	Inside Corner Bracket	n/a	n/a	1	Anodized aluminum	PDF		
166326		\$11.00						PDF		

*T-Slot Nut also required.

FATH® T-Slotted Rail Accessories


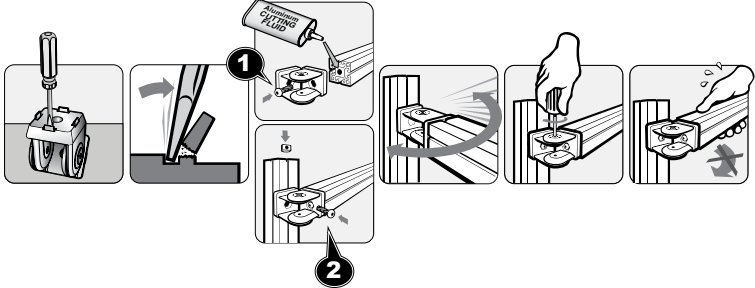
Brackets - Continued

15 Series Brackets - Continued								
		Slot Size Fits 						
Part Number	Part Image	Price	Description	Recommended Screw Fastener (ADC Part Number)		Pack Quantity	Material	Drawing Link
				Core Hole Attachment 1	*T-Slot Attachment 2			
151129		\$3.75	Gusseted Inside Corner Bracket					PDF
166327		\$4.00						PDF
151130		\$7.75	Tall Gusseted Inside Corner Bracket					PDF
166328		\$9.00						PDF
148910		\$6.75	Wide Gusseted Inside Corner Bracket	n/a	151100 or 151101		Anodized aluminum	PDF
166329		\$8.00						PDF
151131		\$13.00	Gusseted Inside Corner Bracket			1		PDF
166330		\$16.00						PDF
151132		\$29.50	Pivot Joint					PDF
166331		\$35.00						PDF
148933		\$39.50	Pivot Joint With Locking Handle	161055	151100		Die-cast zinc	PDF
166332		\$45.00						PDF

*T-Slot Nut also required.

FATH[®] T-Slotted Rail Accessories

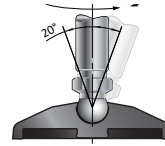
Brackets - Continued

Brackets Installation	
Core Hole Installation	T-Slot Installation
Pivot Joint	
	

FATH® T-Slotted Rail Accessories

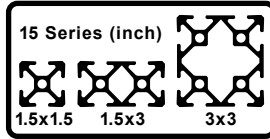
Bases

- Recommended ADC Fastener based on part feature and core hole
- Material: varies by part



15 Series Bases

Fits Slot Size 8



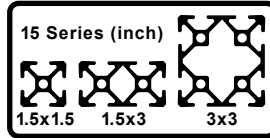
Part Number	Part Image	Price	Diameter	Description	Fits	Load Rating kg [lb]	Recommended Screw Fastener (ADC Part Number)		Pack Quantity	Material	Drawing Link
							Core Hole Attachment 1	*T-Slot Attachment 2			
118357		\$17.00	n/a	3/8-16 UNC Transport/Base Plate	1.5 x 3in	n/a	161105 (2) included with kit	n/a	1	Die-cast zinc	PDF
161043		\$28.00			3 x 3in						161105 (4) included with kit
151075		\$4.50		3/8-16 UNC x 1-1/2in Swivel Foot Threaded Rod with 15mm ball	Transport/Base Plate 118357 and 161043	470 [1036]**	n/a	n/a		Zinc plated steel	PDF
151068		\$4.00	1.57 in [39.0 mm]	Swivel Base With Anti-Slip Plate	Any 15mm ball Threaded Rod	900 [1984]			Nylon	PDF	
151071		\$9.50				3000 [6614]			Die-cast zinc	PDF	
151072		\$17.00	3.11 in [79.0 mm]			PDF					
151073		\$17.00				PDF					
151069		\$6.00				900 [1984]			Nylon	PDF	
151070		\$6.00								PDF	
151255		\$10.00								3.90 in [99.0 mm]	PDF
151256		\$10.00									PDF
151257		\$24.00	3500 [7716]			Die-cast zinc			PDF		
151258		\$24.00							PDF		

*T-Slot Nut also required
 **Based on installation with Transport / Base Plate
 Load rating of a swivel foot assembly is based on the part with the lowest load rating, typically the threaded rod.
 Example:
 Threaded rod load rating = 210kg [463lb]
 Swivel base load rating = 3000kg [6614lb]
 Swivel foot assembly load rating = 210kg [463lb]

FATH® T-Slotted Rail Accessories

Bases - Continued

15 Series Bases - continued



Part Number	Part Image	Price	Diameter	Description	Fits	Load Rating kg [lb]	Recommended Screw Fastener (ADC Part Number)		Pack Quantity	Material	Drawing Link				
							Core Hole Attachment 1	*T-Slot Attachment 2							
162933		\$12.50	See 2D drawing	Extended Swivel Base	Any 15mm ball Threaded Rod	1000 [2204]	n/a	n/a	1	Nylon	PDF				
162934		\$27.00				3000 [6613]				Die-cast zinc	PDF				
166333		\$30.00	n/a	Foot Console	1.5 x 1.5 in, 3 x 3in	n/a	n/a	161054	1	Die-cast aluminum	PDF				
166334		\$30.00									PDF				
166335		\$30.00									PDF				
166336		\$30.00									PDF				
162957		\$11.50									Floor Bracket	1.5 x 1.5 in, 1.5 x 3in, 3 x 3in	151100	Anodized aluminum	PDF

*T-Slot Nut also required

**Based on installation with Transport / Base Plate

Load rating of a swivel foot assembly is based on the part with the lowest load rating, typically the threaded rod.

Example:

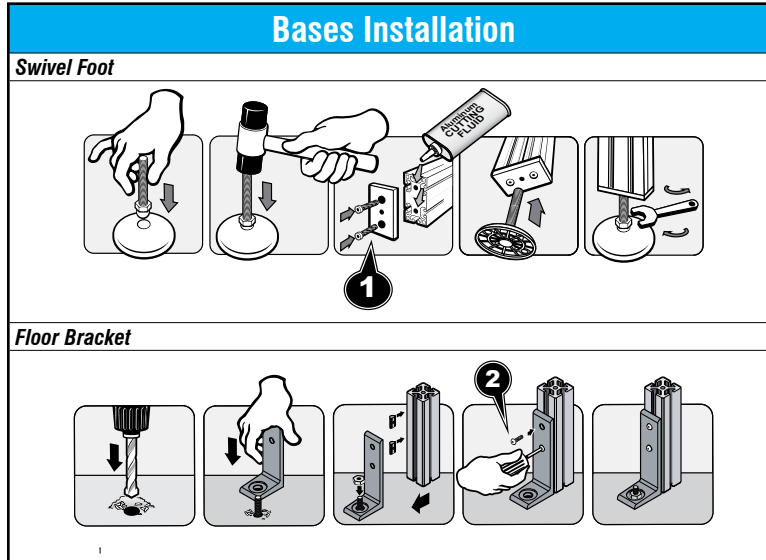
Threaded rod load rating = 210kg [463lb]

Swivel base load rating = 3000kg [6614lb]

Swivel foot assembly load rating = 210kg [463lb]

FATH[®] T-Slotted Rail Accessories


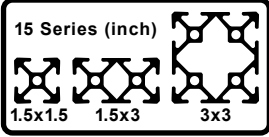










Bases - Continued



FATH® T-Slotted Rail Accessories

Casters




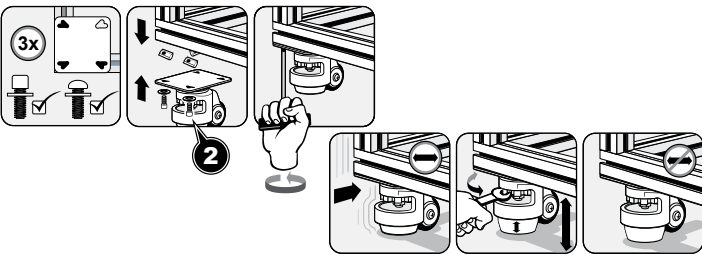
- Recommended ADC Fastener based on part feature and attachment type
- Material: varies by part

15 Series Casters											
		Fits 									
Part Number	Part Image	Price	Description	Requires	Load Rating kg [lb]	Recommended Screw Fastener (ADC Part Number)		Pack Quantity	Material	Drawing Link	
						Core Hole Attachment 1	*T-Slot Attachment 2				
151134		\$47.00	Swivel Caster (requires Swivel Caster Adapter Plate 151136)	n/a	122 [269]	161107	n/a	1	Thermoplastic polyurethane/ nylon/steel	PDF	
151135		\$40.50	Fixed Caster (requires Fixed Fixed Caster Adapter Plate 161040)			161106				PDF	
151136		\$4.50	3 Swivel Caster Adapter Plate	Requires Swivel Caster 151134)	n/a					Steel	PDF
161040		\$3.25	3 Fixed Fixed Caster Adapter Plate	Requires Fixed Caster 151135				Die-cast zinc	PDF		
151137		\$62.00	Swivel Caster	n/a	122 [269]	n/a	161053	1	Thermoplastic polyurethane/ nylon/steel	PDF	
151138		\$49.00	Fixed Caster				PDF				
163010		\$40.00	Leveling Caster	Transport / Base Plate with M12-1.75 threaded hole	250 [551]		n/a				
163011		\$52.00			500 [1102]	PDF					
163012		\$41.00			n/a	250 [551]	151040				PDF
163013		\$56.00				500 [1102]					PDF

*T-Slot Nut also required

FATH® T-Slotted Rail Accessories

Casters - Continued


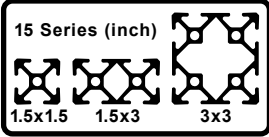







Caster Installation	
Swivel Caster	
Fixed Caster	
Leveling Caster with bolt hole thread	
Leveling Caster with mounting plate	

FATH® T-Slotted Rail Accessories

Hinges

- Recommended ADC Fastener based on part feature and slot depth
- Material: varies by part



15 Series Hinges							
Fits		Slot Size 					
Part Number	Part Image	Price	Description	Recommended Screw Fastener *T-Slot Attachment (ADC Part Number)	Pack Quantity	Material	Drawing Link
151139		\$7.25	Left-Hand Detachable Combination Hinge	161075	1	Fiberglass reinforced plastic	PDF
151140		\$7.25	Right-Hand Detachable Combination Hinge				PDF
151141		\$7.25	Non-Detachable Combination Hinge				PDF
151142		\$12.50	Non-Detachable Combination Hinge With Locking Lever			PDF	
151143		\$18.00	Left-Hand Detachable Combination Hinge			Die-cast aluminum	PDF
151144		\$18.00	Right-Hand Detachable Combination Hinge				PDF
151145		\$18.00	Non-Detachable Combination Hinge				PDF

*T-Slot Nut also required

FATH® T-Slotted Rail Accessories

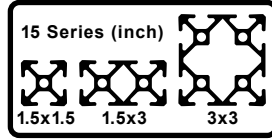
Panel and Door Elements

- Recommended ADC Fastener based on part feature and slot depth
- Material: varies by part



15 Series Panel and Door Elements

Fits Slot Size 8


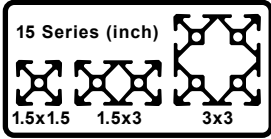













Part Number	Part Image	Price	Description	Recommended Screw Fastener *T-Slot Attachment 2 (ADC Part Number)	Pack Quantity	Material	Drawing Link	
151146		\$6.00	Bridge Handle	161048	1	Fiberglass reinforced plastic	PDF	
151147		\$6.00		151100			PDF	
151148		\$6.25	Cover Cap 3	n/a			PDF	
151149		\$6.50	Comfort Handle	161054			PDF	
151150		\$2.25	Cover Cap 3	n/a			PDF	
151151		\$12.50	Comfort Handle	161054			PDF	
151152		\$3.00	Cover Cap 3	n/a			PDF	
151153		\$33.50	Machine Handle	151100			PDF	
151154		\$47.00	Compact Slam Latch	161050			Die-cast aluminum	PDF
151155		\$58.00	Compact Sliding Door Latch					PDF
151156		\$37.00	Emergency Opener	161087	Fiberglass reinforced plastic	PDF		
151157		\$7.25	Ball Catch	161051		PDF		

*T-Slot Nut also required

FATH® T-Slotted Rail Accessories


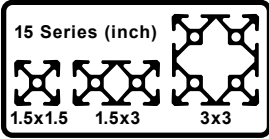





Panel and Door Elements - Continued

15 Series Panel and Door Elements - Continued							
Fits 							
Part Number	Part Image	Price	Description	Recommended Screw Fastener *T-Slot Attachment  (ADC Part Number)	Pack Quantity	Material	Drawing Link
151158		\$14.50	Double Ball Catch	161076	1	Brass	PDF
151159		\$23.00	Door Latch	161087		Die-cast zinc	PDF
162963		\$8.50	Magnetic Catch	161048		Nylon/steel	PDF
162911		\$5.00	Panel Holder	151100		Anodized aluminum	PDF
162916		\$6.00					PDF
162922		\$5.75	Panel Mount Block	Fasteners included		Lacquered aluminum	PDF
162923		\$5.75				Powder-coated aluminum	PDF
162977		\$8.50	Hanger	161050		Die-cast zinc	PDF
162978		\$3.00	Panel Uni-Block	n/a		Nylon	PDF
162979		\$3.00			PDF		

*T-Slot Nut also required

FATH® T-Slotted Rail Accessories


Panel and Door Elements - Continued

15 Series Panel and Door Elements - Continued							
Fits 							
Part Number	Part Image	Price	Description	Recommended Screw Fastener *T-Slot Attachment (ADC Part Number)	Pack Quantity	Material	Drawing Link
151160		\$56.00	Sealing Strip	n/a	2	PVC/TPE	PDF
151163		\$25.00	Cover Profile		1	Nitrile rubber	PDF
162928		\$500.00	Sealing Profile			Nitrile rubber	PDF
151165		\$87.00	Cover Profile		25	Polypropylene	PDF
151164		\$110.00	Cover And Reduction Profile				PDF


*T-Slot Nut also required

Panel and Door Elements Installation

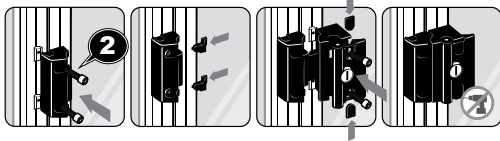
Bridge Handle and Cover Cap




Comfort Handle and Cover Cap



Slam Latch



Sliding Door Latch

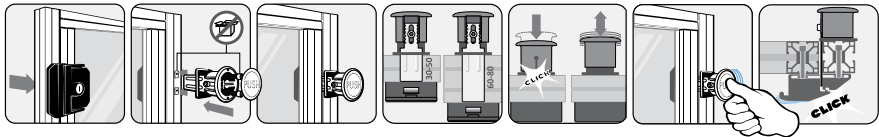


FATH® T-Slotted Rail Accessories

Panel and Door Elements - Continued

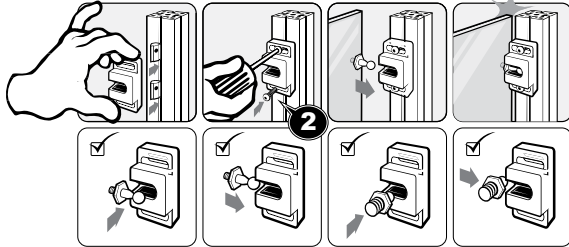
Panel and Door Elements Installation - Continued

Emergency Opener



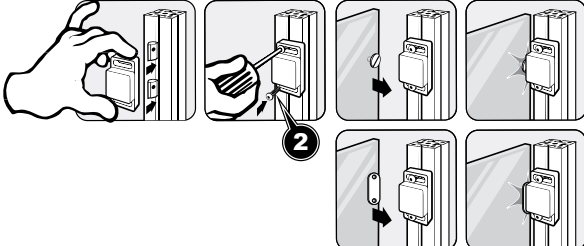
The Emergency Opener section contains seven diagrams. The first three show a hand sliding a black emergency opener onto a door handle. The next two show the internal mechanism of the opener with arrows indicating the direction of movement and the word 'CLICK'. The final diagram shows a hand turning a key to operate the opener, with the word 'CLICK' written below.

Ball Catch



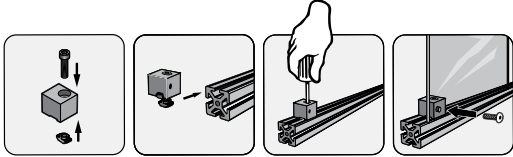
The Ball Catch section contains eight diagrams. The first shows a hand inserting a ball catch into a slot on a panel. The second shows a hand turning a screw to secure it, with a circled '2' indicating the second step. The remaining six diagrams show the ball catch being pushed into the slot and secured from both sides.

Magnetic Catch



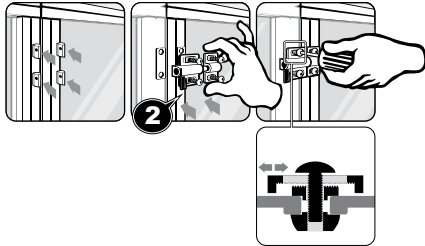
The Magnetic Catch section contains six diagrams. The first shows a hand inserting a magnetic catch into a slot. The second shows a hand turning a screw to secure it, with a circled '2' indicating the second step. The remaining four diagrams show the magnetic catch being pushed into the slot and secured from both sides.

Panel Mount Block



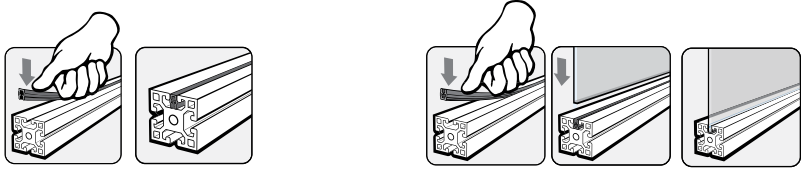
The Panel Mount Block section contains four diagrams. The first shows a hand inserting a block into a slot. The second shows a hand turning a screw to secure it. The third and fourth diagrams show the block being pushed into the slot and secured from both sides.

Door Latch



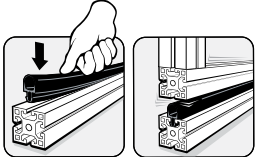
The Door Latch section contains three diagrams. The first shows a hand inserting a latch into a slot. The second shows a hand turning a screw to secure it, with a circled '2' indicating the second step. The third diagram shows a hand turning a key to operate the latch. Below these is a cross-sectional diagram of the latch mechanism.

Cover and Reduction Profile



The Cover and Reduction Profile section contains five diagrams. The first shows a hand sliding a cover onto a rail. The second shows a hand sliding a reduction profile onto a rail. The third and fourth diagrams show the cover and reduction profile being pushed onto the rail. The fifth diagram shows the cover and reduction profile fully installed on the rail.

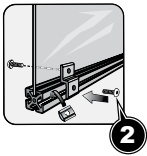
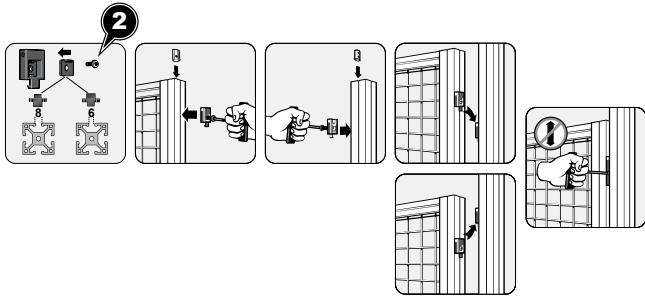
Sealing Profile



The Sealing Profile section contains two diagrams. The first shows a hand sliding a sealing profile onto a rail. The second diagram shows the sealing profile fully installed on the rail.

FATH[®] T-Slotted Rail Accessories

Panel and Door Elements - Continued

Panel and Door Elements Installation - Continued	
Panel Holder	
Hanger	

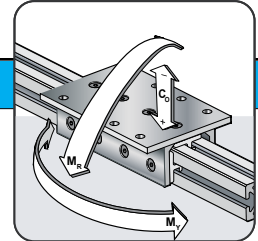
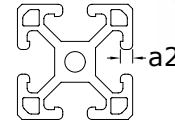
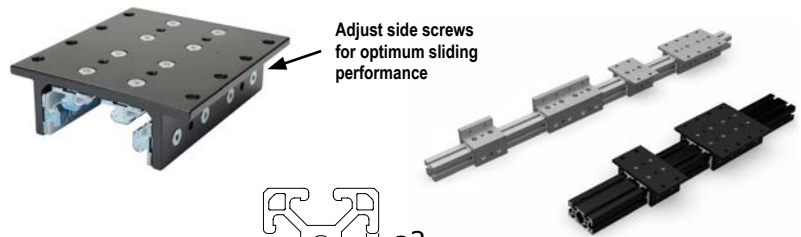
FATH® T-Slotted Rail Accessories

Slides and Rollers

Linear Bearings

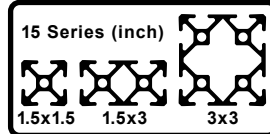
- No Shimming required!
- Verified fit with SureFrame 15 & 40 Series
- Static Load rating (Co) up to 4,000 N (900 lbf)
- Single and Double Flange Styles
- Available in Black or Silver
- Optional Brake Assemblies

Note: Not all Slot size 8 profiles are made the same, so it is important to confirm that the "a2" dimension of the profile is 3.0-4.5mm for adequate engagement and ultimate slide performance.



15 Series Slides and Rollers

Fits Slot Size 8


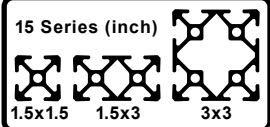











Part Number	Part Image	Price	Description	Fits	Pack Quantity	Load Ratings				Material	Drawing Link
						Static (Co) N[lbf]	Reverse Static (-Co) N[lbf]	Roll Moment (Mr) N-m[lbf-ft]	Yaw Moment (My) N-m[lbf-ft]		
166337		\$60.00	3-slot, double flange, short linear bearing	1.5 x 1.5 in, 1.5 x 3 in,	1	1000 [225]	500 [112]	40 [29]	150 [111]	Aluminum/ die-cast zinc/ polyoxymethylene (POM)	PDF
166338		\$60.00									PDF
166339		\$120.00	4-slot, double flange, long linear bearing	1.5 x 3 in, 3 x 3 in	1	2000 [450]	1000 [225]	80 [59]	200 [147]		PDF
166340		\$130.00									PDF
166341		\$80.00	3-slot, single flange, short linear bearing	1.5 x 1.5 in, 1.5 x 3 in,	1	1000 [225]	500 [112]	40 [29]	150 [111]		PDF
166342		\$80.00									PDF
166343		\$150.00	4-slot, single flange, long linear bearing	1.5 x 1.5 in, 1.5 x 3 in,	1	4000 [889]	2000 [450]	100 [74]	200 [147]		PDF
166344		\$160.00									PDF
166345		\$60.00	3-slot, single flange, short linear bearing	1.5 x 1.5 in, 1.5 x 3 in,	1	1000 [225]	500 [112]	40 [29]	150 [111]		PDF
166346		\$60.00									PDF
166347		\$120.00	4-slot, single flange, long linear bearing	1.5 x 1.5 in, 1.5 x 3 in,	1	2000 [450]	1000 [225]	80 [59]	200 [147]		PDF
166348		\$120.00									PDF

FATH® T-Slotted Rail Accessories


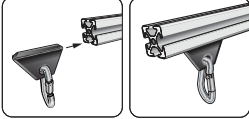
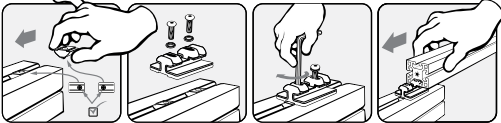
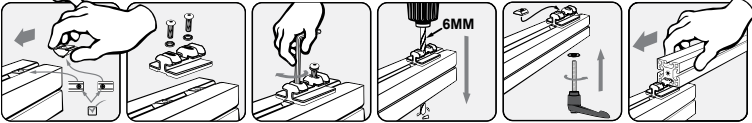
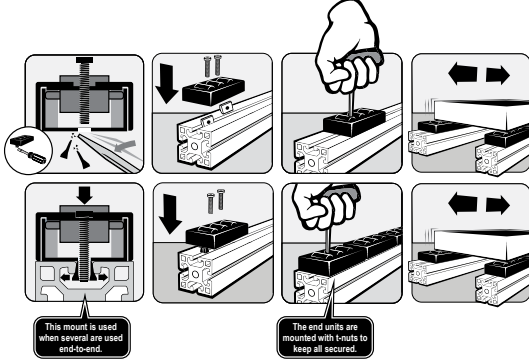
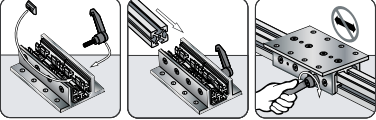
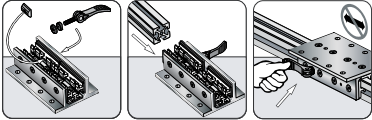
Slides and Rollers - Continued



15 Series Slides and Rollers - Cont'd								
		Fits 						
Part Number	Part Image	Price	Description	Fits	Pack Quantity	Recommended Screw Fastener T-Slot Attachment 2	Material	Drawing Link
166349		\$45.00	Cam Lever Brake	All 15 Series Linear Bearings	1	n/a	Plastic/steel	PDF
166350		\$28.00	L-Handle Brake					PDF
151168		\$18.00	Slider	n/a		Fasteners included	Rubber/plastic/steel	PDF
151169		\$36.00	Slider With Clamp Lever					PDF
148974		\$9.50	Roller					PDF
151166		\$4.50	Slider	Slider 151166		n/a	Glass-filled nylon	PDF
151089		\$4.50	Snap Hook					Zinc plated steel
163020		\$13.75	Roller Element With Guide	All 15 Series		Fasteners included	Thermoplastic polyurethane/nylon/steel	PDF
163021		\$14.50	Roller Element Without Guide					PDF

FATH® T-Slotted Rail Accessories


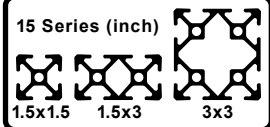









Slides and Rollers - Continued

Slides and Rollers Installation	
Roller	 <p>Bolt and nut not included and not available from AutomationDirect</p>
Slider and Snap Hook	
Slider	
Slider with Clamp Lever	
Roller Element	 <p>This mount is used when several are used end-to-end.</p> <p>The end units are mounted with t-nuts to keep all secured.</p>
L-Handle Brake	
Cam Lever Brake	

FATH® T-Slotted Rail Accessories

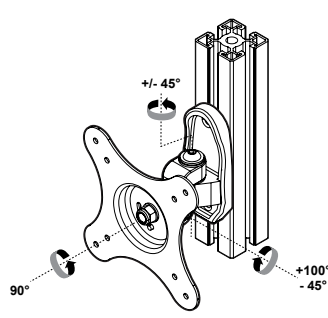
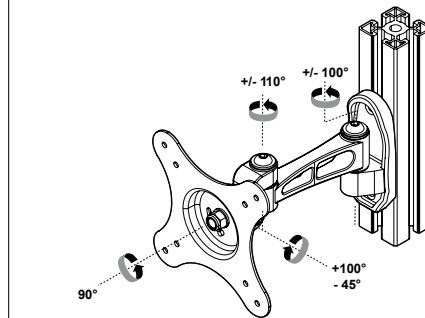
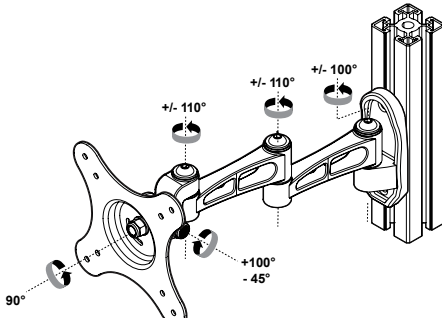
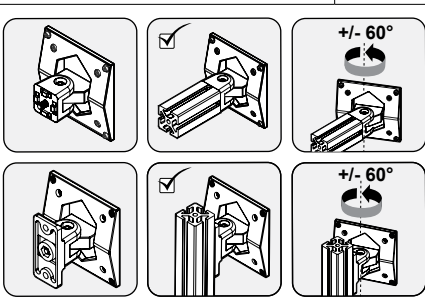
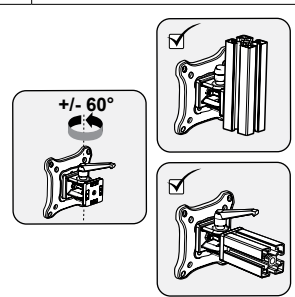
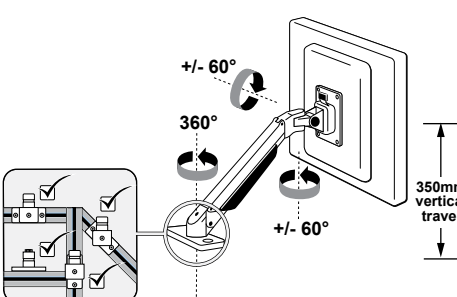
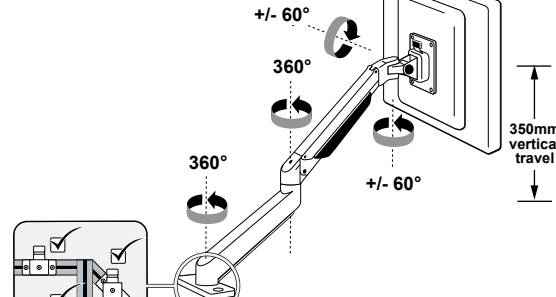
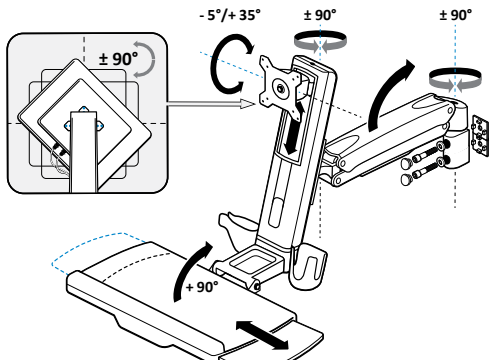
Monitor Mounts



15 Series Monitor Mounts							
<ul style="list-style-type: none"> Fits monitors with VESA mounting standard Durable steel construction Mounting hardware included for several mounting locations 		Fits  Slot Size 8					
Part Number	Part Image	Price	Description	Load Rating kg [lb]	Pack Quantity	Installation Instructions Link	Drawing Link
162893		\$42.00	Swivel Monitor Mount	15 [33.1]	1	PDF	PDF
162894		\$50.00				PDF	PDF
162895		\$58.00				PDF	PDF
162896		\$92.00	Monitor Mounting Joint			PDF	PDF
162897		\$92.00	Monitor Holder			PDF	PDF
162899		\$325.00	4-Axis Mounting Support	10 [22.0]		PDF	PDF
162900		\$375.00	5-Axis Mounting Support			PDF	PDF
162901		\$600.00	4-Axis Workstation	8 [17.6]	PDF	PDF	

FATH® T-Slotted Rail Accessories


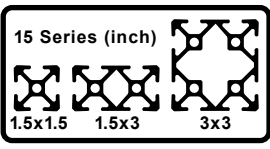




Monitor Mounts - Continued

Monitor Mounts Adjustments			
 <p>90°</p> <p>$\pm 45^\circ$</p> <p>$+100^\circ$ -45°</p> <p>162893</p>	 <p>90°</p> <p>$\pm 110^\circ$</p> <p>$\pm 100^\circ$</p> <p>$+100^\circ$ -45°</p> <p>162894</p>	 <p>90°</p> <p>$\pm 110^\circ$</p> <p>$\pm 100^\circ$</p> <p>$+100^\circ$ -45°</p> <p>162895</p>	
 <p>$\pm 60^\circ$</p> <p>$\pm 60^\circ$</p> <p>162896</p>		 <p>$\pm 60^\circ$</p> <p>162897</p>	
 <p>$\pm 60^\circ$</p> <p>360°</p> <p>$\pm 60^\circ$</p> <p>350mm vertical travel</p> <p>162899</p>		 <p>$\pm 60^\circ$</p> <p>360°</p> <p>360°</p> <p>$\pm 60^\circ$</p> <p>350mm vertical travel</p> <p>162900</p>	
 <p>$\pm 90^\circ$</p> <p>$\pm 90^\circ$</p> <p>$\pm 90^\circ$</p> <p>$\pm 90^\circ$</p> <p>$\pm 90^\circ$</p> <p>162901</p>			

FATH® T-Slotted Rail Accessories

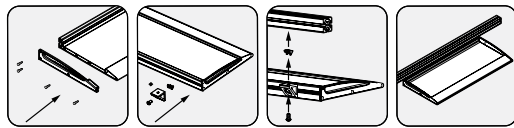
Workstation Components



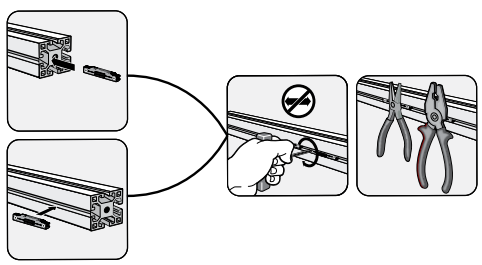
15 Series Workstation Components							
Fits 							
Part Number	Part Image	Price	Description	Load Rating kg [lb]	Pack Quantity	Material	Drawing Link
162902		\$185.00	Keyboard Holder (requires mounting solution, designer's choice)	n/a	1	Aluminum/nylon	PDF
162906		\$8.00	Magnetic Holder			Nylon/steel	PDF
162964		\$9.00	Grab Tray			Nylon	PDF
162965		\$2.00	Label Clip			PVC	PDF

Workstation Components Installation

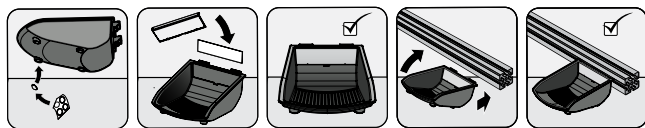
Keyboard Holder (mounting example)



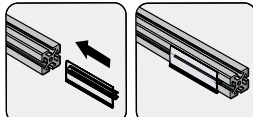
Magnetic Holder



Grab Tray




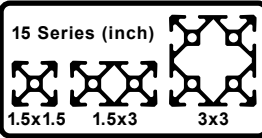








Label Clip



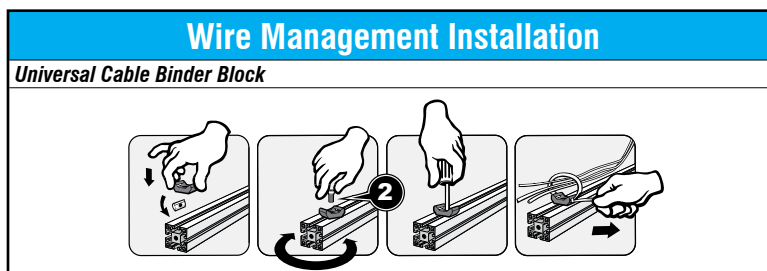
FATH® T-Slotted Rail Accessories

Wire Management



15 Series Wire Management							
Fits 							
Part Number	Part Image	Price	Description	Pack Quantity	Recommended Screw Fastener *T-Slot Attachment 2 (ADC Part Number)	Material	Drawing Link
151161		\$89.00	Conduit Cover 2000mm long	2	n/a	Polypropylene	PDF
151162		\$89.00					PDF
151174		\$15.50	Cross Cable Binding Block	10		Nylon	PDF
151175		\$64.00	Hook And Loop			Glass-filled nylon/ polypropylene	PDF
151176		\$38.50	Clip Cable Binder With Hammer			Nylon/rubber	PDF
151177		\$28.50	Ground Connector	1		Fasteners included	Glass-filled nylon/ copper/steel
151178		\$4.00	Grounding Terminal		Steel/brass		PDF
162982		\$7.50	Universal Cable Binder Block	10	161046	Nylon	PDF

*T-Slot Nut also required



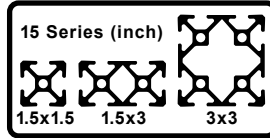
FATH® T-Slotted Rail Accessories

Miscellaneous Accessories



15 Series Miscellaneous Accessories

Fits Slot Size 8

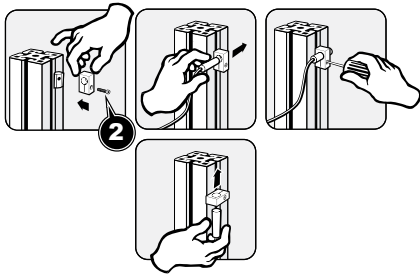





Part Number	Part Image	Price	Description	Requires	Fits Profile	Recommended Screw Fastener *T-Slot Attachment 2 (ADC Part Number)	Pack Quantity	Material	Drawing Link		
151171		\$16.50	End Cap	n/a	1.5 x 1.5in	n/a	10	Glass-filled nylon	PDF		
151172		\$21.00			1.5 x 3in				PDF		
151173		\$37.00			3 x 3in				PDF		
151091		\$6.00	Stop Bumper	n/a	All 15 Series	BHCS 8-32 x 1" (not sold by ADC)	1	Rubber/zinc-plated steel	PDF		
151170		\$9.00							PDF		
162973		\$3.25	Sensor Mounting Block for 8mm proximity sensor	n/a	All 15 Series	BHCS 8-32 x 1" (not sold by ADC)	1	Nylon	PDF		
162974		\$3.25	Sensor Mounting Block for 12mm proximity sensor						PDF		
162929		\$240.00	Side Protection Profile	n/a	All 15 Series	n/a	5	Thermoplastic rubber	PDF		
162930		\$270.00	Corner Protection Profile						PDF		
162931		\$28.00	Cover Cap for Side						162929 or 162930	10	PDF
162932		\$20.00	Cover Cap for Corner						162930		PDF

*T-Slot Nut also required

FATH[®] T-Slotted Rail Accessories

Miscellaneous Accessories - Continued

Miscellaneous Installation	
Sensor Mounting Block	
Side Protection Profile	
Corner Protection Profile	
Cover Cap for Side	
Cover Cap for Corner	