

Ultimate Series NEMA 4, 4X, 12, and 13 Stainless Steel Single-Door Wall-Mount with Window



Application

Designed to house and protect electrical and electronic components from harsh, dirty environments. For use in installations where dust, dirt, oil, water or other contaminants are present. Streamlined styling, window, and an attractive, durable finish complement any high-tech electronic equipment.



Construction

- Bodies and doors fabricated from 14- or 16-gauge 304 stainless steel
- Plasma welded seams
- Poured-in-place polyurethane gasket
- Collar studs provided for mounting optional subpanels
- Grounding provisions provided
- Concealed hinges
- Polycarbonate viewing window
- Increased tub openings to accommodate larger size (optional) subpanels
- Optional subpanels must be ordered separately
- Swing-out panel kits WAJCDFK and WANADFK will not work with these enclosures
- Doors are interchangeable and easily removable (open to 90° to remove door)
- 1/4 turn, semi-flush oil-tight latches supplied to hold door securely closed
- Mounting holes in rear of enclosure body
- Optional N412MFKSS mounting foot kit is required to maintain the NEMA 4, 4X, 12, and 13 ratings
 - Mounting foot kit must be ordered separately
- Uses N41214TSS series latches

Finish

- All exterior surfaces have a smooth-grained finish
- Painted steel subpanels are white polyester powder over phosphatized surfaces
- Galvanized and stainless subpanels are a conductive finish (unpainted)
- Uses N41214TSS series latches

Listings

- UL 508, 4, 4X, 12, and 13 [UL file E64791]
- Meets NEMA/EEMAC 4, 4X, 12, and 13 requirements
- Wall mounting brackets required to maintain UL/CSA external mounting requirements



Note: For current listings, please see www.automationdirect.com

Ultimate Series NEMA 4, 4X, 12, and 13 Stainless Steel Single-Door Wall-Mount with Window

304 Stainless Steel	Price	Enclosure Size HxWxD	Steel Gauge	Painted Steel Subpanel	Stainless Steel Subpanel	Swing-Out Panel
N412121206WSSC	\$957.00	12.00 x 12.00 x 6.92 [305 x 305 x 176]	16	NP1212C	—	HFWNSP1212C
N412121208WSSC	\$1,022.00	12.00 x 12.00 x 8.92 [305 x 305 x 227]	16	NP1212C	—	HFWNSP1212C
N412161208WSSC	\$1,155.00	16.00 x 12.00 x 8.92 [406 x 305 x 227]	16	NP1612C	NP1612SSC	HFWNSP1612C
N412161210WSSC	\$1,202.00	16.00 x 12.00 x 10.92 [406 x 305 x 277]	16	NP1612C	NP1612SSC	HFWNSP1612C
N412201610WSSC	\$1,474.00	20.00 x 16.00 x 10.92 [508 x 406 x 277]	16	NP2016C	NP2016SSC	HFWNSP2016C
N412202008WSSC	\$1,518.00	20.00 x 20.00 x 8.92 [508 x 508 x 227]	16	NP2020C	NP2020SSC	HFWNSP2020C
N412242008WSSC	\$1,812.00	24.00 x 20.00 x 8.92 [610 x 508 x 227]	16	NP2420C	NP2420SSC	HFWNSP2420C

Notes: Subpanels must be ordered separately.
Dimensions in inches [millimeters].
Letters in table correspond to letters on dimensional drawings.

Table continued on next page

Ultimate Series NEMA 4, 4X, 12, and 13 Stainless Steel Single-Door Wall-Mount with Window

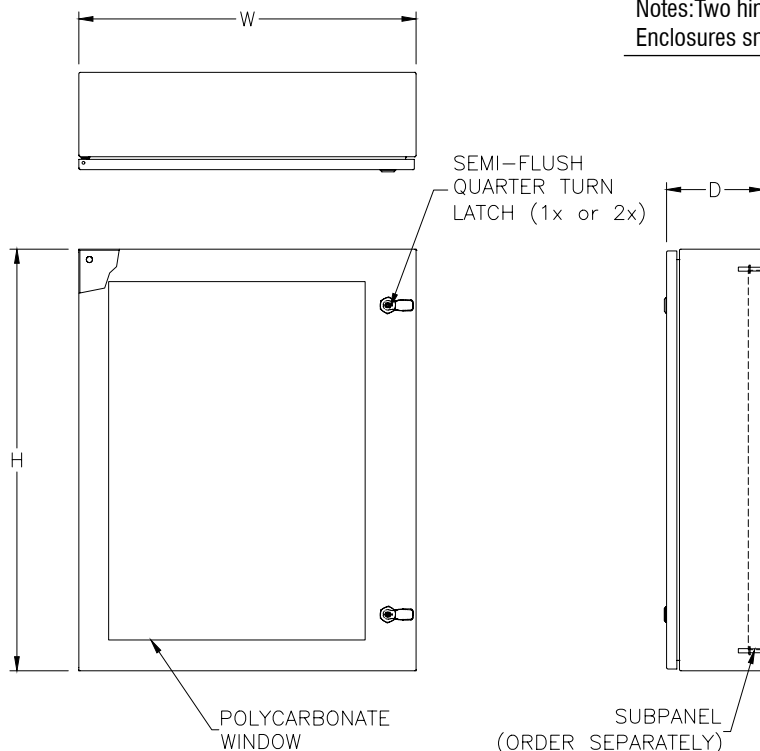


Table continued from previous page

Ultimate Series NEMA 4, 4X, 12, and 13 Stainless Steel Single-Door Wall-Mount with Window						
304 Stainless Steel	Price	Enclosure Size HxWxD	Steel Gauge	Painted Steel Subpanel	Stainless Steel Subpanel	Swing-Out Panel
N412242408WSSC	\$1,883.00	24.00 x 24.00 x 8.92 [610 x 610 x 227]	14	NP2424C	NP2424SSC	HFWNSP2424C
N412242412WSSC	\$1,756.00	24.00 x 24.00 x 12.92 [610 x 610 x 328]	14	NP2424C	NP2424SSC	HFWNSP2424C
N412242416WSSC	\$1,986.00	24.00 x 24.00 x 16.92 [610 x 610 x 430]	14	NP2424C	NP2424SSC	HFWNSP2424C
N412302408WSSC	\$2,219.00	30.00 x 24.00 x 8.92 [762 x 610 x 227]	14	NP3024C	NP3024SSC	HFWNSP3024C
N412302412WSSC	\$2,316.00	30.00 x 24.00 x 12.92 [762 x 610 x 328]	14	NP3024C	NP3024SSC	HFWNSP3024C

Notes: Subpanels must be ordered separately.
 Dimensions in inches [millimeters].
 Letters in table correspond to letters on dimensional drawings.

Dimensions



Notes: Two hinges are provided when H=36 in [914 mm] with each enclosure. Enclosures smaller than 24 in [610 mm] have one latch.

Enclosure Subpanels



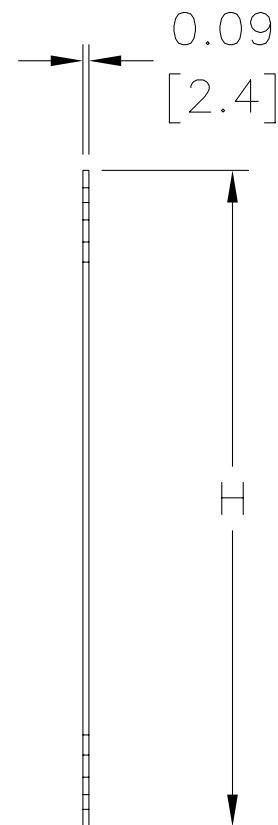
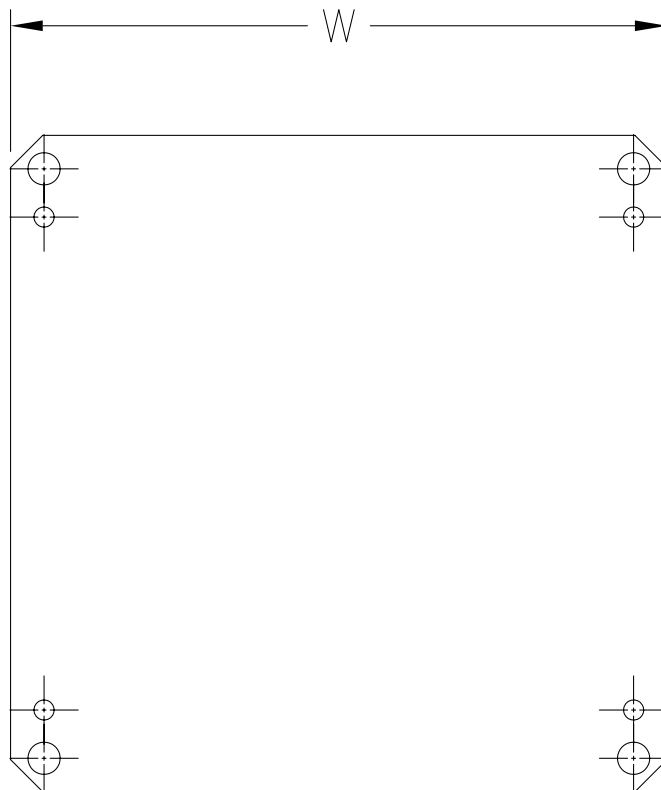
Subpanels for Ultimate Series Wall-Mount Enclosures

- 12-gauge steel
- Subpanels with dimensions 30 x 30 in [762 x 762 mm] and larger are flanged on all sides. Smaller subpanels are flanged on two sides
- Painted steel subpanels are white polyester powder over phosphatized surfaces
- Galvanized subpanels have a conductive finish (no paint)
- Panels listed fit all styles of N412 Ultimate Series wall-mount enclosures, including slope top and disconnect enclosures

Note: NPxxxxC subpanels will not fit in older NEMA 4/12 enclosures (purchased prior to 3-23-05) that do not have a C suffix. For example: Subpanel NP1212C will not fit enclosures N412121206 or N412121206SS.



Dimensions



Enclosure Subpanels

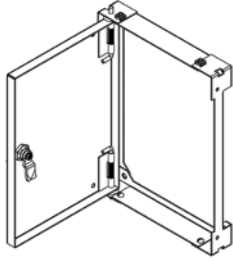


Subpanels for Ultimate Series Wall-Mount Enclosures

Subpanels for Ultimate Series Wall-Mount Enclosures					
Painted Steel	Price	304 Stainless Steel	Price	Nominal Enclosure Size HxW*	Subpanel Size HxW
NP1212C	\$15.50	—	—	12 x 12	10.20 x 10.20 [259 x 259]
NP1612C	\$16.75	NP1612SSC	\$87.00	16 x 12	14.20 x 10.20 [361 x 259]
NP1616C	\$40.50	NP1616SSC	\$106.00	16 x 16	14.20 x 14.20 [361 x 361]
NP2016C	\$48.00	NP2016SSC	\$128.00	16 x 20 20 x 16	18.20 x 14.20 [462 x 361]
NP2020C	\$58.00	NP2020SSC	\$165.00	20 x 20	18.20 x 18.20 [462 x 462]
NP2416C	\$56.00	NP2416SSC	\$159.00	24 x 16	22.20 x 14.20 [564 x 361]
NP2420C	\$56.00	NP2420SSC	\$200.00	24 x 20	22.20 x 18.20 [564 x 462]
NP2424C	\$86.00	NP2424SSC	\$233.00	24 x 24	22.20 x 22.20 [564 x 564]
NP3020C	\$90.00	—	—	30 x 20	28.20 x 18.20 [716 x 462]
NP3024C	\$105.00	NP3024SSC	\$306.00	30 x 24	28.20 x 22.20 [716 x 564]
NP3030C	\$147.00	NP3030SSC	\$418.00	30 x 30	28.20 x 28.20 [716 x 716]
NP3624C	\$125.00	NP3624SSC	\$357.00	24 x 36 36 x 24	34.20 x 22.20 [869 x 564]
NP3630C	\$167.00	NP3630SSC	\$443.00	36 x 30	34.20 x 28.20 [869 x 716]
NP3636C	\$196.00	NP3636SSC	\$535.00	36 x 36	34.20 x 34.20 [869 x 869]
NP4224C	\$244.00	—	—	24 x 42	40.20 x 22.20 [1021 x 564]
NP4024C	\$151.00	—	—	40 x 24	38.20 x 22.20 [970 x 564]
NP4242C	\$418.00	—	—	42 x 42	40.20 x 40.20 [1021 x 1021]
NP4230C	\$225.00	—	—	30 x 42 42 x 32	40.20 x 28.20 [1021 x 716]
NP4236C	\$225.00	NP4236SSC	\$676.00	36 x 42 42 x 36	40.20 x 34.20 [1021 x 869]
NP4824C	\$163.00	—	—	24 x 48 48 x 24	46.20 x 22.20 [1173 x 564]
NP4830C	\$336.00	—	—	30 x 48	46.20 x 28.20 [1173 x 716]
NP4842C	\$562.00	—	—	42 x 48	46.20 x 40.20 [1173 x 1021]
NP4836C	\$254.00	NP4836SSC	\$676.00	36 x 48 48 x 36	46.20 x 34.20 [1173 x 869]
NP4848C	\$625.00	—	—	48 x 48	46.20 x 46.20 [1173 x 1173]
NP6030C	\$446.00	—	—	30 x 60	58.20 x 28.20 [1478 x 716]
NP6036C	\$313.00	NP6036SSC	\$965.00	36 x 30 60 x 36	58.20 x 34.20 [1478 x 869]
NP6042C	\$627.00	—	—	42 x 60	58.20 x 40.20 [1478 x 1021]

Notes: Dimensions in inches [millimeters].
Letters in table correspond to letters on dimensional drawing.
Disconnect enclosures will be up to 2 in [51 mm] wider than width dimensions in this table.

Swing-Out Panels for Ultimate Series Enclosures



For N412 Ultimate Series Wall-Mount Enclosures except N412-1PTC, -3PTC, -SS1PTC, -SS3PTC, -SSA1PTC, and -SSA3PTC

- Maximum swing 107°
- Convenient access to sub enclosure is provided via 1/4 turn pull-tab
- On solid doors, the clearance from the swing panel face to the interior door face is 1.25in [31.8mm] on window doors (when the door is closed)
- The kit includes the swing panel, brackets and hardware necessary for a tub flange install. Swing out panels meet 1 with enclosure door open
- Painted steel subpanels are painted white polyester powder over phosphated surfaces
- Fabricated from 14-gauge steel
- Mounting hardware is furnished with each panel

Note: HFWNSPxxxxC swing-out panels will not fit in older NEMA 4/12 enclosures (purchased prior to 3-23-05) that do not have a C suffix. For example: Swing-out panel HFWNSP1212C will not fit enclosures N41212126 or N412121206SS.

Swing-Out Panels for Ultimate Series Enclosures

Part Number	Price	Panel Size CxE	Overall Dimensions HxW	Enclosure Nominal Size
HFWNSP1212C	\$128.00	9.75 x 9.75 [248 x 248]	10.50 x 10.62 [267 x 270]	12 x 12
HFWNSP1612C	\$133.00	13.75 x 9.75 [349 x 248]	14.50 x 10.62 [368 x 270]	16 x 12
HFWNSP1616C	\$140.00	13.75 x 13.75 [349 x 349]	14.50 x 14.62 [368 x 37]	16 x 16
HFWNSP1620C	\$160.00	13.75 x 17.75 [349 x 451]	14.50 x 18.62 [368 x 473]	16 x 20
HFWNSP2016C	\$147.00	17.75 x 13.75 [451 x 349]	18.50 x 14.62 [470 x 371]	20 x 16
HFWNSP2020C	\$156.00	17.75 x 17.75 [451 x 451]	18.50 x 18.62 [470 x 473]	20 x 20
HFWNSP2024C	\$179.00	17.75 x 21.75 [451 x 552]	18.50 x 22.62 [470 x 575]	20 x 24
HFWNSP2416C	\$167.00	21.75 x 13.75 [552 x 349]	22.50 x 14.62 [572 x 371]	24 x 16
HFWNSP2420C	\$165.00	21.75 x 17.75 [552 x 451]	22.50 x 18.62 [572 x 473]	24 x 20
HFWNSP2424C	\$176.00	21.75 x 21.75 [552 x 552]	22.50 x 22.62 [572 x 575]	24 x 24
HFWNSP3020C	\$194.00	27.75 x 17.75 [705 x 451]	28.50 x 18.62 [724 x 473]	30 x 20
HFWNSP3024C	\$192.00	27.75 x 21.75 [705 x 552]	28.50 x 22.62 [724 x 575]	30 x 24
HFWNSP3030C	\$212.00	27.75 x 27.75 [705 x 705]	28.50 x 28.62 [724 x 727]	30 x 30
HFWNSP3624C	\$208.00	33.75 x 21.75 [857 x 552]	34.50 x 22.62 [876 x 575]	36 x 24
HFWNSP3630C	\$232.00	33.75 x 27.75 [857 x 705]	34.50 x 28.62 [876 x 727]	36 x 30
HFWNSP3636C	\$256.00	33.75 x 33.75 [857 x 857]	34.50 x 34.62 [876 x 879]	36 x 36

Notes: Dimensions in inches [millimeters].

Letters in table correspond to letters on dimensional drawings.

If used in a two-door enclosure, a center panel support must be ordered.

Dimensions

