

Ultimate Series NEMA 4X, 12, and 13 Stainless Steel Single-Door Wall-Mount with 1-Point Handle



Application

The Wiegmann N412-SS stainless steel series, with its streamlined design, is a perfect fit for mounting electrical or high-tech electronic equipment in a variety of indoor and outdoor settings. It is typically used in the following areas where corrosion-resistant protection is needed: food processing plants, pharmaceutical manufacturing facilities, petrochemical plants, pulp and paper processing, and waste water treatment facilities.



Construction

- Bodies and doors fabricated from 14-gauge type 304 or 316L stainless steel
- Print pocket is provided
- Doors are sealed with poured-in-place polyurethane gasket
- Concealed hinges
- Increased tub openings to accommodate larger size (optional) subpanels
- Collar studs for mounting optional subpanels
- Grounding provisions provided
- Optional subpanels must be ordered separately
- Swing-out panel kits WAJCDFK and WANADFK will not work with these enclosures
- Doors are interchangeable and easily removable (open to 90° to remove door)
- 1-point 316L stainless steel padlocking handle
- Mounting holes in rear of enclosure
- N412MFKSS mounting foot kit required to maintain NEMA 4X, 12, and 13 ratings
 - Mounting foot kit must be ordered separately
- Uses WAL3_SS series handles

Finish

- All exterior surfaces have a smooth-grained finish
- Painted steel subpanels are painted white polyester powder over phosphatized surfaces
- Galvanized and stainless subpanels are a conductive finish (unpainted)

Listings

- UL 508, 4X, 12, and 13 [UL file E64791]
- Meets NEMA/EEMAC 4X, 12, and 13 requirements
- Wall mounting brackets required to maintain UL/CSA external mounting requirements



Note: For current listings, please see www.automationdirect.com

Shipping Schedule

Same day	1 - 5 days	1 - 7 days	1-10 days	1 - 15 days	1 - 20 days
----------	------------	------------	-----------	-------------	-------------

Color indicates shipping lead time in business days.

Ultimate Series NEMA 4X, 12, and 13 Stainless Steel Single Door Wall-Mount with 1-Point Handle

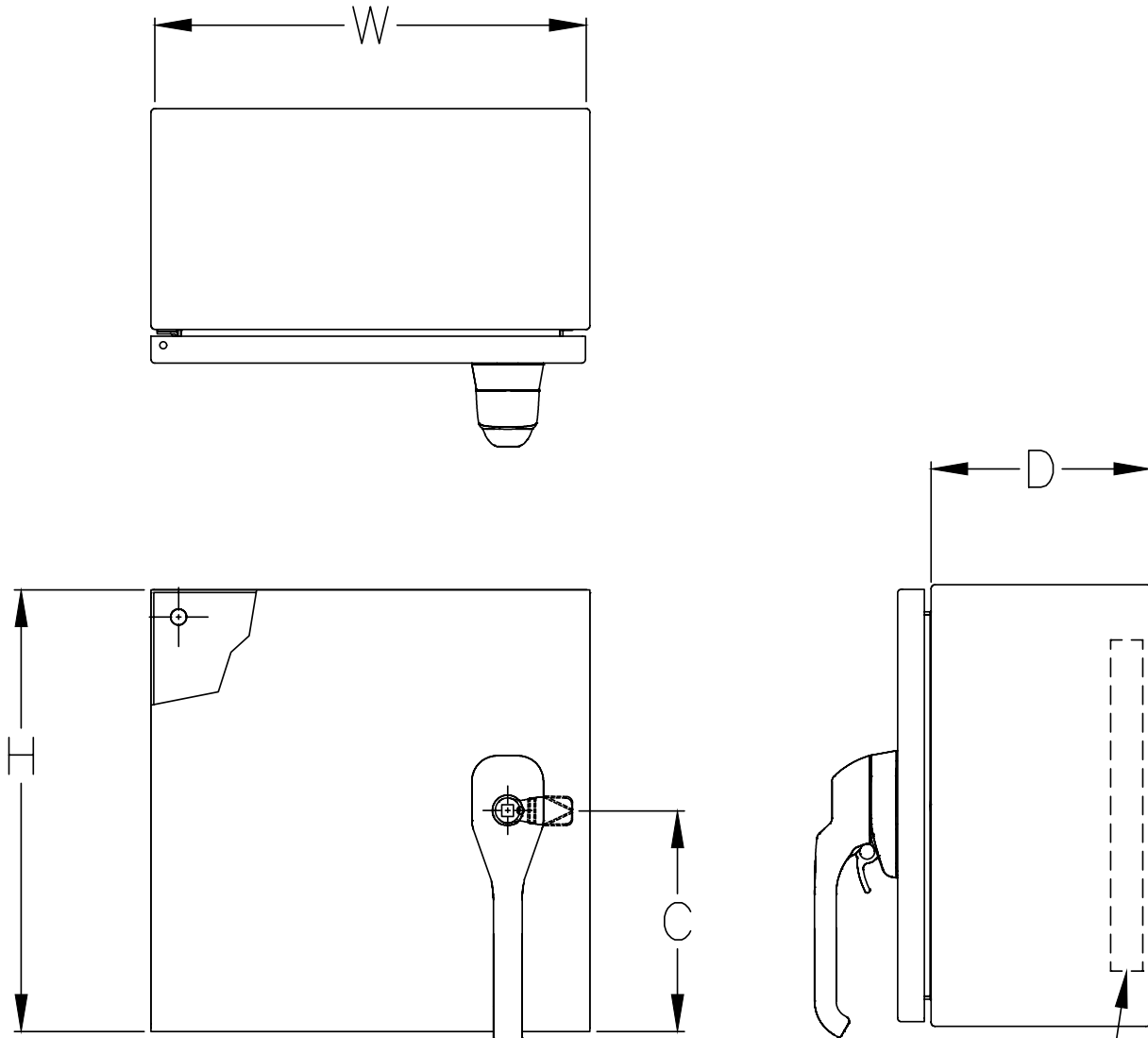
304 Stainless Steel	Price	316L StainlessSteel	Price	Enclosure Size HxWxD	C	Painted Steel Subpanel	Stainless Steel Subpanel	Swing-Out Panel
N412121206SS1PTC	\$865.00			12.00 x 12.00 x 6.92 [305 x 305 x 176]	6 [152]	NP1212C	—	HFWNSP1212C
N412161206SS1PTC	\$931.00	N412161206SSA1PTC	\$1,192.00	16.00 x 12.00 x 6.92 [406 x 305 x 176]	6 [152]	NP1612C	NP1612SSC	HFWNSP1612C
N412161208SS1PTC	\$971.00			16.00 x 12.00 x 8.92 [406 x 305 x 227]	8 [203]	NP1612C	NP1612SSC	HFWNSP1612C
N412161606SS1PTC	\$1,011.00	N412161606SSA1PTC	\$1,599.00	16.00 x 16.00 x 6.92 [406 x 406 x 176]	8 [203]	NP1616C	NP1616SSC	HFWNSP1616C
N412161608SS1PTC	\$1,080.00			16.00 x 16.00 x 8.92 [406 x 406 x 227]	8 [203]	NP1616C	NP1616SSC	HFWNSP1616C
N412162008SS1PTC	\$1,196.00	N412162008SSA1PTC	\$1,591.00	16.00 x 20.00 x 8.92 [406 x 508 x 227]	8 [203]	NP2016C	NP2016SSC	HFWNSP1620C
N412201606SS1PTC	\$1,185.00			20.00 x 16.00 x 6.92 [508 x 406 x 176]	10 [254]	NP2016C	NP2016SSC	HFWNSP1620C
N412201608SS1PTC	\$1,211.00	N412201608SSA1PTC	\$1,591.00	20.00 x 16.00 x 8.92 [508 x 406 x 227]	10 [254]	NP2016C	NP2016SSC	HFWNSP2016C
N412202006SS1PTC	\$1,214.00			20.00 x 20.00 x 6.92 [508 x 508 x 176]	10 [254]	NP2020C	NP2020SSC	HFWNSP2020C
N412202008SS1PTC	\$1,258.00	N412202008SSA1PTC	\$1,947.00	20.00 x 20.00 x 8.89 [508 x 508 x 226]	10 [254]	NP2020C	NP2020SSC	HFWNSP2020C
N412202012SS1PTC	\$1,408.00			20.00 x 20.00 x 12.92 [508 x 508 x 328]	10 [254]	NP2020C	NP2020SSC	HFWNSP2020C

Notes: Subpanels must be ordered separately.
Dimensions in inches [millimeters].
Letters in table correspond to letters on dimensional drawings.

Ultimate Series NEMA 4X, 12, and 13 Stainless Steel Single-Door Wall-Mount with 1-Point Handle



Dimensions



SUBPANEL
(ORDER SEPARATELY)

Notes: Large print pocket (8 x 10 in [230 x 254 mm]) is furnished if H=20 in [508 mm] or more and W=20 in [508 mm] or more.
 Otherwise small (6 x 6 in [152 x 152 mm]) print pocket is provided.
 Two hinges provided when H=36 in [914 mm].
 Three hinges provided when H=36 in [914 mm] or greater.
 Four hinges provided when H=48 in [1219 mm] or greater.

Enclosure Subpanels



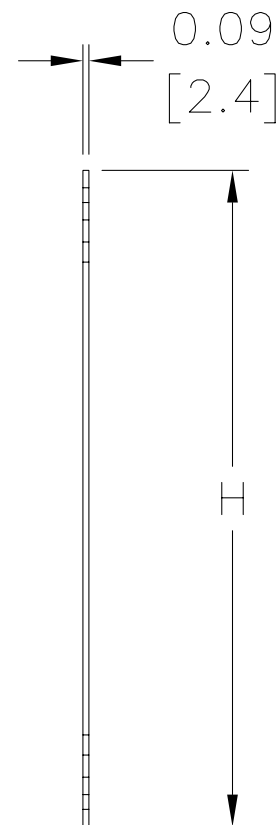
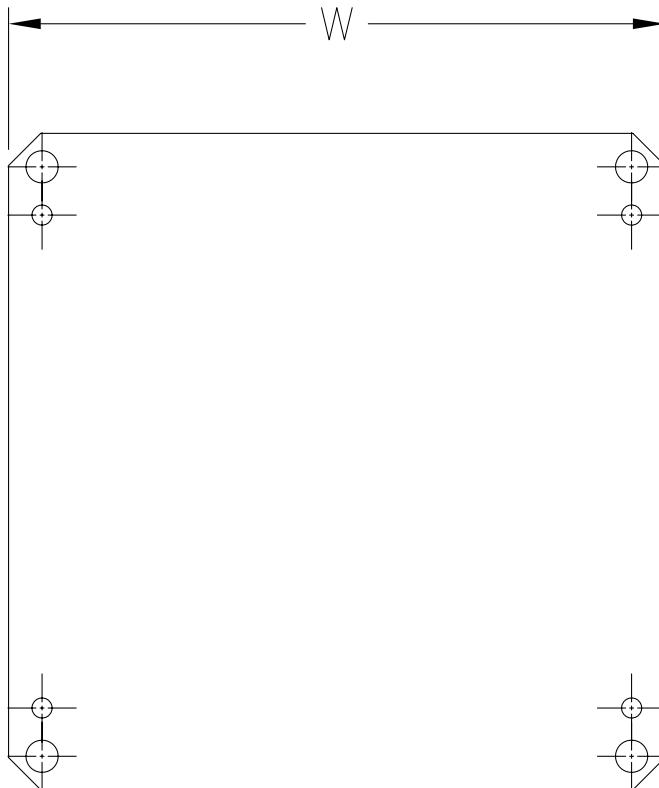
Subpanels for Ultimate Series Wall-Mount Enclosures

- 12-gauge steel
- Subpanels with dimensions 30 x 30 in [762 x 762 mm] and larger are flanged on all sides. Smaller subpanels are flanged on two sides
- Painted steel subpanels are white polyester powder over phosphatized surfaces
- Galvanized subpanels have a conductive finish (no paint)
- Panels listed fit all styles of N412 Ultimate Series wall-mount enclosures, including slope top and disconnect enclosures

Note: NPxxxxC subpanels will not fit in older NEMA 4/12 enclosures (purchased prior to 3-23-05) that do not have a C suffix. For example: Subpanel NP1212C will not fit enclosures N412121206 or N412121206SS.



Dimensions



Enclosure Subpanels



Subpanels for Ultimate Series Wall-Mount Enclosures

Shipping Schedule

Same day 1 - 5 days 1 - 7 days 1 - 15 days 1 - 20 days

Color indicates shipping lead time in business days.

Subpanels for Ultimate Series Wall-Mount Enclosures

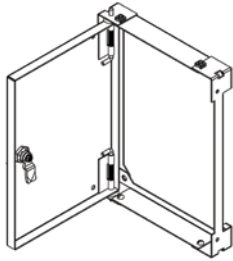
Painted Steel	Price	304 Stainless Steel	Price	Nominal Enclosure Size HxW*	Subpanel Size HxW
NP1212C	\$15.50	—	—	12 x 12	10.20 x 10.20 [259 x 259]
NP1612C	\$16.75	NP1612SSC	\$87.00	16 x 12	14.20 x 10.20 [361 x 259]
NP1616C	\$40.50	NP1616SSC	\$106.00	16 x 16	14.20 x 14.20 [361 x 361]
NP2016C	\$48.00	NP2016SSC	\$128.00	16 x 20 20 x 16	18.20 x 14.20 [462 x 361]
NP2020C	\$58.00	NP2020SSC	\$165.00	20 x 20	18.20 x 18.20 [462 x 462]
NP2416C	\$56.00	NP2416SSC	\$159.00	24 x 16	22.20 x 14.20 [564 x 361]
NP2420C	\$56.00	NP2420SSC	\$200.00	24 x 20	22.20 x 18.20 [564 x 462]
NP2424C	\$86.00	NP2424SSC	\$233.00	24 x 24	22.20 x 22.20 [564 x 564]
NP3020C	\$90.00	—	—	30 x 20	28.20 x 18.20 [716 x 462]
NP3024C	\$105.00	NP3024SSC	\$306.00	30 x 24	28.20 x 22.20 [716 x 564]
NP3030C	\$147.00	NP3030SSC	\$418.00	30 x 30	28.20 x 28.20 [716 x 716]
NP3624C	\$125.00	NP3624SSC	\$357.00	24 x 36 36 x 24	34.20 x 22.20 [869 x 564]
NP3630C	\$167.00	NP3630SSC	\$443.00	36 x 30	34.20 x 28.20 [869 x 716]
NP3636C	\$196.00	NP3636SSC	\$535.00	36 x 36	34.20 x 34.20 [869 x 869]
NP4224C	\$244.00	—	—	24 x 42	40.20 x 22.20 [1021 x 564]
NP4024C	\$151.00	—	—	40 x 24	38.20 x 22.20 [970 x 564]
NP4242C	\$418.00	—	—	42 x 42	40.20 x 40.20 [1021 x 1021]
NP4230C	\$225.00	—	—	30 x 42 42 x 32	40.20 x 28.20 [1021 x 716]
NP4236C	\$225.00	NP4236SSC	\$676.00	36 x 42 42 x 36	40.20 x 34.20 [1021 x 869]
NP4824C	\$163.00	—	—	24 x 48 48 x 24	46.20 x 22.20 [1173 x 564]
NP4830C	\$336.00	—	—	30 x 48	46.20 x 28.20 [1173 x 716]
NP4842C	\$562.00	—	—	42 x 48	46.20 x 40.20 [1173 x 1021]
NP4836C	\$254.00	NP4836SSC	\$676.00	36 x 48 48 x 36	46.20 x 34.20 [1173 x 869]
NP4848C	\$625.00	—	—	48 x 48	46.20 x 46.20 [1173 x 1173]
NP6030C	\$446.00	—	—	30 x 60	58.20 x 28.20 [1478 x 716]
NP6036C	\$313.00	NP6036SSC	\$965.00	36 x 30 60 x 36	58.20 x 34.20 [1478 x 869]
NP6042C	\$627.00	—	—	42 x 60	58.20 x 40.20 [1478 x 1021]

Notes: Dimensions in inches [millimeters].

Letters in table correspond to letters on dimensional drawing.

Disconnect enclosures will be up to 2 in [51 mm] wider than width dimensions in this table.

Swing-Out Panels for Ultimate Series Enclosures



For N412 Ultimate Series Wall-Mount Enclosures except N412-1PTC, -3PTC, -SS1PTC, -SS3PTC, -SSA1PTC, and -SSA3PTC

- Maximum swing 107°
- Convenient access to sub enclosure is provided via 1/4 turn pull-tab
- On solid doors, the clearance from the swing panel face to the interior door face is 1.25in [31.8mm] on window doors (when the door is closed)
- The kit includes the swing panel, brackets and hardware necessary for a tub flange install. Swing out panels meet 1 with enclosure door open
- Painted steel subpanels are painted white polyester powder over phosphated surfaces
- Fabricated from 14-gauge steel
- Mounting hardware is furnished with each panel

Note: HFWNSPxxxxC swing-out panels will not fit in older NEMA 4/12 enclosures (purchased prior to 3-23-05) that do not have a C suffix. For example: Swing-out panel HFWNSP1212C will not fit enclosures N41212126 or N412121206SS.

Shipping Schedule

Same day 1 - 5 days 1 - 7 days 1 - 15 days 1 - 20 days

Color indicates shipping lead time in business days.

Swing-Out Panels for Ultimate Series Enclosures

Part Number	Price	Panel Size CxE	Overall Dimensions HxW	Enclosure Nominal Size
HFWNSP1212C	\$128.00	9.75 x 9.75 [248 x 248]	10.50 x 10.62 [267 x 270]	12 x 12
HFWNSP1612C	\$133.00	13.75 x 9.75 [349 x 248]	14.50 x 10.62 [368 x 270]	16 x 12
HFWNSP1616C	\$140.00	13.75 x 13.75 [349 x 349]	14.50 x 14.62 [368 x 37]	16 x 16
HFWNSP1620C	\$160.00	13.75 x 17.75 [349 x 451]	14.50 x 18.62 [368 x 473]	16 x 20
HFWNSP2016C	\$147.00	17.75 x 13.75 [451 x 349]	18.50 x 14.62 [470 x 371]	20 x 16
HFWNSP2020C	\$156.00	17.75 x 17.75 [451 x 451]	18.50 x 18.62 [470 x 473]	20 x 20
HFWNSP2024C	\$179.00	17.75 x 21.75 [451 x 552]	18.50 x 22.62 [470 x 575]	20 x 24
HFWNSP2416C	\$167.00	21.75 x 13.75 [552 x 349]	22.50 x 14.62 [572 x 371]	24 x 16
HFWNSP2420C	\$165.00	21.75 x 17.75 [552 x 451]	22.50 x 18.62 [572 x 473]	24 x 20
HFWNSP2424C	\$176.00	21.75 x 21.75 [552 x 552]	22.50 x 22.62 [572 x 575]	24 x 24
HFWNSP3020C	\$194.00	27.75 x 17.75 [705 x 451]	28.50 x 18.62 [724 x 473]	30 x 20
HFWNSP3024C	\$192.00	27.75 x 21.75 [705 x 552]	28.50 x 22.62 [724 x 575]	30 x 24
HFWNSP3030C	\$212.00	27.75 x 27.75 [705 x 705]	28.50 x 28.62 [724 x 727]	30 x 30
HFWNSP3624C	\$208.00	33.75 x 21.75 [857 x 552]	34.50 x 22.62 [876 x 575]	36 x 24
HFWNSP3630C	\$232.00	33.75 x 27.75 [857 x 705]	34.50 x 28.62 [876 x 727]	36 x 30
HFWNSP3636C	\$256.00	33.75 x 33.75 [857 x 857]	34.50 x 34.62 [876 x 879]	36 x 36

Notes: Dimensions in inches [millimeters].
 Letters in table correspond to letters on dimensional drawings.
 If used in a two-door enclosure, a center panel support must be ordered.

Dimensions

