

# Ultimate Series NEMA 4, 12, and 13 Single-Door Wall-Mount with Slope-Top



## Applications

Designed to house and protect electrical and electronic components from harsh, dirty environments. For use in installations where dust, dirt, oil, water or other contaminants are present. Streamlined styling, sloped top, and an attractive, durable finish complement any high-tech electronic equipment.



## Construction

- Bodies and doors fabricated from 14-gauge steel
- Plasma welded seams
- 20° sloped top
- Sloped "Top tub flange"
- Polyurethane poured-in-place gasket
- Collar studs provided for mounting optional subpanels
- Grounding provisions provided
- Concealed hinges
- Increased tub openings to accommodate larger size (optional) subpanels
- Optional subpanels must be ordered separately
- Swing-out panel kits WAJCDFK and WANADFK will not work with these enclosures
- Doors are interchangeable and easily removable (open to 90° to remove door)
- 1/4 turn, semi-flush oil-tight latches supplied to hold door securely closed
- Mounting holes in rear of enclosure ody
- Uses N41214 series latches

## Finish

- ANSI 61 gray light-textured [N41212xxxxC] inside and outside over phosphatized surfaces
- Painted steel subpanels are white polyester powder over phosphatized surfaces
- Galvanized and stainless subpanels are a conductive finish (unpainted)

## Listings

- UL 508, 4, 12, and 13 [UL file E64791]
- Meets NEMA/EEMAC 4, 12, and 13 requirements
- Wall mounting brackets required to maintain UL/CSA external mounting requirements



Note: For current listings, please see [www.automationdirect.com](http://www.automationdirect.com)

Ultimate Series NEMA 4, 12, and 13 Single-Door Wall-Mount with Slope-Top – [cont.]								
ANSI 61 Gray Light-Textured	Price	Enclosure Size HxWxD	C	E	Painted Steel Subpanel	Stainless Steel Subpanel	Swing-Out Panel	
<a href="#">N412121206CST</a>	\$286.00	14.66 x 12.00 x 6.89 [372 x 305 x 175]	6 [152]	—	<a href="#">NP1212C</a>	—	<a href="#">HFWNSP1212C</a>	
<a href="#">N412161206CST</a>	\$289.00	18.66 x 12.00 x 6.89 [474 x 305 x 175]	8 [203]	—	<a href="#">NP1612C</a>	<a href="#">NP1612SSC</a>	<a href="#">HFWNSP1612C</a>	
<a href="#">N412161608CST</a>	\$369.00	19.39 x 16.00 x 8.89 [493 x 406 x 226]	8 [203]	—	<a href="#">NP1616C</a>	<a href="#">NP1616SSC</a>	<a href="#">HFWNSP1616C</a>	
<a href="#">N412201606CST</a>	\$386.00	22.66 x 16.00 x 6.89 [576 x 406 x 175]	10 [254]	—	<a href="#">NP2016C</a>	<a href="#">NP2016SSC</a>	<a href="#">HFWNSP2016C</a>	
<a href="#">N412201608CST</a>	\$397.00	23.39 x 16.00 x 8.89 [594 x 406 x 226]	10 [254]	—	<a href="#">NP2016C</a>	<a href="#">NP2016SSC</a>	<a href="#">HFWNSP2016C</a>	
<a href="#">N412202006CST</a>	\$407.00	22.66 x 20.00 x 6.89 [576 x 508 x 175]	10 [254]	—	<a href="#">NP2020C</a>	<a href="#">NP2020SSC</a>	<a href="#">HFWNSP2020C</a>	
<a href="#">N412202008CST</a>	\$430.00	23.39 x 20.00 x 8.89 [594 x 508 x 226]	10 [254]	—	<a href="#">NP2020C</a>	<a href="#">NP2020SSC</a>	<a href="#">HFWNSP2020C</a>	
<a href="#">N412242008CST</a>	\$461.00	27.39 x 20.00 x 8.89 [696 x 508 x 226]	12 [305]	—	<a href="#">NP2420C</a>	<a href="#">NP2420SSC</a>	<a href="#">HFWNSP2420C</a>	
<a href="#">N412242408CST</a>	\$499.00	27.39 x 24.00 x 8.89 [696 x 610 x 226]	4 [102]	16 [406]	<a href="#">NP2424C</a>	<a href="#">NP2424SSC</a>	<a href="#">HFWNSP2424C</a>	
<a href="#">N412242410CST</a>	\$513.00	28.12 x 24.00 x 10.89 [714 x 610 x 277]	4 [102]	16 [406]	<a href="#">NP2424C</a>	<a href="#">NP2424SSC</a>	<a href="#">HFWNSP2424C</a>	
<a href="#">N412242412CST</a>	\$554.00	28.85 x 24.00 x 12.89 [733 x 610 x 327]	4 [102]	16 [406]	<a href="#">NP2424C</a>	<a href="#">NP2424SSC</a>	<a href="#">HFWNSP2424C</a>	
<a href="#">N412302408CST</a>	\$554.00	33.39 x 24.00 x 8.89 [848 x 610 x 226]	4 [102]	28 [711]	<a href="#">NP3024C</a>	<a href="#">NP3024SSC</a>	<a href="#">HFWNSP3024C</a>	
<a href="#">N412302410CST</a>	\$569.00	34.12 x 24.00 x 10.89 [867 x 610 x 277]	4 [102]	22 [559]	<a href="#">NP3024C</a>	<a href="#">NP3024SSC</a>	<a href="#">HFWNSP3024C</a>	

Notes: Subpanels must be ordered separately.  
Dimensions in inches [millimeters].  
Letters in table correspond to letters on dimensional drawings.

Table continued on next page

# Ultimate Series NEMA 4, 12, and 13 Single-Door Wall-Mount with Slope-Top

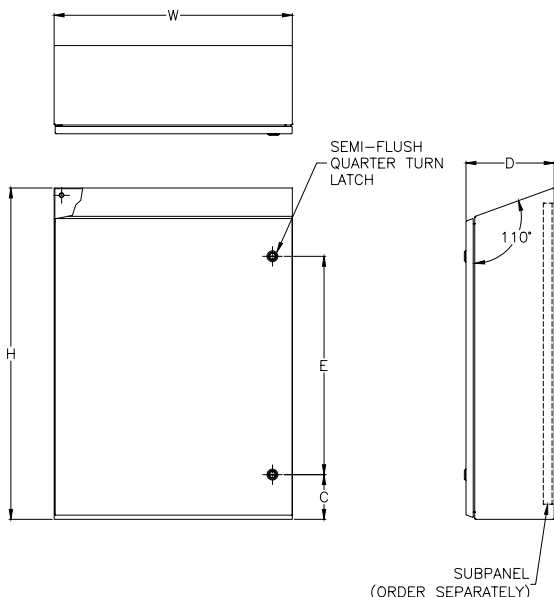


Table continued from previous page

Ultimate Series NEMA 4, 12, and 13 Single-Door Wall-Mount with Slope-Top – [cont.]							
ANSI 61 Gray Light-Textured	Price	Enclosure Size HxWxD	C	E	Painted Steel Subpanel	Stainless Steel Subpanel	Swing-Out Panel
<a href="#">N412302412CST</a>	\$615.00	34.85 x 24.00 x 12.89 [885 x 610 x 327]	4 [102]	22 [559]	<a href="#">NP3024C</a>	<a href="#">NP3024SSC</a>	<a href="#">HFWNSP3024C</a>
<a href="#">N412302420CST</a>	\$724.00	37.78 x 24.00 x 20.89 [960 x 610 x 531]	4 [102]	16 [406]	<a href="#">NP3024C</a>	<a href="#">NP3024SSC</a>	<a href="#">HFWNSP3024C</a>
<a href="#">N412303008CST</a>	\$635.00	33.39 x 30.00 x 8.89 [848 x 762 x 226]	4 [102]	22 [559]	<a href="#">NP3030C</a>	<a href="#">NP3030SSC</a>	<a href="#">HFWNSP3030C</a>
<a href="#">N412363008CST</a>	\$684.00	39.39 x 30.00 x 8.89 [1001 x 762 x 226]	4 [102]	28 [711]	<a href="#">NP3630C</a>	<a href="#">NP3630SSC</a>	<a href="#">HFWNSP3630C</a>
<a href="#">N412363010CST</a>	\$703.00	40.12 x 30.00 x 10.89 [1019 x 762 x 277]	4 [102]	28 [711]	<a href="#">NP3630C</a>	<a href="#">NP3630SSC</a>	<a href="#">HFWNSP3630C</a>
<a href="#">N412363012CST</a>	\$758.00	40.85 x 30.00 x 12.89 [1038 x 762 x 327]	4 [102]	28 [711]	<a href="#">NP3630C</a>	<a href="#">NP3630SSC</a>	<a href="#">HFWNSP3630C</a>
<a href="#">N412363016CST</a>	\$824.00	42.32 x 30.00 x 16.89 [1075 x 762 x 429]	4 [102]	16 [406]	<a href="#">NP3630C</a>	<a href="#">NP3630SSC</a>	<a href="#">HFWNSP3630C</a>
<a href="#">N412363612CST</a>	\$840.00	40.85 x 36.00 x 12.89 [1038 x 914 x 327]	4 [102]	28 [711]	<a href="#">NP3636C</a>	<a href="#">NP3636SSC</a>	<a href="#">HFWNSP3636C</a>
<a href="#">N412483610CST</a>	\$990.00	52.14 x 36.00 x 10.89 [1324 x 914 x 277]	24 [610]	—	<a href="#">NP4836C</a>	<a href="#">NP4836SSC</a>	—
<a href="#">N412483612CST</a>	\$1,033.00	52.87 x 36.00 x 12.89 [1343 x 914 x 327]	24 [610]	16 [406]	<a href="#">NP4836C</a>	<a href="#">NP4836SSC</a>	—
<a href="#">N412483616CST</a>	\$1,133.00	54.32 x 36.00 x 16.89 [1380 x 914 x 429]	24 [610]	22 [559]	<a href="#">NP4836C</a>	<a href="#">NP4836SSC</a>	—
<a href="#">N412603612CST</a>	\$1,205.00	64.87 x 36.00 x 12.89 [1648 x 914 x 327]	30 [762]	28 [711]	<a href="#">NP6036C</a>	<a href="#">NP6036SSC</a>	—

Notes: Subpanels must be ordered separately.  
 Dimensions in inches [millimeters].  
 Letters in table correspond to letters on dimensional drawings.

## Dimensions



Notes: Two hinges are provided when H<36 in [914 mm].  
 Three hinges are provided when H=36 in [914 mm] or greater.  
 Four hinges are provided when H=48 in [1219 mm] or greater.  
 Enclosures smaller than 24 in [610 mm] have one latch.

# Enclosure Subpanels



## Subpanels for NEMA 1, 12, 4 and 4X Wall-Mount Enclosures and WC9 NEMA 12 Operator Consoles

Painted Steel	Price	Galvanized	Price	304 Stainless Steel	Price	Nominal Enclosure Size HxW	Subpanel Size AxB
<a href="#">NP1212</a>	\$18.50	-	-	—	—	12 x 12	9.00 x 9.00 [229 x 229]
<a href="#">NP1224</a>	\$45.50	-	-	—	—	24 x 12	9.00 x 21.00 [229 x 533]
<a href="#">NP1612</a>	\$33.00	-	-	<a href="#">NP1612SS</a>	\$87.00	12 x 16 16 x 12	13.00 x 9.00 [330 x 229]
<a href="#">NP1616</a>	\$40.50	-	-	<a href="#">NP1616SS</a>	\$106.00	16 x 16	13.00 x 13.00 [330 x 330]
<a href="#">NP2012</a>	\$38.00	-	-	—	—	20 x 12	17.00 x 9.00 [432 x 229]
<a href="#">NP2016</a>	\$48.00	-	-	<a href="#">NP2016SS</a>	\$128.00	20 x 16	17.00 x 13.00 [432 x 330]
<a href="#">NP2020</a>	\$58.00	-	-	<a href="#">NP2020SS</a>	\$165.00	20 x 20	17.00 x 17.00 [432 x 432]
<a href="#">NP2416</a>	\$56.00	-	-	<a href="#">NP2416SS</a>	\$159.00	24 x 16	21.00 x 13.00 [533 x 330]
<a href="#">NP2420</a>	\$75.00	-	-	<a href="#">NP2420SS</a>	\$200.00	24 x 20	21.00 x 17.00 [533 x 432]
<a href="#">NP2424</a>	\$86.00	-	-	<a href="#">NP2424SS</a>	\$233.00	24 x 24	21.00 x 21.00 [533 x 533]
<a href="#">NP3016</a>	\$75.00	-	-	—	—	30 x 16	27.00 x 13.00 [686 x 330]
<a href="#">NP3020</a>	\$90.00	-	-	<a href="#">NP3020SS</a>	\$268.00	30 x 20	27.00 x 17.00 [686 x 432]
<a href="#">NP3024</a>	\$105.00	-	-	<a href="#">NP3024SS</a>	\$283.00	24 x 30 30 x 24	27.00 x 21.00 [686 x 533]
<a href="#">NP3030</a>	\$147.00	-	-	<a href="#">NP3030SS</a>	\$452.00	30 x 30	27.00 x 27.00 [686 x 686]
<a href="#">NP3624</a>	\$125.00	-	-	<a href="#">NP3624SS</a>	\$386.00	36 x 24	33.00 x 21.00 [838 x 533]
<a href="#">NP3630</a>	\$167.00	-	-	<a href="#">NP3630SS</a>	\$443.00	30 x 36 36 x 30	33.00 x 27.00 [838 x 686]
<a href="#">NP3636</a>	\$196.00	-	-	<a href="#">NP3636SS</a>	\$535.00	36 x 36	33.00 x 33.00 [838 x 838]
<a href="#">NP4024</a>	\$151.00	-	-	—	—	40 x 24	37.00 x 21.00 [940 x 533]
<a href="#">NP4224</a>	\$144.00	-	-	—	—	42 x 24	39.00 x 21.00 [991 x 533]
<a href="#">NP4230</a>	\$191.00	-	-	<a href="#">NP4230SS</a>	\$563.00	42 x 30	39.00 x 27.00 [991 x 686]
<a href="#">NP4236</a>	\$225.00	-	-	<a href="#">NP4236SS</a>	\$676.00	42 x 36	39.00 x 33.00 [991 x 838]
<a href="#">NP4824</a>	\$163.00	-	-	—	—	48 x 24	45.00 x 21.00 [1143 x 533]
<a href="#">NP4830</a>	\$215.00	-	-	—	—	48 x 30	45.00 x 27.00 [1143 x 686]
<a href="#">NP4836</a>	\$254.00	-	-	<a href="#">NP4836SS</a>	\$731.00	48 x 36	45.00 x 33.00 [1143 x 838]
<a href="#">NP6030</a>	\$263.00	-	-	—	—	60 x 30	57.00 x 27.00 [1448 x 686]
<a href="#">NP6036</a>	\$313.00	-	-	<a href="#">NP6036SS</a>	\$965.00	60 x 36	57.00 x 33.00 [1448 x 838]
<a href="#">NP7230</a>	\$302.00	<a href="#">NP7230G</a>	\$327.00	—	—	72 x 30	69.00 x 27.00 [1753 x 686]
<a href="#">NP7236</a>	\$371.00	<a href="#">NP7236G</a>	\$402.00	—	—	72 x 36	69.00 x 33.00 [1753 x 838]

Notes: Dimensions in inches [millimeters].

Letters in table correspond to letters on dimensional drawing.

Disconnect enclosures will be up to 2 in [51 mm] wider than width dimensions in this table.

# Enclosure Subpanels



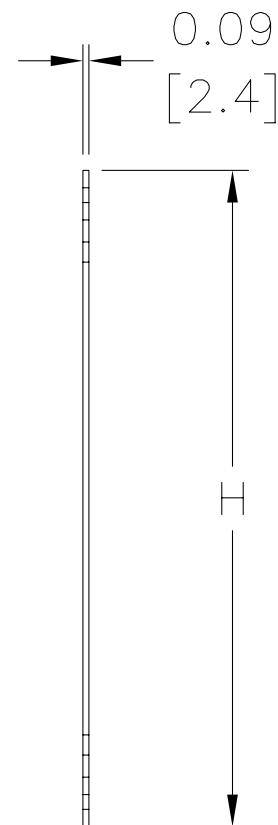
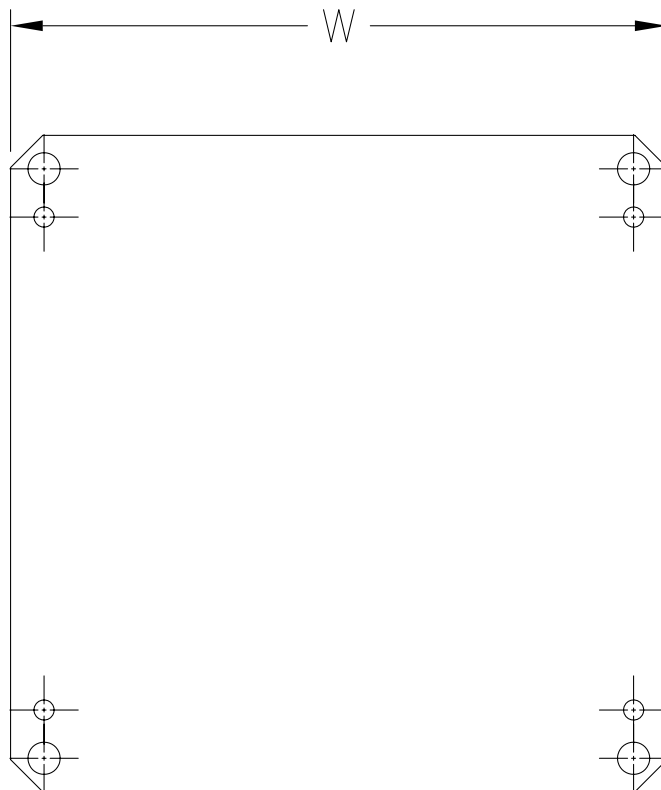
## Subpanels for Ultimate Series Wall-Mount Enclosures

- 12-gauge steel
- Subpanels with dimensions 30 x 30 in [ 762 x 762 mm] and larger are flanged on all sides. Smaller subpanels are flanged on two sides
- Painted steel subpanels are white polyester powder over phosphatized surfaces
- Galvanized subpanels have a conductive finish (no paint)
- Panels listed fit all styles of N412 Ultimate Series wall-mount enclosures, including slope top and disconnect enclosures

Note: NPxxxxC subpanels will not fit in older NEMA 4/12 enclosures (purchased prior to 3-23-05) that do not have a C suffix. For example: Subpanel NP1212C will not fit enclosures N412121206 or N412121206SS.



## Dimensions



# Enclosure Subpanels

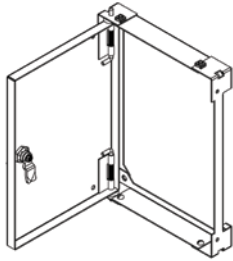


## Subpanels for Ultimate Series Wall-Mount Enclosures

Subpanels for Ultimate Series Wall-Mount Enclosures					
Painted Steel	Price	304 Stainless Steel	Price	Nominal Enclosure Size HxW*	Subpanel Size HxW
<a href="#">NP1212C</a>	\$15.50	—	—	12 x 12	10.20 x 10.20 [259 x 259]
<a href="#">NP1612C</a>	\$16.75	<a href="#">NP1612SSC</a>	\$87.00	16 x 12	14.20 x 10.20 [361 x 259]
<a href="#">NP1616C</a>	\$40.50	<a href="#">NP1616SSC</a>	\$106.00	16 x 16	14.20 x 14.20 [361 x 361]
<a href="#">NP2016C</a>	\$48.00	<a href="#">NP2016SSC</a>	\$128.00	16 x 20 20 x 16	18.20 x 14.20 [462 x 361]
<a href="#">NP2020C</a>	\$58.00	<a href="#">NP2020SSC</a>	\$165.00	20 x 20	18.20 x 18.20 [462 x 462]
<a href="#">NP2416C</a>	\$56.00	<a href="#">NP2416SSC</a>	\$159.00	24 x 16	22.20 x 14.20 [564 x 361]
<a href="#">NP2420C</a>	\$56.00	<a href="#">NP2420SSC</a>	\$200.00	24 x 20	22.20 x 18.20 [564 x 462]
<a href="#">NP2424C</a>	\$86.00	<a href="#">NP2424SSC</a>	\$233.00	24 x 24	22.20 x 22.20 [564 x 564]
<a href="#">NP3020C</a>	\$90.00	—	—	30 x 20	28.20 x 18.20 [716 x 462]
<a href="#">NP3024C</a>	\$105.00	<a href="#">NP3024SSC</a>	\$306.00	30 x 24	28.20 x 22.20 [716 x 564]
<a href="#">NP3030C</a>	\$147.00	<a href="#">NP3030SSC</a>	\$418.00	30 x 30	28.20 x 28.20 [716 x 716]
<a href="#">NP3624C</a>	\$125.00	<a href="#">NP3624SSC</a>	\$357.00	24 x 36 36 x 24	34.20 x 22.20 [869 x 564]
<a href="#">NP3630C</a>	\$167.00	<a href="#">NP3630SSC</a>	\$443.00	36 x 30	34.20 x 28.20 [869 x 716]
<a href="#">NP3636C</a>	\$196.00	<a href="#">NP3636SSC</a>	\$535.00	36 x 36	34.20 x 34.20 [869 x 869]
<a href="#">NP4224C</a>	\$244.00	—	—	24 x 42	40.20 x 22.20 [1021 x 564]
<a href="#">NP4024C</a>	\$151.00	—	—	40 x 24	38.20 x 22.20 [970 x 564]
<a href="#">NP4242C</a>	\$418.00	—	—	42 x 42	40.20 x 40.20 [1021 x 1021]
<a href="#">NP4230C</a>	\$225.00	—	—	30 x 42 42 x 32	40.20 x 28.20 [1021 x 716]
<a href="#">NP4236C</a>	\$225.00	<a href="#">NP4236SSC</a>	\$676.00	36 x 42 42 x 36	40.20 x 34.20 [1021 x 869]
<a href="#">NP4824C</a>	\$163.00	—	—	24 x 48 48 x 24	46.20 x 22.20 [1173 x 564]
<a href="#">NP4830C</a>	\$336.00	—	—	30 x 48	46.20 x 28.20 [1173 x 716]
<a href="#">NP4842C</a>	\$562.00	—	—	42 x 48	46.20 x 40.20 [1173 x 1021]
<a href="#">NP4836C</a>	\$254.00	<a href="#">NP4836SSC</a>	\$676.00	36 x 48 48 x 36	46.20 x 34.20 [1173 x 869]
<a href="#">NP4848C</a>	\$625.00	—	—	48 x 48	46.20 x 46.20 [1173 x 1173]
<a href="#">NP6030C</a>	\$446.00	—	—	30 x 60	58.20 x 28.20 [1478 x 716]
<a href="#">NP6036C</a>	\$313.00	<a href="#">NP6036SSC</a>	\$965.00	36 x 30 60 x 36	58.20 x 34.20 [1478 x 869]
<a href="#">NP6042C</a>	\$627.00	—	—	42 x 60	58.20 x 40.20 [1478 x 1021]

Notes: Dimensions in inches [millimeters].  
Letters in table correspond to letters on dimensional drawing.  
Disconnect enclosures will be up to 2 in [51 mm] wider than width dimensions in this table.

# Swing-Out Panels for Ultimate Series Enclosures



**For N412 Ultimate Series Wall-Mount Enclosures except N412-1PTC, -3PTC, -SS1PTC, -SS3PTC, -SSA1PTC, and -SSA3PTC**

- Maximum swing 107°
- Convenient access to sub enclosure is provided via 1/4 turn pull-tab
- On solid doors, the clearance from the swing panel face to the interior door face is 1.25in [31.8mm] on window doors (when the door is closed)
- The kit includes the swing panel, brackets and hardware necessary for a tub flange install. Swing out panels meet 1 with enclosure door open
- Painted steel subpanels are painted white polyester powder over phosphated surfaces
- Fabricated from 14-gauge steel
- Mounting hardware is furnished with each panel

Note: HFWNSPxxxxC swing-out panels will not fit in older NEMA 4/12 enclosures (purchased prior to 3-23-05) that do not have a C suffix. For example: Swing-out panel HFWNSP1212C will not fit enclosures N41212126 or N412121206SS.

Swing-Out Panels for Ultimate Series Enclosures				
Part Number	Price	Panel Size CxE	Overall Dimensions HxW	Enclosure Nominal Size
<a href="#">HFWNSP1212C</a>	\$128.00	9.75 x 9.75 [248 x 248]	10.50 x 10.62 [267 x 270]	12 x 12
<a href="#">HFWNSP1612C</a>	\$133.00	13.75 x 9.75 [349 x 248]	14.50 x 10.62 [368 x 270]	16 x 12
<a href="#">HFWNSP1616C</a>	\$140.00	13.75 x 13.75 [349 x 349]	14.50 x 14.62 [368 x 37]	16 x 16
<a href="#">HFWNSP1620C</a>	\$160.00	13.75 x 17.75 [349 x 451]	14.50 x 18.62 [368 x 473]	16 x 20
<a href="#">HFWNSP2016C</a>	\$147.00	17.75 x 13.75 [451 x 349]	18.50 x 14.62 [470 x 371]	20 x 16
<a href="#">HFWNSP2020C</a>	\$156.00	17.75 x 17.75 [451 x 451]	18.50 x 18.62 [ 470 x 473]	20 x 20
<a href="#">HFWNSP2024C</a>	\$179.00	17.75 x 21.75 [451 x 552]	18.50 x 22.62 [470 x 575]	20 x 24
<a href="#">HFWNSP2416C</a>	\$167.00	21.75 x 13.75 [552 x 349]	22.50 x 14.62 [572 x 371]	24 x 16
<a href="#">HFWNSP2420C</a>	\$165.00	21.75 x 17.75 [552 x 451]	22.50 x 18.62 [572 x 473]	24 x 20
<a href="#">HFWNSP2424C</a>	\$176.00	21.75 x 21.75 [552 x 552]	22.50 x 22.62 [572 x 575]	24 x 24
<a href="#">HFWNSP3020C</a>	\$194.00	27.75 x 17.75 [705 x 451]	28.50 x 18.62 [724 x 473]	30 x 20
<a href="#">HFWNSP3024C</a>	\$192.00	27.75 x 21.75 [705 x 552]	28.50 x 22.62 [724 x 575]	30 x 24
<a href="#">HFWNSP3030C</a>	\$212.00	27.75 x 27.75 [705 x 705]	28.50 x 28.62 [724 x 727]	30 x 30
<a href="#">HFWNSP3624C</a>	\$208.00	33.75 x 21.75 [857 x 552]	34.50 x 22.62 [876 x 575]	36 x 24
<a href="#">HFWNSP3630C</a>	\$232.00	33.75 x 27.75 [857 x 705]	34.50 x 28.62 [876 x 727]	36 x 30
<a href="#">HFWNSP3636C</a>	\$256.00	33.75 x 33.75 [857 x 857]	34.50 x 34.62 [876 x 879]	36 x 36

Notes: Dimensions in inches [millimeters].  
 Letters in table correspond to letters on dimensional drawings.  
 If used in a two-door enclosure, a center panel support must be ordered.

## Dimensions

