

Ultimate Series NEMA 4, 12, and 13 Single-Door Wall-Mount with Slope-Top



Applications

Designed to house and protect electrical and electronic components from harsh, dirty environments. For use in installations where dust, dirt, oil, water or other contaminants are present. Streamlined styling, sloped top, and an attractive, durable finish complement any high-tech electronic equipment.



Construction

- Bodies and doors fabricated from 14-gauge steel
- Plasma welded seams
- 20° sloped top
- Sloped "Top tub flange"
- Polyurethane poured-in-place gasket
- Collar studs provided for mounting optional subpanels
- Grounding provisions provided
- Concealed hinges
- Increased tub openings to accommodate larger size (optional) subpanels
- Optional subpanels must be ordered separately
- Swing-out panel kits WAJCDFK and WANADFK will not work with these enclosures
- Doors are interchangeable and easily removable (open to 90° to remove door)
- 1/4 turn, semi-flush oil-tight latches supplied to hold door securely closed
- Mounting holes in rear of enclosure ody
- Uses N41214 series latches

Finish

- ANSI 61 gray light-textured [N41212xxxxC] inside and outside over phosphatized surfaces
- Painted steel subpanels are white polyester powder over phosphatized surfaces
- Galvanized and stainless subpanels are a conductive finish (unpainted)

Listings

- UL 508, 4, 12, and 13 [UL file E64791]
- Meets NEMA/EEMAC 4, 12, and 13 requirements
- Wall mounting brackets required to maintain UL/CSA external mounting requirements



Note: For current listings, please see www.automationdirect.com

Shipping Schedule

Same day 1 - 5 days 1 - 7 days 1-10 days 1 - 15 days 1 - 20 days

Color indicates shipping lead time in business days.

Ultimate Series NEMA 4, 12, and 13 Single-Door Wall-Mount with Slope-Top – [cont.]

ANSI 61 Gray Light-Textured	Price	Enclosure Size HxWxD	C	E	Painted Steel Subpanel	Stainless Steel Subpanel	Swing-Out Panel
N412121206CST	\$286.00	14.66 x 12.00 x 6.89 [372 x 305 x 175]	6 [152]	—	NP1212C	—	HFWNSP1212C
N412161206CST	\$289.00	18.66 x 12.00 x 6.89 [474 x 305 x 175]	8 [203]	—	NP1612C	NP1612SSC	HFWNSP1612C
N412161608CST	\$369.00	19.39 x 16.00 x 8.89 [493 x 406 x 226]	8 [203]	—	NP1616C	NP1616SSC	HFWNSP1616C
N412201606CST	\$386.00	22.66 x 16.00 x 6.89 [576 x 406 x 175]	10 [254]	—	NP2016C	NP2016SSC	HFWNSP2016C
N412201608CST	\$397.00	23.39 x 16.00 x 8.89 [594 x 406 x 226]	10 [254]	—	NP2016C	NP2016SSC	HFWNSP2016C
N412202006CST	\$407.00	22.66 x 20.00 x 6.89 [576 x 508 x 175]	10 [254]	—	NP2020C	NP2020SSC	HFWNSP2020C
N412202008CST	\$430.00	23.39 x 20.00 x 8.89 [594 x 508 x 226]	10 [254]	—	NP2020C	NP2020SSC	HFWNSP2020C
N412242008CST	\$461.00	27.39 x 20.00 x 8.89 [696 x 508 x 226]	12 [305]	—	NP2420C	NP2420SSC	HFWNSP2420C
N412242408CST	\$499.00	27.39 x 24.00 x 8.89 [696 x 610 x 226]	4 [102]	16 [406]	NP2424C	NP2424SSC	HFWNSP2424C
N412242410CST	\$513.00	28.12 x 24.00 x 10.89 [714 x 610 x 277]	4 [102]	16 [406]	NP2424C	NP2424SSC	HFWNSP2424C
N412242412CST	\$554.00	28.85 x 24.00 x 12.89 [733 x 610 x 327]	4 [102]	16 [406]	NP2424C	NP2424SSC	HFWNSP2424C
N412302408CST	\$554.00	33.39 x 24.00 x 8.89 [848 x 610 x 226]	4 [102]	28 [711]	NP3024C	NP3024SSC	HFWNSP3024C
N412302410CST	\$569.00	34.12 x 24.00 x 10.89 [867 x 610 x 277]	4 [102]	22 [559]	NP3024C	NP3024SSC	HFWNSP3024C

Notes: Subpanels must be ordered separately.
Dimensions in inches [millimeters].
Letters in table correspond to letters on dimensional drawings.

Table continued on next page

Ultimate Series NEMA 4, 12, and 13 Single-Door Wall-Mount with Slope-Top



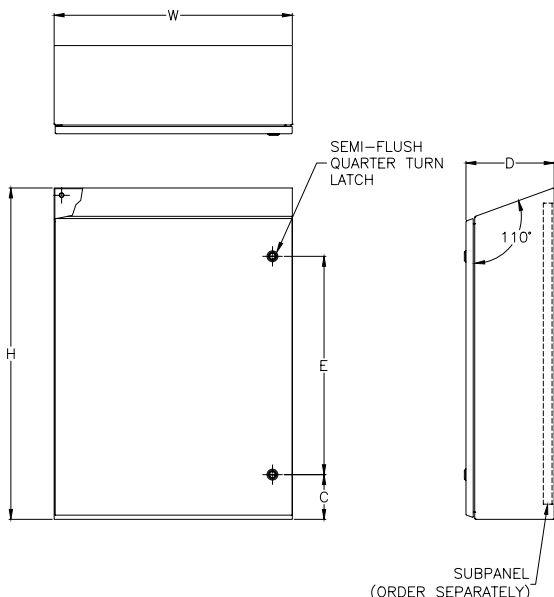
Shipping Schedule					
Same day	1 - 5 days	1 - 7 days	1-10 days	1 - 15 days	1 - 20 days
Color indicates shipping lead time in business days.					

Table continued from previous page

Ultimate Series NEMA 4, 12, and 13 Single-Door Wall-Mount with Slope-Top – [cont.]							
ANSI 61 Gray Light-Textured	Price	Enclosure Size HxWxD	C	E	Painted Steel Subpanel	Stainless Steel Subpanel	Swing-Out Panel
N412302412CST	\$615.00	34.85 x 24.00 x 12.89 [885 x 610 x 327]	4 [102]	22 [559]	NP3024C	NP3024SSC	HFWNSP3024C
N412302420CST	\$724.00	37.78 x 24.00 x 20.89 [960 x 610 x 531]	4 [102]	16 [406]	NP3024C	NP3024SSC	HFWNSP3024C
N412303008CST	\$635.00	33.39 x 30.00 x 8.89 [848 x 762 x 226]	4 [102]	22 [559]	NP3030C	NP3030SSC	HFWNSP3030C
N412363008CST	\$684.00	39.39 x 30.00 x 8.89 [1001 x 762 x 226]	4 [102]	28 [711]	NP3630C	NP3630SSC	HFWNSP3630C
N412363010CST	\$703.00	40.12 x 30.00 x 10.89 [1019 x 762 x 277]	4 [102]	28 [711]	NP3630C	NP3630SSC	HFWNSP3630C
N412363012CST	\$758.00	40.85 x 30.00 x 12.89 [1038 x 762 x 327]	4 [102]	28 [711]	NP3630C	NP3630SSC	HFWNSP3630C
N412363016CST	\$824.00	42.32 x 30.00 x 16.89 [1075 x 762 x 429]	4 [102]	16 [406]	NP3630C	NP3630SSC	HFWNSP3630C
N412363612CST	\$840.00	40.85 x 36.00 x 12.89 [1038 x 914 x 327]	4 [102]	28 [711]	NP3636C	NP3636SSC	HFWNSP3636C
N412483610CST	\$990.00	52.14 x 36.00 x 10.89 [1324 x 914 x 277]	24 [610]	—	NP4836C	NP4836SSC	—
N412483612CST	\$1,033.00	52.87 x 36.00 x 12.89 [1343 x 914 x 327]	24 [610]	16 [406]	NP4836C	NP4836SSC	—
N412483616CST	\$1,133.00	54.32 x 36.00 x 16.89 [1380 x 914 x 429]	24 [610]	22 [559]	NP4836C	NP4836SSC	—
N412603612CST	\$1,205.00	64.87 x 36.00 x 12.89 [1648 x 914 x 327]	30 [762]	28 [711]	NP6036C	NP6036SSC	—

Notes: Subpanels must be ordered separately.
 Dimensions in inches [millimeters].
 Letters in table correspond to letters on dimensional drawings.

Dimensions



Notes: Two hinges are provided when H<36 in [914 mm].
 Three hinges are provided when H=36 in [914 mm] or greater.
 Four hinges are provided when H=48 in [1219 mm] or greater.
 Enclosures smaller than 24 in [610 mm] have one latch.

Enclosure Subpanels



Shipping Schedule

Same day 1 - 5 days 1 - 7 days 1 - 15 days 1 - 20 days

Color indicates shipping lead time in business days.

Subpanels for NEMA 1, 12, 4 and 4X Wall-Mount Enclosures and WC9 NEMA 12 Operator Consoles

Painted Steel	Price	Galvanized	Price	304 Stainless Steel	Price	Nominal Enclosure Size HxW	Subpanel Size AxB
NP1212	\$18.50	-	-	—	—	12 x 12	9.00 x 9.00 [229 x 229]
NP1224	\$45.50	-	-	—	—	24 x 12	9.00 x 21.00 [229 x 533]
NP1612	\$33.00	-	-	NP1612SS	\$87.00	12 x 16 16 x 12	13.00 x 9.00 [330 x 229]
NP1616	\$40.50	-	-	NP1616SS	\$106.00	16 x 16	13.00 x 13.00 [330 x 330]
NP2012	\$38.00	-	-	—	—	20 x 12	17.00 x 9.00 [432 x 229]
NP2016	\$48.00	-	-	NP2016SS	\$128.00	20 x 16	17.00 x 13.00 [432 x 330]
NP2020	\$58.00	-	-	NP2020SS	\$165.00	20 x 20	17.00 x 17.00 [432 x 432]
NP2416	\$56.00	-	-	NP2416SS	\$159.00	24 x 16	21.00 x 13.00 [533 x 330]
NP2420	\$75.00	-	-	NP2420SS	\$200.00	24 x 20	21.00 x 17.00 [533 x 432]
NP2424	\$86.00	-	-	NP2424SS	\$233.00	24 x 24	21.00 x 21.00 [533 x 533]
NP3016	\$75.00	-	-	—	—	30 x 16	27.00 x 13.00 [686 x 330]
NP3020	\$90.00	-	-	NP3020SS	\$268.00	30 x 20	27.00 x 17.00 [686 x 432]
NP3024	\$105.00	-	-	NP3024SS	\$283.00	24 x 30 30 x 24	27.00 x 21.00 [686 x 533]
NP3030	\$147.00	-	-	NP3030SS	\$452.00	30 x 30	27.00 x 27.00 [686 x 686]
NP3624	\$125.00	-	-	NP3624SS	\$386.00	36 x 24	33.00 x 21.00 [838 x 533]
NP3630	\$167.00	-	-	NP3630SS	\$443.00	30 x 36 36 x 30	33.00 x 27.00 [838 x 686]
NP3636	\$196.00	-	-	NP3636SS	\$535.00	36 x 36	33.00 x 33.00 [838 x 838]
NP4024	\$151.00	-	-	—	—	40 x 24	37.00 x 21.00 [940 x 533]
NP4224	\$144.00	-	-	—	—	42 x 24	39.00 x 21.00 [991 x 533]
NP4230	\$191.00	-	-	NP4230SS	\$563.00	42 x 30	39.00 x 27.00 [991 x 686]
NP4236	\$225.00	-	-	NP4236SS	\$676.00	42 x 36	39.00 x 33.00 [991 x 838]
NP4824	\$163.00	-	-	—	—	48 x 24	45.00 x 21.00 [1143 x 533]
NP4830	\$215.00	-	-	—	—	48 x 30	45.00 x 27.00 [1143 x 686]
NP4836	\$254.00	-	-	NP4836SS	\$731.00	48 x 36	45.00 x 33.00 [1143 x 838]
NP6030	\$263.00	-	-	—	—	60 x 30	57.00 x 27.00 [1448 x 686]
NP6036	\$313.00	-	-	NP6036SS	\$965.00	60 x 36	57.00 x 33.00 [1448 x 838]
NP7230	\$302.00	NP7230G	\$327.00	—	—	72 x 30	69.00 x 27.00 [1753 x 686]
NP7236	\$371.00	NP7236G	\$402.00	—	—	72 x 36	69.00 x 33.00 [1753 x 838]

Notes: Dimensions in inches [millimeters].

Letters in table correspond to letters on dimensional drawing.

Disconnect enclosures will be up to 2 in [51 mm] wider than width dimensions in this table.

Enclosure Subpanels



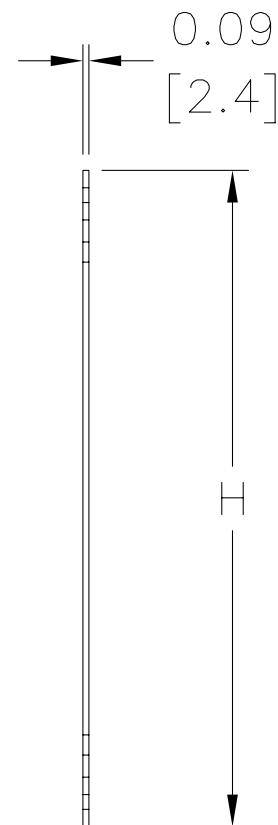
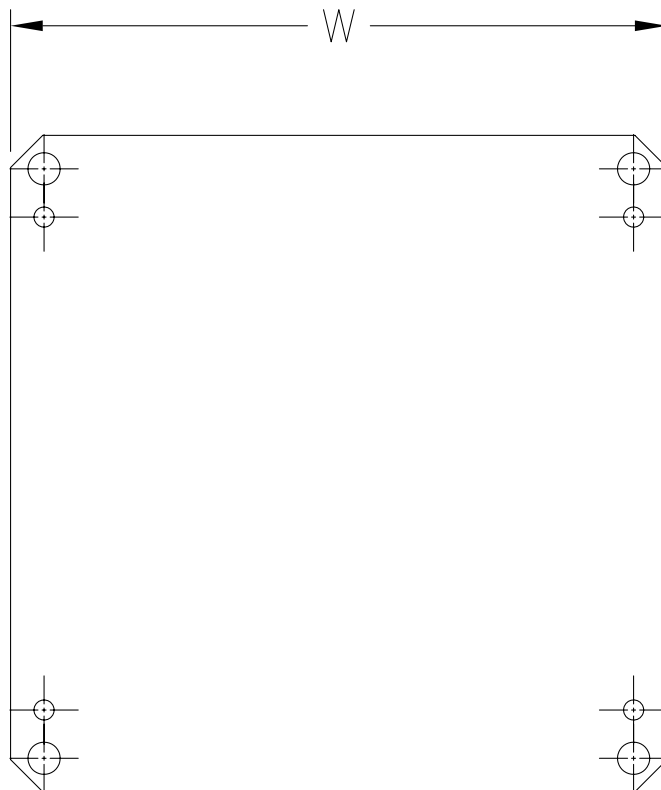
Subpanels for Ultimate Series Wall-Mount Enclosures

- 12-gauge steel
- Subpanels with dimensions 30 x 30 in [762 x 762 mm] and larger are flanged on all sides. Smaller subpanels are flanged on two sides
- Painted steel subpanels are white polyester powder over phosphatized surfaces
- Galvanized subpanels have a conductive finish (no paint)
- Panels listed fit all styles of N412 Ultimate Series wall-mount enclosures, including slope top and disconnect enclosures

Note: NPxxxxC subpanels will not fit in older NEMA 4/12 enclosures (purchased prior to 3-23-05) that do not have a C suffix. For example: Subpanel NP1212C will not fit enclosures N412121206 or N412121206SS.



Dimensions



Enclosure Subpanels



Subpanels for Ultimate Series Wall-Mount Enclosures

Shipping Schedule

Same day 1 - 5 days 1 - 7 days 1 - 15 days 1 - 20 days

Color indicates shipping lead time in business days.

Subpanels for Ultimate Series Wall-Mount Enclosures

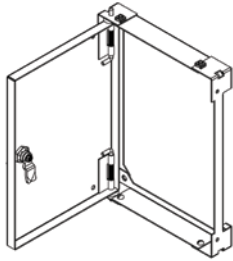
Painted Steel	Price	304 Stainless Steel	Price	Nominal Enclosure Size HxW*	Subpanel Size HxW
NP1212C	\$15.50	—	—	12 x 12	10.20 x 10.20 [259 x 259]
NP1612C	\$16.75	NP1612SSC	\$87.00	16 x 12	14.20 x 10.20 [361 x 259]
NP1616C	\$40.50	NP1616SSC	\$106.00	16 x 16	14.20 x 14.20 [361 x 361]
NP2016C	\$48.00	NP2016SSC	\$128.00	16 x 20 20 x 16	18.20 x 14.20 [462 x 361]
NP2020C	\$58.00	NP2020SSC	\$165.00	20 x 20	18.20 x 18.20 [462 x 462]
NP2416C	\$56.00	NP2416SSC	\$159.00	24 x 16	22.20 x 14.20 [564 x 361]
NP2420C	\$56.00	NP2420SSC	\$200.00	24 x 20	22.20 x 18.20 [564 x 462]
NP2424C	\$86.00	NP2424SSC	\$233.00	24 x 24	22.20 x 22.20 [564 x 564]
NP3020C	\$90.00	—	—	30 x 20	28.20 x 18.20 [716 x 462]
NP3024C	\$105.00	NP3024SSC	\$306.00	30 x 24	28.20 x 22.20 [716 x 564]
NP3030C	\$147.00	NP3030SSC	\$418.00	30 x 30	28.20 x 28.20 [716 x 716]
NP3624C	\$125.00	NP3624SSC	\$357.00	24 x 36 36 x 24	34.20 x 22.20 [869 x 564]
NP3630C	\$167.00	NP3630SSC	\$443.00	36 x 30	34.20 x 28.20 [869 x 716]
NP3636C	\$196.00	NP3636SSC	\$535.00	36 x 36	34.20 x 34.20 [869 x 869]
NP4224C	\$244.00	—	—	24 x 42	40.20 x 22.20 [1021 x 564]
NP4024C	\$151.00	—	—	40 x 24	38.20 x 22.20 [970 x 564]
NP4242C	\$418.00	—	—	42 x 42	40.20 x 40.20 [1021 x 1021]
NP4230C	\$225.00	—	—	30 x 42 42 x 32	40.20 x 28.20 [1021 x 716]
NP4236C	\$225.00	NP4236SSC	\$676.00	36 x 42 42 x 36	40.20 x 34.20 [1021 x 869]
NP4824C	\$163.00	—	—	24 x 48 48 x 24	46.20 x 22.20 [1173 x 564]
NP4830C	\$336.00	—	—	30 x 48	46.20 x 28.20 [1173 x 716]
NP4842C	\$562.00	—	—	42 x 48	46.20 x 40.20 [1173 x 1021]
NP4836C	\$254.00	NP4836SSC	\$676.00	36 x 48 48 x 36	46.20 x 34.20 [1173 x 869]
NP4848C	\$625.00	—	—	48 x 48	46.20 x 46.20 [1173 x 1173]
NP6030C	\$446.00	—	—	30 x 60	58.20 x 28.20 [1478 x 716]
NP6036C	\$313.00	NP6036SSC	\$965.00	36 x 30 60 x 36	58.20 x 34.20 [1478 x 869]
NP6042C	\$627.00	—	—	42 x 60	58.20 x 40.20 [1478 x 1021]

Notes: Dimensions in inches [millimeters].

Letters in table correspond to letters on dimensional drawing.

Disconnect enclosures will be up to 2 in [51 mm] wider than width dimensions in this table.

Swing-Out Panels for Ultimate Series Enclosures



For N412 Ultimate Series Wall-Mount Enclosures except N412-1PTC, -3PTC, -SS1PTC, -SS3PTC, -SSA1PTC, and -SSA3PTC

- Maximum swing 107°
- Convenient access to sub enclosure is provided via 1/4 turn pull-tab
- On solid doors, the clearance from the swing panel face to the interior door face is 1.25in [31.8mm] on window doors (when the door is closed)
- The kit includes the swing panel, brackets and hardware necessary for a tub flange install. Swing out panels meet 1 with enclosure door open
- Painted steel subpanels are painted white polyester powder over phosphated surfaces
- Fabricated from 14-gauge steel
- Mounting hardware is furnished with each panel

Note: HFWNSPxxxxC swing-out panels will not fit in older NEMA 4/12 enclosures (purchased prior to 3-23-05) that do not have a C suffix. For example: Swing-out panel HFWNSP1212C will not fit enclosures N41212126 or N412121206SS.

Shipping Schedule

Same day 1 - 5 days 1 - 7 days 1 - 15 days 1 - 20 days

Color indicates shipping lead time in business days.

Swing-Out Panels for Ultimate Series Enclosures

Part Number	Price	Panel Size CxE	Overall Dimensions HxW	Enclosure Nominal Size
HFWNSP1212C	\$128.00	9.75 x 9.75 [248 x 248]	10.50 x 10.62 [267 x 270]	12 x 12
HFWNSP1612C	\$133.00	13.75 x 9.75 [349 x 248]	14.50 x 10.62 [368 x 270]	16 x 12
HFWNSP1616C	\$140.00	13.75 x 13.75 [349 x 349]	14.50 x 14.62 [368 x 37]	16 x 16
HFWNSP1620C	\$160.00	13.75 x 17.75 [349 x 451]	14.50 x 18.62 [368 x 473]	16 x 20
HFWNSP2016C	\$147.00	17.75 x 13.75 [451 x 349]	18.50 x 14.62 [470 x 371]	20 x 16
HFWNSP2020C	\$156.00	17.75 x 17.75 [451 x 451]	18.50 x 18.62 [470 x 473]	20 x 20
HFWNSP2024C	\$179.00	17.75 x 21.75 [451 x 552]	18.50 x 22.62 [470 x 575]	20 x 24
HFWNSP2416C	\$167.00	21.75 x 13.75 [552 x 349]	22.50 x 14.62 [572 x 371]	24 x 16
HFWNSP2420C	\$165.00	21.75 x 17.75 [552 x 451]	22.50 x 18.62 [572 x 473]	24 x 20
HFWNSP2424C	\$176.00	21.75 x 21.75 [552 x 552]	22.50 x 22.62 [572 x 575]	24 x 24
HFWNSP3020C	\$194.00	27.75 x 17.75 [705 x 451]	28.50 x 18.62 [724 x 473]	30 x 20
HFWNSP3024C	\$192.00	27.75 x 21.75 [705 x 552]	28.50 x 22.62 [724 x 575]	30 x 24
HFWNSP3030C	\$212.00	27.75 x 27.75 [705 x 705]	28.50 x 28.62 [724 x 727]	30 x 30
HFWNSP3624C	\$208.00	33.75 x 21.75 [857 x 552]	34.50 x 22.62 [876 x 575]	36 x 24
HFWNSP3630C	\$232.00	33.75 x 27.75 [857 x 705]	34.50 x 28.62 [876 x 727]	36 x 30
HFWNSP3636C	\$256.00	33.75 x 33.75 [857 x 857]	34.50 x 34.62 [876 x 879]	36 x 36

Notes: Dimensions in inches [millimeters].
 Letters in table correspond to letters on dimensional drawings.
 If used in a two-door enclosure, a center panel support must be ordered.

Dimensions

