

Ultimate Series NEMA 4, 12, and 13 Single-Door Wall-Mount with 3-Point Handle



Applications

Designed to house and protect electrical and electronic components from harsh, dirty environments. For use in installations where dust, dirt, oil, water or other contaminants are present. Streamlined styling, 3-point latching with heavy-duty handle, and an attractive, durable finish complement any high-tech electronic equipment.



Construction

- Bodies and doors fabricated from 14-gauge steel
- Plasma welded seams
- Polyurethane poured-in-place gasket
- Collar studs provided for mounting optional subpanels
- Grounding provisions provided
- Concealed hinges
- Increased tub openings to accommodate larger size (optional) subpanels
- Optional subpanels must be ordered separately
- Swing-out panel kits WAJCDFK and WANADFK will not work with these enclosures
- Doors are interchangeable and easily removable (open to 90° to remove door)
- 3-point keylocking/padlocking combo handle
- Mounting holes in rear of enclosure
- Uses [WAL4 series handles](#) and [WAEMKA4 replacement key](#)

Finish

- ANSI 61 gray light-textured [N41212xxxxC] inside and outside over phosphatized surfaces
- Painted steel subpanels are white polyester powder over phosphatized surfaces
- Galvanized and stainless subpanels are a conductive finish (unpainted)

Listings

- UL 508, 4, 12, and 13 [UL file E64791]
- Meets NEMA/EEMAC 4, 12, and 13 requirements
- Wall mounting brackets required to maintain UL/CSA external mounting requirements



Note: For current listings, please see www.automationdirect.com

Shipping Schedule

Same day	1 - 5 days	1 - 7 days	1-10 days	1 - 15 days	1 - 20 days
----------	------------	------------	-----------	-------------	-------------

Color indicates shipping lead time in business days.

Ultimate Series NEMA 4, 12, and 13 Single-Door Wall-Mount with 3-Point Handle

ANSI 61 Gray Light-Textured	Price	Enclosure Size HxWxD	C	Painted Steel Subpanel	Stainless Steel Subpanel
N4122416063PTC	\$462.00	24.00 x 16.00 x 6.92 [610 x 406 x 176]	12 [305]	NP2416C	NP2416SSC
N4122416083PTC	\$472.00	24.00 x 16.00 x 8.92 [610 x 406 x 227]	12 [305]	NP2416C	NP2416SSC
N4122420063PTC	\$494.00	24.00 x 20.00 x 6.92 [610 x 508 x 176]	12 [305]	NP2420C	NP2420SSC
N4122420083PTC	\$505.00	24.00 x 20.00 x 8.92 [610 x 508 x 227]	12 [305]	NP2420C	NP2420SSC
N4122420123PTC	\$563.00	24.00 x 20.00 x 12.92 [610 x 508 x 328]	12 [305]	NP2420C	NP2420SSC
N4122424063PTC	\$525.00	24.00 x 24.00 x 6.92 [610 x 610 x 176]	12 [305]	NP2424C	NP2424SSC
N4122424083PTC	\$538.00	24.00 x 24.00 x 8.92 [610 x 610 x 227]	12 [305]	NP2424C	NP2424SSC
N4122424123PTC	\$587.00	24.00 x 24.00 x 12.92 [610 x 610 x 328]	12 [305]	NP2424C	NP2424SSC
N4122424163PTC	\$637.00	24.00 x 24.00 x 16.92 [610 x 610 x 430]	12 [305]	NP2424C	NP2424SSC
N4122424203PTC	\$696.00	24.00 x 24.00 x 20.92 [610 x 610 x 531]	12 [305]	NP2424C	NP2424SSC
N4122430083PTC	\$587.00	24.00 x 30.00 x 8.92 [610 x 762 x 227]	12 [305]	NP3024C	NP3024SSC
N4123020083PTC	\$561.00	30.00 x 20.00 x 8.92 [762 x 508 x 227]	15 [381]	NP3020C	—
N4123024083PTC	\$587.00	30.00 x 24.00 x 8.92 [762 x 610 x 227]	15 [381]	NP3024C	NP3024SSC

Notes: Subpanels must be ordered separately.

Dimensions in inches [millimeters].

Letters in table correspond to letters on dimensional drawings.

Table continued on next page

Ultimate Series NEMA 4, 12, and 13 Single-Door Wall-Mount with 3-Point Handle



Shipping Schedule					
Same day	1 - 5 days	1 - 7 days	1-10 days	1 - 15 days	1 - 20 days
Color indicates shipping lead time in business days.					

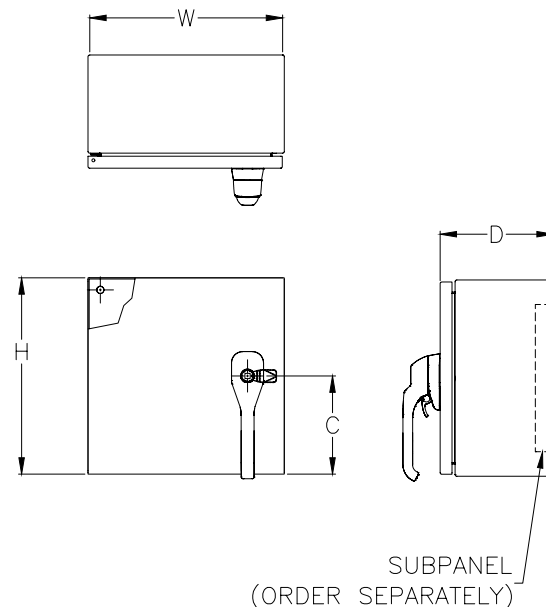
Table continued from previous page

Ultimate Series NEMA 4, 12, and 13 Single-Door Wall-Mount with 3-Point Handle					
ANSI 61 Gray Light-Textured	Price	Enclosure Size HxWxD	C	Painted Steel Subpanel	Stainless Steel Subpanel
N4123024123PTC	\$642.00	30.00 x 24.00 x 12.92 [762 x 610 x 328]	15 [381]	NP3024C	NP3024SSC
N4123024203PTC	\$758.00	30.00 x 24.00 x 20.92 [762 x 610 x 531]	15 [381]	NP3024C	NP3024SSC
N4123030083PTC	\$645.00	30.00 x 30.00 x 8.92 [762 x 762 x 227]	15 [381]	NP3030C	NP3030SSC
N4123030123PTC	\$707.00	30.00 x 30.00 x 12.92 [762 x 762 x 328]	15 [381]	NP3030C	NP3030SSC
N4123624083PTC	\$636.00	36.00 x 24.00 x 8.92 [914 x 610 x 227]	18 [457]	NP3624C	NP3624SSC
N4123624123PTC	\$702.00	36.00 x 24.00 x 12.92 [914 x 610 x 328]	18 [457]	NP3624C	NP3624SSC
N4123630083PTC	\$703.00	36.00 x 30.00 x 8.92 [914 x 762 x 227]	18 [457]	NP3630C	NP3630SSC
N4123630123PTC	\$771.00	36.00 x 30.00 x 12.92 [914 x 762 x 328]	18 [457]	NP3630C	NP3630SSC
N4123630163PTC	\$877.00	36.00 x 30.00 x 16.92 [914 x 762 x 430]	18 [457]	NP3630C	NP3630SSC
N4123630203PTC	\$957.00	36.00 x 30.00 x 20.92 [914 x 762 x 531]	18 [457]	NP3630C	NP3630SSC
N4123636083PTC	\$771.00	36.00 x 36.00 x 8.92 [914 x 914 x 227]	18 [457]	NP3636C	NP3636SSC
N4123636123PTC	\$908.00	36.00 x 36.00 x 12.92 [914 x 914 x 328]	18 [457]	NP3636C	NP3636SSC
N4124024123PTC	\$748.00	40.00 x 24.00 x 12.92 [1016 x 610 x 328]	20 [508]	NP4024C	—
N4124236123PTC	\$962.00	42.00 x 36.00 x 12.92 [1067 x 914 x 328]	21 [533]	NP4236C	NP4236SSC
N4124824123PTC	\$828.00	48.00 x 24.00 x 12.92 [1219 x 610 x 328]	24 [610]	NP4824C	—
N4124836123PTC	\$992.00	48.00 x 36.00 x 12.92 [1219 x 914 x 328]	24 [610]	NP4836C	NP4836SSC
N4124836163PTC	\$1,078.00	48.00 x 36.00 x 16.92 [1219 x 914 x 430]	24 [610]	NP4836C	NP4836SSC
N4126036123PTC	\$1,139.00	60.00 x 36.00 x 12.92 [1524 x 914 x 328]	30 [762]	NP6036C	NP6036SSC

Notes: Subpanels must be ordered separately.
 Dimensions in inches [millimeters].
 Letters in table correspond to letters on dimensional drawings.

Dimensions

Notes: Two hinges are provided when H < 36 in [914 mm].
 Three hinges are provided when H = 36 in [914 mm] or greater.
 Four hinges are provided when H = 48 in [1219 mm] or greater.



Enclosure Subpanels



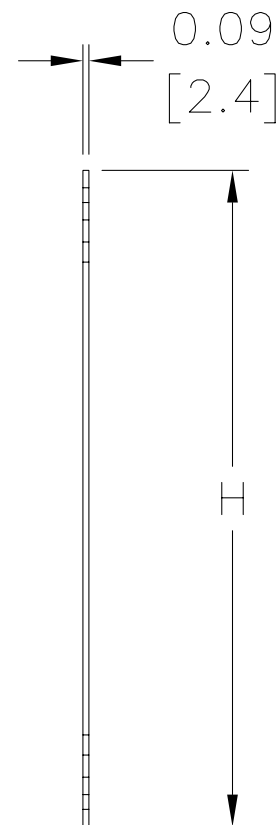
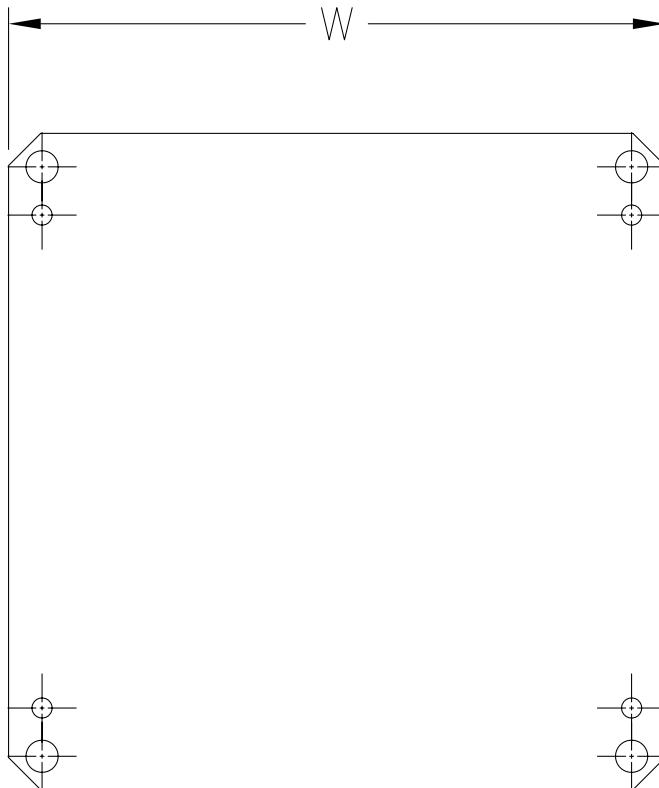
Subpanels for Ultimate Series Wall-Mount Enclosures

- 12-gauge steel
- Subpanels with dimensions 30 x 30 in [762 x 762 mm] and larger are flanged on all sides. Smaller subpanels are flanged on two sides
- Painted steel subpanels are white polyester powder over phosphatized surfaces
- Galvanized subpanels have a conductive finish (no paint)
- Panels listed fit all styles of N412 Ultimate Series wall-mount enclosures, including slope top and disconnect enclosures

Note: NPxxxxC subpanels will not fit in older NEMA 4/12 enclosures (purchased prior to 3-23-05) that do not have a C suffix. For example: Subpanel NP1212C will not fit enclosures N412121206 or N412121206SS.



Dimensions



Enclosure Subpanels



Subpanels for Ultimate Series Wall-Mount Enclosures

Shipping Schedule

Same day 1 - 5 days 1 - 7 days 1 - 15 days 1 - 20 days

Color indicates shipping lead time in business days.

Subpanels for Ultimate Series Wall-Mount Enclosures

Painted Steel	Price	304 Stainless Steel	Price	Nominal Enclosure Size HxW*	Subpanel Size HxW
NP1212C	\$15.50	—	—	12 x 12	10.20 x 10.20 [259 x 259]
NP1612C	\$16.75	NP1612SSC	\$87.00	16 x 12	14.20 x 10.20 [361 x 259]
NP1616C	\$40.50	NP1616SSC	\$106.00	16 x 16	14.20 x 14.20 [361 x 361]
NP2016C	\$48.00	NP2016SSC	\$128.00	16 x 20 20 x 16	18.20 x 14.20 [462 x 361]
NP2020C	\$58.00	NP2020SSC	\$165.00	20 x 20	18.20 x 18.20 [462 x 462]
NP2416C	\$56.00	NP2416SSC	\$159.00	24 x 16	22.20 x 14.20 [564 x 361]
NP2420C	\$56.00	NP2420SSC	\$200.00	24 x 20	22.20 x 18.20 [564 x 462]
NP2424C	\$86.00	NP2424SSC	\$233.00	24 x 24	22.20 x 22.20 [564 x 564]
NP3020C	\$90.00	—	—	30 x 20	28.20 x 18.20 [716 x 462]
NP3024C	\$105.00	NP3024SSC	\$306.00	30 x 24	28.20 x 22.20 [716 x 564]
NP3030C	\$147.00	NP3030SSC	\$418.00	30 x 30	28.20 x 28.20 [716 x 716]
NP3624C	\$125.00	NP3624SSC	\$357.00	24 x 36 36 x 24	34.20 x 22.20 [869 x 564]
NP3630C	\$167.00	NP3630SSC	\$443.00	36 x 30	34.20 x 28.20 [869 x 716]
NP3636C	\$196.00	NP3636SSC	\$535.00	36 x 36	34.20 x 34.20 [869 x 869]
NP4224C	\$244.00	—	—	24 x 42	40.20 x 22.20 [1021 x 564]
NP4024C	\$151.00	—	—	40 x 24	38.20 x 22.20 [970 x 564]
NP4242C	\$418.00	—	—	42 x 42	40.20 x 40.20 [1021 x 1021]
NP4230C	\$225.00	—	—	30 x 42 42 x 32	40.20 x 28.20 [1021 x 716]
NP4236C	\$225.00	NP4236SSC	\$676.00	36 x 42 42 x 36	40.20 x 34.20 [1021 x 869]
NP4824C	\$163.00	—	—	24 x 48 48 x 24	46.20 x 22.20 [1173 x 564]
NP4830C	\$336.00	—	—	30 x 48	46.20 x 28.20 [1173 x 716]
NP4842C	\$562.00	—	—	42 x 48	46.20 x 40.20 [1173 x 1021]
NP4836C	\$254.00	NP4836SSC	\$676.00	36 x 48 48 x 36	46.20 x 34.20 [1173 x 869]
NP4848C	\$625.00	—	—	48 x 48	46.20 x 46.20 [1173 x 1173]
NP6030C	\$446.00	—	—	30 x 60	58.20 x 28.20 [1478 x 716]
NP6036C	\$313.00	NP6036SSC	\$965.00	36 x 30 60 x 36	58.20 x 34.20 [1478 x 869]
NP6042C	\$627.00	—	—	42 x 60	58.20 x 40.20 [1478 x 1021]

Notes: Dimensions in inches [millimeters].

Letters in table correspond to letters on dimensional drawing.

Disconnect enclosures will be up to 2 in [51 mm] wider than width dimensions in this table.