

Ultimate Series NEMA 4, 12, and 13 Single-Door Wall-Mount with 1-Point Handle



Applications

Designed to house and protect electrical and electronic components from harsh, dirty environments. For use in installations where dust, dirt, oil, water or other contaminants are present. Streamlined styling, 1-point latching with heavy-duty handle, and an attractive, durable finish complement any high-tech electronic equipment.



Construction

- Bodies and doors fabricated from 14-gauge steel
- Plasma welded seams
- Polyurethane poured-in-place gasket
- Collar studs provided for mounting optional subpanels
- Grounding provisions provided
- Concealed hinges
- Increased tub openings to accommodate larger size (optional) subpanels
- Optional subpanels must be ordered separately
- Swing-out panel kits WAJCDFK and WANADFK will not work with these enclosures
- Doors are interchangeable and easily removable (open to 90° to remove door)
- 1-point keylocking/padlocking combo door handle
- Mounting holes in rear of enclosure
- Uses [WAL4 series handles](#) and [WAEMKA4 replacement key](#)

Finish

- ANSI 61 gray light-textured [N41212xxxxC] inside and outside over phosphatized surfaces
- Painted steel subpanels are white polyester powder over phosphatized surfaces
- Galvanized and stainless subpanels are a conductive finish (unpainted)

Listings

- UL 508, 4, 12, and 13 [UL file E64791]
- Meets NEMA/EEMAC 4, 12, and 13 requirements
- Wall mounting brackets required to maintain UL/CSA external mounting requirements



Note: For current listings, please see www.automationdirect.com

Shipping Schedule

Same day 1 - 5 days 1 - 7 days 1-10 days 1 - 15 days 1 - 20 days

Color indicates shipping lead time in business days.

Ultimate Series NEMA 4, 12, and 13 Single-Door Wall-Mount with 1-Point Handle

ANSI 61 Gray Light-Textured	Price	Enclosure Size HxWxD	C	Painted Steel Subpanel	Stainless Steel Subpanel	Swing-Out Panel
N4121212061PTC	\$366.00	12.00 x 12.00 x 6.92 [305 x 305 x 176]	6 [152]	NP1212C	—	HFWNSP1212C
N4121612061PTC	\$384.00	16.00 x 12.00 x 6.92 [406 x 305 x 176]	8 [203]	NP1612C	NP1612SSC	HFWNSP1612C
N4121612081PTC	\$401.00	16.00 x 12.00 x 8.92 [406 x 305 x 227]	8 [203]	NP1612C	NP1612SSC	HFWNSP1612C
N4121616061PTC	\$407.00	16.00 x 16.00 x 6.92 [406 x 406 x 176]	8 [203]	NP1616C	NP1616SSC	HFWNSP1616C
N4121616081PTC	\$423.00	16.00 x 16.00 x 8.92 [406 x 406 x 227]	8 [203]	NP1616C	NP1616SSC	HFWNSP1616C
N4121620061PTC	\$431.00	16.00 x 20.00 x 6.92 [406 x 508 x 176]	8 [203]	NP2016C	NP2016SSC	HFWNSP1620C
N4121620081PTC	\$448.00	16.00 x 20.00 x 8.92 [406 x 508 x 227]	8 [203]	NP2016C	NP2016SSC	HFWNSP1620C
N4122016061PTC	\$432.00	20.00 x 16.00 x 6.92 [508 x 406 x 176]	10 [254]	NP2016C	NP2016SSC	HFWNSP2016C
N4122016081PTC	\$447.00	20.00 x 16.00 x 8.92 [508 x 406 x 227]	10 [254]	NP2016C	NP2016SSC	HFWNSP2016C
N4122020061PTC	\$456.00	20.00 x 20.00 x 6.92 [508 x 508 x 176]	10 [254]	NP2020C	NP2020SSC	HFWNSP2020C
N4122020081PTC	\$476.00	20.00 x 20.00 x 8.92 [508 x 508 x 227]	10 [254]	NP2020C	NP2020SSC	HFWNSP2020C
N4122020121PTC	\$517.00	20.00 x 20.00 x 12.92 [508 x 508 x 328]	10 [254]	NP2020C	NP2020SSC	HFWNSP2020C
N4122024081PTC	\$508.00	20.00 x 24.00 x 8.92 [508 x 610 x 227]	10 [254]	NP2420C	NP2420SSC	HFWNSP2024C

Notes: Subpanels must be ordered separately.

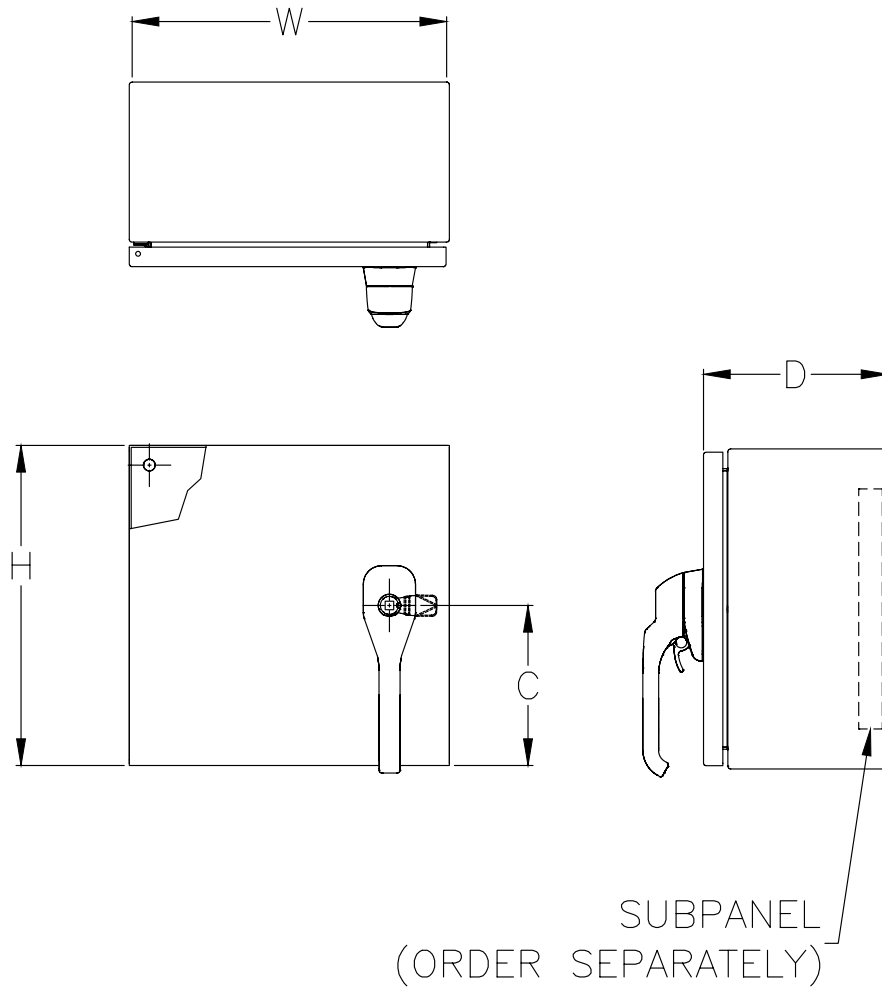
Dimensions in inches [millimeters].

Letters in table correspond to letters on dimensional drawings.

Ultimate Series NEMA 4, 12, and 13 Single-Door Wall-Mount with 1-Point Handle



Dimensions



Notes: Two hinges are provided when $H < 36$ in [914 mm].
 Three hinges are provided when $H = 36$ in [914 mm] or greater.
 Four hinges are provided when $H = 48$ in [1219 mm] or greater.

Enclosure Subpanels



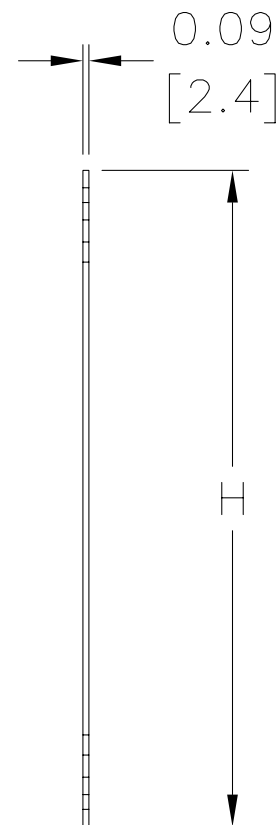
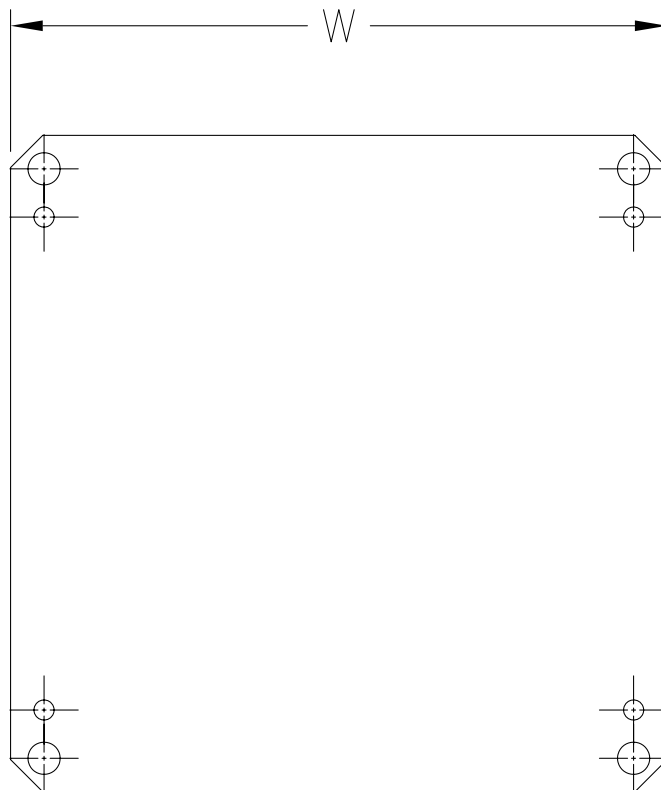
Subpanels for Ultimate Series Wall-Mount Enclosures

- 12-gauge steel
- Subpanels with dimensions 30 x 30 in [762 x 762 mm] and larger are flanged on all sides. Smaller subpanels are flanged on two sides
- Painted steel subpanels are white polyester powder over phosphatized surfaces
- Galvanized subpanels have a conductive finish (no paint)
- Panels listed fit all styles of N412 Ultimate Series wall-mount enclosures, including slope top and disconnect enclosures

Note: NPxxxxC subpanels will not fit in older NEMA 4/12 enclosures (purchased prior to 3-23-05) that do not have a C suffix. For example: Subpanel NP1212C will not fit enclosures N412121206 or N412121206SS.



Dimensions



Enclosure Subpanels



Subpanels for Ultimate Series Wall-Mount Enclosures

Shipping Schedule

Same day 1 - 5 days 1 - 7 days 1 - 15 days 1 - 20 days

Color indicates shipping lead time in business days.

Subpanels for Ultimate Series Wall-Mount Enclosures

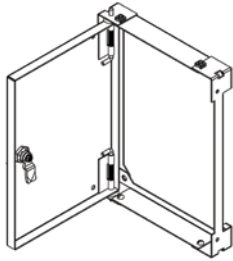
Painted Steel	Price	304 Stainless Steel	Price	Nominal Enclosure Size HxW*	Subpanel Size HxW
NP1212C	\$15.50	—	—	12 x 12	10.20 x 10.20 [259 x 259]
NP1612C	\$16.75	NP1612SSC	\$87.00	16 x 12	14.20 x 10.20 [361 x 259]
NP1616C	\$40.50	NP1616SSC	\$106.00	16 x 16	14.20 x 14.20 [361 x 361]
NP2016C	\$48.00	NP2016SSC	\$128.00	16 x 20 20 x 16	18.20 x 14.20 [462 x 361]
NP2020C	\$58.00	NP2020SSC	\$165.00	20 x 20	18.20 x 18.20 [462 x 462]
NP2416C	\$56.00	NP2416SSC	\$159.00	24 x 16	22.20 x 14.20 [564 x 361]
NP2420C	\$56.00	NP2420SSC	\$200.00	24 x 20	22.20 x 18.20 [564 x 462]
NP2424C	\$86.00	NP2424SSC	\$233.00	24 x 24	22.20 x 22.20 [564 x 564]
NP3020C	\$90.00	—	—	30 x 20	28.20 x 18.20 [716 x 462]
NP3024C	\$105.00	NP3024SSC	\$306.00	30 x 24	28.20 x 22.20 [716 x 564]
NP3030C	\$147.00	NP3030SSC	\$418.00	30 x 30	28.20 x 28.20 [716 x 716]
NP3624C	\$125.00	NP3624SSC	\$357.00	24 x 36 36 x 24	34.20 x 22.20 [869 x 564]
NP3630C	\$167.00	NP3630SSC	\$443.00	36 x 30	34.20 x 28.20 [869 x 716]
NP3636C	\$196.00	NP3636SSC	\$535.00	36 x 36	34.20 x 34.20 [869 x 869]
NP4224C	\$244.00	—	—	24 x 42	40.20 x 22.20 [1021 x 564]
NP4024C	\$151.00	—	—	40 x 24	38.20 x 22.20 [970 x 564]
NP4242C	\$418.00	—	—	42 x 42	40.20 x 40.20 [1021 x 1021]
NP4230C	\$225.00	—	—	30 x 42 42 x 32	40.20 x 28.20 [1021 x 716]
NP4236C	\$225.00	NP4236SSC	\$676.00	36 x 42 42 x 36	40.20 x 34.20 [1021 x 869]
NP4824C	\$163.00	—	—	24 x 48 48 x 24	46.20 x 22.20 [1173 x 564]
NP4830C	\$336.00	—	—	30 x 48	46.20 x 28.20 [1173 x 716]
NP4842C	\$562.00	—	—	42 x 48	46.20 x 40.20 [1173 x 1021]
NP4836C	\$254.00	NP4836SSC	\$676.00	36 x 48 48 x 36	46.20 x 34.20 [1173 x 869]
NP4848C	\$625.00	—	—	48 x 48	46.20 x 46.20 [1173 x 1173]
NP6030C	\$446.00	—	—	30 x 60	58.20 x 28.20 [1478 x 716]
NP6036C	\$313.00	NP6036SSC	\$965.00	36 x 30 60 x 36	58.20 x 34.20 [1478 x 869]
NP6042C	\$627.00	—	—	42 x 60	58.20 x 40.20 [1478 x 1021]

Notes: Dimensions in inches [millimeters].

Letters in table correspond to letters on dimensional drawing.

Disconnect enclosures will be up to 2 in [51 mm] wider than width dimensions in this table.

Swing-Out Panels for Ultimate Series Enclosures



For N412 Ultimate Series Wall-Mount Enclosures except N412-1PTC, -3PTC, -SS1PTC, -SS3PTC, -SSA1PTC, and -SSA3PTC

- Maximum swing 107°
- Convenient access to sub enclosure is provided via 1/4 turn pull-tab
- On solid doors, the clearance from the swing panel face to the interior door face is 1.25in [31.8mm] on window doors (when the door is closed)
- The kit includes the swing panel, brackets and hardware necessary for a tub flange install. Swing out panels meet 1 with enclosure door open
- Painted steel subpanels are painted white polyester powder over phosphated surfaces
- Fabricated from 14-gauge steel
- Mounting hardware is furnished with each panel

Note: HFWNSPxxxxC swing-out panels will not fit in older NEMA 4/12 enclosures (purchased prior to 3-23-05) that do not have a C suffix. For example: Swing-out panel HFWNSP1212C will not fit enclosures N41212126 or N412121206SS.

Shipping Schedule

Same day 1 - 5 days 1 - 7 days 1 - 15 days 1 - 20 days

Color indicates shipping lead time in business days.

Swing-Out Panels for Ultimate Series Enclosures

Part Number	Price	Panel Size CxE	Overall Dimensions HxW	Enclosure Nominal Size
HFWNSP1212C	\$128.00	9.75 x 9.75 [248 x 248]	10.50 x 10.62 [267 x 270]	12 x 12
HFWNSP1612C	\$133.00	13.75 x 9.75 [349 x 248]	14.50 x 10.62 [368 x 270]	16 x 12
HFWNSP1616C	\$140.00	13.75 x 13.75 [349 x 349]	14.50 x 14.62 [368 x 37]	16 x 16
HFWNSP1620C	\$160.00	13.75 x 17.75 [349 x 451]	14.50 x 18.62 [368 x 473]	16 x 20
HFWNSP2016C	\$147.00	17.75 x 13.75 [451 x 349]	18.50 x 14.62 [470 x 371]	20 x 16
HFWNSP2020C	\$156.00	17.75 x 17.75 [451 x 451]	18.50 x 18.62 [470 x 473]	20 x 20
HFWNSP2024C	\$179.00	17.75 x 21.75 [451 x 552]	18.50 x 22.62 [470 x 575]	20 x 24
HFWNSP2416C	\$167.00	21.75 x 13.75 [552 x 349]	22.50 x 14.62 [572 x 371]	24 x 16
HFWNSP2420C	\$165.00	21.75 x 17.75 [552 x 451]	22.50 x 18.62 [572 x 473]	24 x 20
HFWNSP2424C	\$176.00	21.75 x 21.75 [552 x 552]	22.50 x 22.62 [572 x 575]	24 x 24
HFWNSP3020C	\$194.00	27.75 x 17.75 [705 x 451]	28.50 x 18.62 [724 x 473]	30 x 20
HFWNSP3024C	\$192.00	27.75 x 21.75 [705 x 552]	28.50 x 22.62 [724 x 575]	30 x 24
HFWNSP3030C	\$212.00	27.75 x 27.75 [705 x 705]	28.50 x 28.62 [724 x 727]	30 x 30
HFWNSP3624C	\$208.00	33.75 x 21.75 [857 x 552]	34.50 x 22.62 [876 x 575]	36 x 24
HFWNSP3630C	\$232.00	33.75 x 27.75 [857 x 705]	34.50 x 28.62 [876 x 727]	36 x 30
HFWNSP3636C	\$256.00	33.75 x 33.75 [857 x 857]	34.50 x 34.62 [876 x 879]	36 x 36

Notes: Dimensions in inches [millimeters].
 Letters in table correspond to letters on dimensional drawings.
 If used in a two-door enclosure, a center panel support must be ordered.

Dimensions

