

Schmersal

Two-Hand Control

Replacement Pushbuttons


SCHMERSAL
**EDRR40RT****EDP55SW**

Schmersal Two-Hand Control Replacement Pushbuttons*

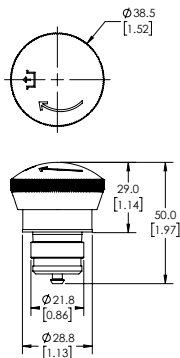
Part Number	EDRR40RT **	EDP55SW
Price	\$31.50	\$40.50
Description	Emergency stop pushbutton with mounting flange, push to latch, twist and pull to unlatch, front plate mounting	Momentary pushbutton with mounting flange, front plate mounting
Front Ring Color	Gold	Silver
Mounting Diameter	22.3 mm [0.88 in]	22.3 mm [0.88 in]
Actuating Stroke	5mm [0.20 in]	5mm [0.20 in]
Dome Material	Anodized aluminum	Anodized aluminum
Front Ring Material	Anodized aluminum	Anodized aluminum
Front Panel Thickness	1.5 to 6 mm [0.06 to 0.24 in]	1.5 to 6 mm [0.06 to 0.24 in]
Weight	91g [3.20 oz]	91g [3.20 oz]
Mounting Screws Tightening Torque	0.6 N•m [0.44 lb•ft]	0.6 N•m [0.44 lb•ft]
Ambient Temperature	-25°C to +75°C [-13°F to +167°F]	-25°C to +75°C [-13°F to +167°F]
Shock Resistance	30g / 18ms	30g / 18ms
Ingress Protection Rating	IP65	IP65
Mechanical Life	100,000 operations	1,000,000 operations
Standards	EN 60947-5-1; EN 60947-1; UL File E57648	EN 60947-5-1; UL File 57648
Dimensional Drawing	PDF	PDF

* Operator only. Purchase contact blocks separately.

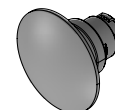
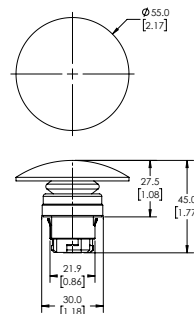
** Part number EFR is required to use this operator

Dimensions

mm [in]

EDRR40RT

ISOMETRIC VIEW

EDP55SW

ISOMETRIC VIEW

Schmersal Legend Plate

Part Number	Price	Description	Dimensional Drawing
MDP-8.1	\$4.00	Schmersal legend plate, thermoplastic, round, yellow field, yellow background, blank legend plate.	PDF

**MDP-8.1**



SCHMERSAL Contact Blocks



EF03.2



EF10.1



EF103.2

















EF220.2



EF303.2



EFM

Contact Blocks								
Part Number	Price	Qty.	Drawing Link	Contacts	Mounting Position	Travel Diagram (mm)	Wiring Diagram	Application
EF10.1*	\$9.25	1	PDF	1 N.C.	1			Standard
EF10.2*	\$9.25	1	PDF		2			
EF10.3*	\$9.25	1	PDF		3			
EF03.1	\$9.25	1	PDF	1 N.O.	1			
EF03.2	\$9.25	1	PDF		2			
EF03.3	\$9.25	1	PDF		3			
EF110.1*	\$14.00	1	PDF	2 N.C.	1			
EF110.2*	\$14.50	1	PDF		2			
EF110.3*	\$14.50	1	PDF		3			
EF033.1	\$14.50	1	PDF	2 N.O.	1			
EF033.2	\$14.50	1	PDF		2			
EF033.3	\$14.50	1	PDF		3			
EF103.1*	\$11.50	1	PDF	1 N.C. / 1 N.O.	1			
EF103.2*	\$11.50	1	PDF		2			
EF103.3*	\$11.50	1	PDF		3			
EF220.1**	\$14.50	1	PDF	2 N.C.	1			Emergency Stop
EF220.2**	\$14.50	1	PDF		2			
EF220.3**	\$14.50	1	PDF		3			
EF303.1**	\$11.50	1	PDF	1 N.C. / 1 N.O.	1			
EF303.2**	\$11.50	1	PDF		2			
EF303.3**	\$11.50	1	PDF		3			

*Not suitable for Emergency Stop devices

**Not suitable for maintained selector switches NWS/NWT

Travel Diagram Legend

= contact closed

= contact open

Numbers indicate distance in mm

Mounting Flange			
Part Number	Price	Description	Drawing Link
EFM	\$5.00	Schmersal mounting flange, replacement. For use with E and N series pushbuttons.	PDF

Safety Products



Warning: Safety products sold by AutomationDirect are Safety components only. The purchaser/installer is solely responsible for the application of these components and ensuring all necessary steps have been taken to assure each application and use meets all performance and applicable safety requirements and/or local, national and/or international safety codes as required by the application. AutomationDirect cannot certify that our products, used solely or in conjunction with other AutomationDirect or other vendors' products, will assure safety for any application. Any person using or applying any products sold by AutomationDirect is responsible for learning the safety requirements for their individual application and applying them, and therefore assumes all risks, and accepts full and complete responsibility, for the selection and suitability of the product for their respective application.

AutomationDirect does not provide design or consulting services, and cannot advise whether any specific application or use of our products would ensure compliance with the safety requirements for any application.