

Schmersal Configurable Safety Relays



SRB-E Electronic Safety Relays



The SRB-E modules are a series of multi-functional, configurable electronic safety relays. Each module can be adjusted to one of multiple preset configurations, which include selecting the type of reset, activating or deactivating cross-wire monitoring, and selecting the monitored contact configuration – all via the rotary dial on the front of the unit.

The SRB-E series provides a higher level of diagnostic capabilities with LEDs for both controller status as well as error fault codes, assisting with troubleshooting safety circuits.

Once the configurations have been set, the lid may be closed and sealed to prevent tampering with the settings.

Features

- Modules with safe PNP outputs
- Modules with safe relay outputs
- Modules with monitoring of two-hand controls
- Modules with monitored input expansion up to Cat 4 PLE
- Fast cycle times (60 switching cycles/min)
- Modules with high 5.5A PNP switching capacity
- Snap-in blank equipment labels
- Removable terminal blocks for easy wiring

Schmersal SRB-E Electronic Safety Relays Selection Chart

| Part Number | Price | Drawing | Emergency stop monitoring | Safety guard monitoring | Pull wire emergency stop | Magnetic safety sensors | Light curtains | Input expander module for up to 4 sensors | Two hand control panels | Input signals: 1 channel | Input signals: 2 channel | Input signals: antivalent | Cross-wire detection | Start button/ autostart | Start button with edge detection | Safe Stop 0 dry contact | Safe Stop 0 semiconductor | Safe Stop 1 dry contact | Safe Stop 1 semiconductor | Not safe dry contact | Not safe semiconductor | |
|-----------------------------------------------|----------|---------------------|---------------------------|-------------------------|--------------------------|-------------------------|----------------|-------------------------------------------|-------------------------|--------------------------|--------------------------|---------------------------|----------------------|-------------------------|----------------------------------|-------------------------|---------------------------|-------------------------|---------------------------|----------------------|------------------------|---|
| | | | ✓ ALLOWABLE | | | | | | | | | | | | | | | | | | | |
| | | | Applications | | | | | | Input Signals | | | | Start Conditions | | Output Contacts | | | | | | | |
| SRB-E-201LC | \$171.00 | PDF | ✓ | ✓ | ✓ | ✓ | ✓ | | | ✓ | ✓ | ✓ | ✓ | | ✓ | | 2 | | | | 1 | |
| SRB-E-201ST | \$257.00 | PDF | ✓ | ✓ | ✓ | ✓ | ✓ | | ✓ | ✓ | ✓ | ✓ | ✓ | | ✓ | | 2 | | | | 1 | |
| SRB-E-201ST-CC | \$269.00 | PDF | ✓ | ✓ | ✓ | ✓ | ✓ | | ✓ | ✓ | ✓ | ✓ | ✓ | | ✓ | | 2 | | | | 1 | |
| SRB-E-301ST | \$216.00 | PDF | ✓ | ✓ | ✓ | ✓ | ✓ | | | ✓ | ✓ | ✓ | ✓ | ✓ | ✓ | 3 | | | | | 1 | |
| SRB-E-301ST-CC | \$228.00 | PDF | ✓ | ✓ | ✓ | ✓ | ✓ | | | ✓ | ✓ | ✓ | ✓ | ✓ | ✓ | 3 | | | | | 1 | |
| SRB-E-402EM | \$191.00 | PDF | ✓ | ✓ | ✓ | ✓ | ✓ | | | ✓ | ✓ | ✓ | ✓ | ✓ | ✓ | 4 | | | | | 2 | |
| SRB-E-232ST | \$366.00 | PDF | ✓ | ✓ | ✓ | ✓ | ✓ | | | ✓ | ✓ | ✓ | ✓ | | ✓ | | 2 | 3 | | | 1 | 1 |
| SRB-E-232ST-CC | \$378.00 | PDF | ✓ | ✓ | ✓ | ✓ | ✓ | | | ✓ | ✓ | ✓ | ✓ | | ✓ | | 2 | 3 | | | 1 | 1 |
| SRB-E-322ST | \$366.00 | PDF | ✓ | ✓ | ✓ | ✓ | ✓ | | | ✓ | ✓ | ✓ | ✓ | | ✓ | 3 | | | | 2 | 1 | 1 |
| SRB-E-322ST-CC | \$378.00 | PDF | ✓ | ✓ | ✓ | ✓ | ✓ | | | ✓ | ✓ | ✓ | ✓ | | ✓ | 3 | | | | 2 | 1 | 1 |
| SRB-E-204ST | \$272.00 | PDF | ✓ | ✓ | ✓ | ✓ | ✓ | ✓ | | ✓ | ✓ | ✓ | ✓ | | ✓ | | 2 | | | | | 4 |
| SRB-E-204ST-CC | \$284.00 | PDF | ✓ | ✓ | ✓ | ✓ | ✓ | ✓ | | ✓ | ✓ | ✓ | ✓ | | ✓ | | 2 | | | | | 4 |
| SRB-E-204PE | \$147.00 | PDF | ✓ | ✓ | ✓ | ✓ | ✓ | ✓ | | ✓ | ✓ | ✓ | ✓ | ✓ | | | 2 | | | | | 4 |
| Combination Module for Two Protective Devices | | | | | | | | | | | | | | | | | | | | | | |
| SRB-E-402ST | \$338.00 | PDF | ✓ | ✓ | ✓ | ✓ | ✓ | | ✓ | ✓ | ✓ | ✓ | ✓ | | ✓ | 2 | 2 | | | | 1 | 1 |
| SRB-E-402ST-CC | \$350.00 | PDF | ✓ | ✓ | ✓ | ✓ | ✓ | | ✓ | ✓ | ✓ | ✓ | ✓ | | ✓ | 2 | 2 | | | | 1 | 1 |

Notes:

Stop Category 0 (Stop 0) means immediate loss of power. This is often referred to as an uncontrolled stop.

Stop Category 1 (Stop 1) means there is a delay before the loss of power. The control system should bring the machine to a stop prior to the loss of power. This is often referred to as a controlled stop with removal of power.

Schmersal SRB-E-204 Configurable Safety Relays



SRB-E-204ST

Features

- Pluggable screw terminals or cage clamps
- 2 safety outputs
- 4 signal outputs
- Cascadable to add additional inputs to a safety system

Safety Data Values per EN ISO 13849-1, EN 62061, IEC 61508

| | |
|-----------------------------------------|------------------------------|
| Performance Level | Up to e |
| DC Average | High |
| SIL CL | Up to 3 |
| HFT (Hardware Failure Tolerance) | 1 |
| PFH(D) | $\leq 2.66 \times 10^{-9}/h$ |

Schmersal SRB-E-204 Selection Chart

| Part Number | Price | Type | Voltage | Connection | Configurations | Safety Input | Safety Output | Monitoring Outputs | Drawing |
|--------------------------------|----------|------------------------|---------|---------------------------|----------------|----------------|---------------|--------------------|---------------------|
| SRB-E-204ST | \$272.00 | Safety relay | 24 VDC | Pluggable screw terminals | 14 | 4 pair digital | 2 OSSD | 4 status | PDF |
| SRB-E-204ST-CC | \$284.00 | | 24 VDC | Push-in cage clamp | 14 | | | | PDF |
| SRB-E-204PE | \$147.00 | Safety input extension | 24 VDC | Pluggable screw terminals | 15 | | | | PDF |

Schmersal SRB-E-204 Specifications

| Input/Output Specifications | |
|-----------------------------------|-----------------------------------------------------------------|
| Operating Temperature | -25°C [-13°F] to 60°C [140°F] |
| Storage Temperature | -40°C [-40°F] to 85°C [185°F] |
| Altitude | 2000m [6562ft] max |
| Vibration Resistance | Tested to EN 60068-2-6 |
| Degree of Protection | IP40 |
| Housing | Glass-fiber reinforced thermoplastic, ventilated |
| Weight | 150g [5.29 oz] |
| Agency Approvals and Standards | CE, UL (listed number E57648) |
| Terminal Designation per EN 50005 | EN 60947-1 |
| Wire Fixing | Plug-in terminals |
| Cable Section Min/Max | 0.25 mm ² [24 AWG] - 2.5 mm ² [14 AWG] |
| Switching Frequency, Max | 1 Hz |
| Input/Output Specifications | |
| Operating Voltage Range | 19.2 to 28.8 VDC |
| Maximum Consumption | 3W (plus load of semiconductor outputs) |
| Overvoltage Protection | Category III |
| Control Voltage on S11 etc. | 24VDC |
| Control Current Over S12 etc. | 8mA |
| Mechanical Life | 10 ⁷ operations |
| Contact Type | Ag-Ni, self-cleaning, positive drive |
| Operating Delay (Pull-In Delay) | <150ms |
| Release Delay (Drop-Out Delay) | <10ms |
| Switching Capacity | Safety outputs Q: 24VDC, max 2A Y1 through Y4: 24VDC / 100mA |

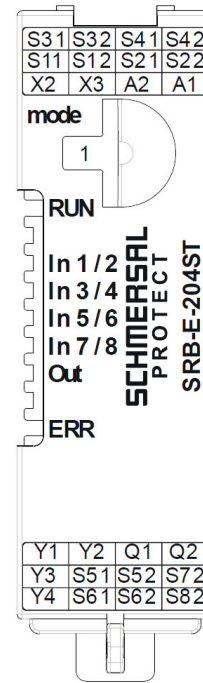
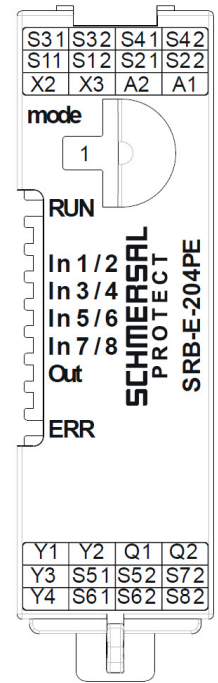
Schmersal SRB-E-204

Configurable Safety Relays

| Terminal Descriptions | |
|-------------------------------|------------------------------------|
| Pin | Function |
| A1 | Operating voltage +24VDC |
| A2 | Operating voltage 0VDC |
| X2 | Input of start circuit / cascading |
| X3 | Input feedback circuit / cascading |
| S11/S21 S31/S41 S51/S61 | Test pulse outputs |
| S12 S22 | Input channel 1 Input channel 2 |
| S32 S42 | Input channel 1 Input channel 2 |
| S52 S62 | Input channel 1 Input channel 2 |
| S72 S82 | Input channel 1 Input channel 2 |
| Y1 | Signalling output, sensor 1 |
| Y2 | Signalling output, sensor 2 |
| Y3 | Signalling output, sensor 3 |
| Y4 | Signalling output, sensor 4 |
| Q1/Q2 | Safety outputs |

| LED Indication Descriptions | |
|-----------------------------|---------------------------------|
| LED | Function |
| RUN | Operating voltage OK – RUN mode |
| ERR | Error code |
| In 1/2 | High level at S12 / S22 |
| In 3/4 | High level at S32 / S42 |
| In 5/6 | High level at S52 / S62 |
| In 7/8 | High level at S72 / S82 |
| Out | Outputs activated |

NOTE: For flash codes, refer to product manual

**SRB-E-204ST****SRB-E-204PE**



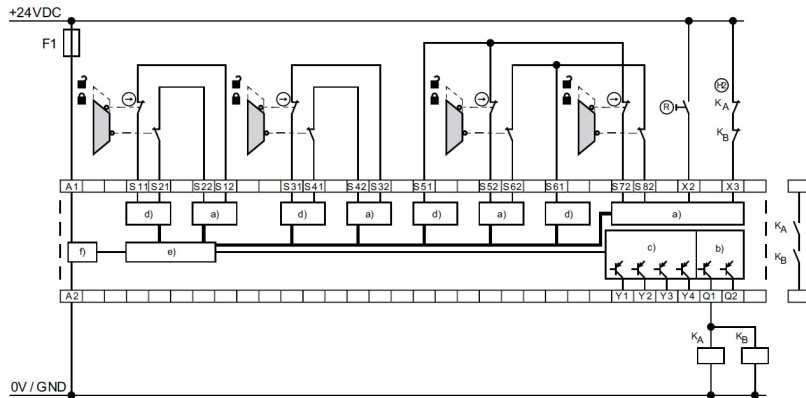
Schmersal SRB-E-204ST Configurable Safety Relays

Application Example for SRB-E-204ST

Key

- a) Safety inputs
- b) Safety outputs
- c) Signalling outputs
- d) Clock outputs
- e) Processing
- f) Power
- g) Safety modules

Safe signal processing, e.g. by PROTECT SRB-E-series with start and reset functions as well as feedback circuit monitoring



| Configuration Selection | | | | | | | |
|-------------------------|--------------------|------------------------------|--------------|------------------------------|---------------------------------------------------|-------------------------------------|--------------------------|
| Rotary Knob Position | Reset Button | Cross-Wire Monitoring Active | Input Number | Input / Sensor Configuration | Monitoring of Sensor Channels For Synchronization | Function Signalling Outputs Y1 - Y4 | |
| C | Configuration Mode | | | | | | |
| 1 | Trailing Edge | Yes | 1-4 | NC / NC | Yes | | |
| 2 | Trailing Edge | Yes | 1-4 | NC / NC | No | | |
| 3 | Trailing Edge | No | 1-4 | NC / NC | Yes | | |
| 4 | Trailing Edge | No | 1-4 | NC / NC | No | | |
| 5 | Trailing Edge | Yes | 1-4 | NC / NO | Yes | | |
| 6 | Autostart | Yes | 1-4 | NC / NO | No | | |
| 7 | Autostart | Yes | 1-4 | NC / NC | Yes | | |
| 8 | Autostart | Yes | 1-4 | NC / NC | No | | |
| 9 | Autostart | No | 1-4 | NC / NC | Yes | | |
| 10 | Autostart | No | 1-4 | NC / NC | No | | |
| 11 | Trailing Edge | Yes | 1 | NC / NC | No | NO Sensor = 0 Output = 0 | |
| | | Yes | 2 | | | | |
| | | No | 3 | | | | |
| | | No | 4 | | | | |
| 12 | Autostart | Yes | 1 | NC / NC | No | | Sensor = 1 Output = 1 |
| | | Yes | 2 | | | | |
| | | No | 3 | | | | |
| | | No | 4 | | | | |
| 13 | Trailing Edge | Yes | 1 | NC / NC | No | | |
| | | Yes | 2 | | | | |
| | | Yes | 3 | | | | |
| | | No | 4 | | | | |
| 14 | Autostart | Yes | 1 | NC / NC | No | | |
| | | Yes | 2 | | | | |
| | | Yes | 3 | | | | |
| | | No | 4 | | | | |

Safety Products



Warning: Safety products sold by AutomationDirect are Safety components only. The purchaser/installer is solely responsible for the application of these components and ensuring all necessary steps have been taken to assure each application and use meets all performance and applicable safety requirements and/or local, national and/or international safety codes as required by the application. AutomationDirect cannot certify that our products, used solely or in conjunction with other AutomationDirect or other vendors' products, will assure safety for any application. Any person using or applying any products sold by AutomationDirect is responsible for learning the safety requirements for their individual application and applying them, and therefore assumes all risks, and accepts full and complete responsibility, for the selection and suitability of the product for their respective application.

AutomationDirect does not provide design or consulting services, and cannot advise whether any specific application or use of our products would ensure compliance with the safety requirements for any application.