



# SCHMERSAL IP69K Emergency Stop Pushbuttons



**NDRZ50RT**



**NDRZ50RT-2905-1**

IP69K Emergency Stop Pushbuttons*		
Part Number	<b><u>NDRZ50RT</u></b>	<b><u>NDRZ50RT-2905-1</u></b>
Front ring color	Silver	Yellow
Price	\$32.50	\$32.50
Drawing Link	<a href="#">PDF</a>	<a href="#">PDF</a>
Description	IP69K emergency pushbuttons with mounting flange, push to latch and pull to unlatch, front plate mounting	
Mounting	22.3 mm [0.88 in]	
Actuating stroke	5mm	
Dome material	ABS	
Front ring material	ABS, chromium-plated	
Front panel thickness	1.5 to 6 mm	
Weight	50g [1.76 oz]	
Mounting screws tightening torque	0.6 N·m [0.44 lb·ft]	
Ambient temperature	-25 to +80°C [-13 to +176°F]	
Shock resistance	30g / 18ms	
Ingress protection rating	IP67 and IP69K	
Mechanical life	100,000 operations	
Standards	EN 60947-5-1; IEC/EN 60947-1; UL File E57648	

\*Operator only. Purchase contact blocks separately.



# SCHMERSAL Contact Blocks

**EF03.2****EF10.1****EF103.2****EF220.2****EF303.2****EFM**

Contact Blocks								
Part Number	Price	Qty.	Drawing Link	Contacts	Mounting Position	Travel Diagram (mm)	Wiring Diagram	Application
<a href="#">EF10.1*</a>	\$9.25	1	<a href="#">PDF</a>	1 N.C.	1			Standard
<a href="#">EF10.2*</a>	\$9.25	1	<a href="#">PDF</a>		2			
<a href="#">EF10.3*</a>	\$9.25	1	<a href="#">PDF</a>		3			
<a href="#">EF03.1</a>	\$9.25	1	<a href="#">PDF</a>	1 N.O.	1			
<a href="#">EF03.2</a>	\$9.25	1	<a href="#">PDF</a>		2			
<a href="#">EF03.3</a>	\$9.25	1	<a href="#">PDF</a>		3			
<a href="#">EF110.1*</a>	\$14.00	1	<a href="#">PDF</a>	2 N.C.	1			
<a href="#">EF110.2*</a>	\$14.50	1	<a href="#">PDF</a>		2			
<a href="#">EF110.3*</a>	\$14.50	1	<a href="#">PDF</a>		3			
<a href="#">EF033.1</a>	\$14.50	1	<a href="#">PDF</a>	2 N.O.	1			
<a href="#">EF033.2</a>	\$14.50	1	<a href="#">PDF</a>		2			
<a href="#">EF033.3</a>	\$14.50	1	<a href="#">PDF</a>		3			
<a href="#">EF103.1*</a>	\$11.50	1	<a href="#">PDF</a>	1 N.C. / 1 N.O.	1			
<a href="#">EF103.2*</a>	\$11.50	1	<a href="#">PDF</a>		2			
<a href="#">EF103.3*</a>	\$11.50	1	<a href="#">PDF</a>		3			
<a href="#">EF220.1**</a>	\$14.50	1	<a href="#">PDF</a>	2 N.C.	1			Emergency Stop
<a href="#">EF220.2**</a>	\$14.50	1	<a href="#">PDF</a>		2			
<a href="#">EF220.3**</a>	\$14.50	1	<a href="#">PDF</a>		3			
<a href="#">EF303.1**</a>	\$11.50	1	<a href="#">PDF</a>	1 N.C. / 1 N.O.	1			
<a href="#">EF303.2**</a>	\$11.50	1	<a href="#">PDF</a>		2			
<a href="#">EF303.3**</a>	\$11.50	1	<a href="#">PDF</a>		3			

\*Not suitable for Emergency Stop devices

\*\*Not suitable for maintained selector switches NWS/NWT

### Travel Diagram Legend

= contact closed

= contact open

Numbers indicate distance in mm

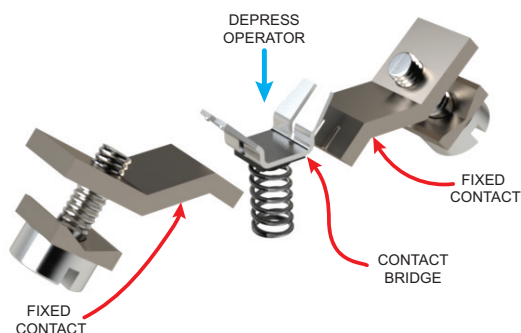
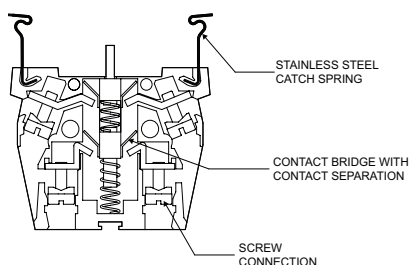
Mounting Flange			
Part Number	Price	Description	Drawing Link
<a href="#">EFM</a>	\$5.00	Schmersal mounting flange, replacement. For use with E and N series pushbuttons.	<a href="#">PDF</a>


**SCHMERSAL**

# Contact Blocks and Light Terminal Blocks Overview

## Features

- A self-cleaning contact bridge system, known as Elan four-way system, which is particularly suitable for low voltage applications and has a lower switching capacity of 5VDC/3.2 mA (max. 400VAC/8A). It is designed in the form of a bent twin contact bridge, with parallel and also diagonal operation.
- Block mounting via snap-on stainless steel springs.
- Complete terminal designations visible at a glance in compliance with IEC 60 947-1 (VDE 0660, Part 100) with a complete function and sequence number (refer also to product ranges). The function number identifies the N.C. and N.O. contact. The sequence number specifies the number and the order of the contacts on the complete switching device.
- N.C. contacts with positive opening in compliance with IEC 60 947-5-1 (VDE 0660 Part 200).
- Galvanically isolated contact circuits in 2-pole blocks.
- High resistance to shock and vibrations.




Technical Specifications			
	Contact Blocks	Light Blocks (ELE)	Light Blocks (ELDE)
<b>General description</b>	Contact element	Light terminal block w/Ba9S base	Light terminal block w/LED
<b>Enclosure material</b>	Plastic, glass fiber reinforced	Plastic, glass fiber reinforced	Plastic, glass fiber reinforced
<b>Contact material</b>	Fine-silver, phosphor bronze or brass carrier	–	–
<b>Utilization category</b>	AC-15: 250 V / 8 A DC-13: 24 V / 5 A	–	–
<b>Suitability for low voltages</b>	≥ 5VDC / 3.2 mA	–	–
<b>Rated insulation voltage <math>U_i</math></b>	400V	440V	440V
<b>Rated impulse withstand voltage <math>U_{imp}</math></b>	4kV	–	–
<b>Thermal test current <math>I_{the}</math></b>	10A	–	–
<b>Max. fuse rating</b>	10A gG D-fuse slow blow	10A gG T-slow blow	10A gG T-slow blow
<b>Wire size</b>	0.5 mm <sup>2</sup> to 2.5 mm <sup>2</sup> (20 - 14 AWG)		
<b>Tightening torque wire connection</b>	Maximum 1 N·m (0.74 lb·ft)		
<b>NEMA contact rating</b>	A300 / P300	–	–
<b>Switching frequency</b>	1200 s/h	–	–
<b>Switching capacity</b>	5VDC / 3.2 mA (max 400VAC / 8A)	–	–
<b>Mechanical life</b>	10,000,000 operation	–	–
<b>Resistance to shock</b>	110 g/4ms to 30 g/18ms no bouncing	–	–
<b>Resistance to vibration</b>	> 20 g/10ms to 200Hz	–	–
<b>Ambient temperature</b>	-25 to +80°C [-13 to +176°F]		
<b>Ingress protection rating</b>	IP20 terminals / IP40 switching compartment	IP20 terminals	IP20 terminals
<b>Standards</b>	IEC 60947-5-1; IEC 60947-1; UL File E57648		


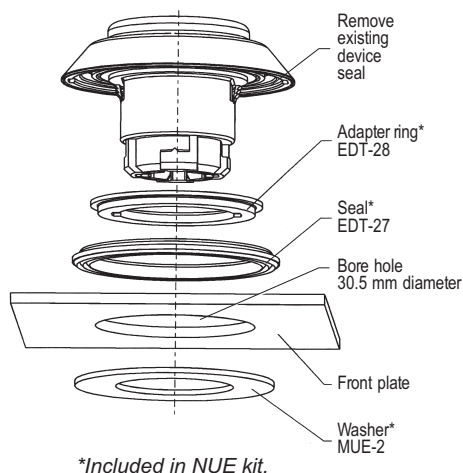
## NEMA Contact Rating Designation

	Thermal Current	Voltage	Volt amperes
<b>A300</b>	10	300 AC	N/A
<b>P300</b>	5	300 DC	138

# **SCHMERSAL** Accessories

**NB****NDP-70-ES****EDT-25-5ST****NZSO-V4A**

IP69K Accessories			
Part Number	Price	Drawing Link	Description
<b><u>NB</u></b>	\$11.50	PDF	Schmersal pilot device hole seal, 22mm, silver
<b><u>NDP-70-ES</u></b>	\$9.25	N/A	Schmersal legend plate, metal, round, yellow field, yellow background, black engraved text, legend plate marking "Emergency Stop". For use with 22mm pilot devices.
<b><u>NUE</u></b>	\$6.50	N/A	Schmersal pilot device hole adapter, reduces from 30.5 mm to 22.3 mm. Adapter ring, seal and washer included.
<b><u>EDT-25-5ST</u></b>	\$6.75	N/A	Schmersal pilot device seal, replacement Package of 5
<b><u>NZSO-V4A</u></b>	\$3.75	N/A	Schmersal legend plate, metal, rectangular, gray field, gray background, legend plate marking "blank". For use with 22mm pilot devices.

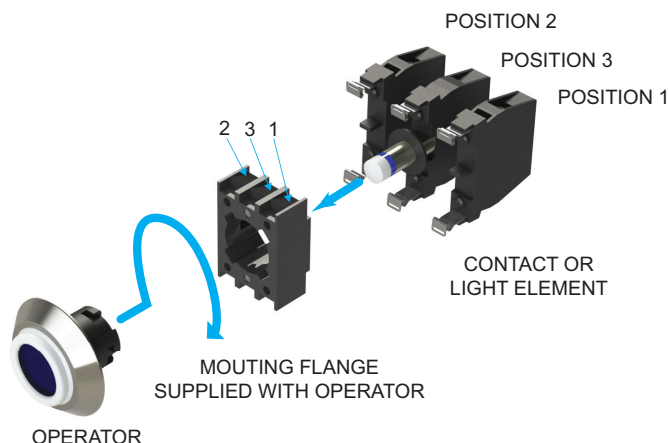
**NUE**

# SCHMERSAL Control and Signaling Devices 22mm IP69K

Schmersal control and signaling devices have a number of special design features that make the devices suitable for food processing, pharmaceutical, and medical applications. When utilized in food processing machines, these devices comply with the special cleaning requirements of the industry to prevent cross-contamination, particularly when used in machines that process raw goods. With an ingress protection rating of IP69K, Schmersal control and signaling devices are also suitable for marine applications, traffic systems, commercial vehicles, and in dusty and dirty environments.

## Features

- Special seals prevent product residue from penetrating in the gaps between the fixed and moving device parts, thus preventing the collection of dirt and bacteria in places that are not easily accessible for cleaning.
- Smooth designs make the devices easy to clean.
- Modular contact and light terminal blocks make the devices easy to install.



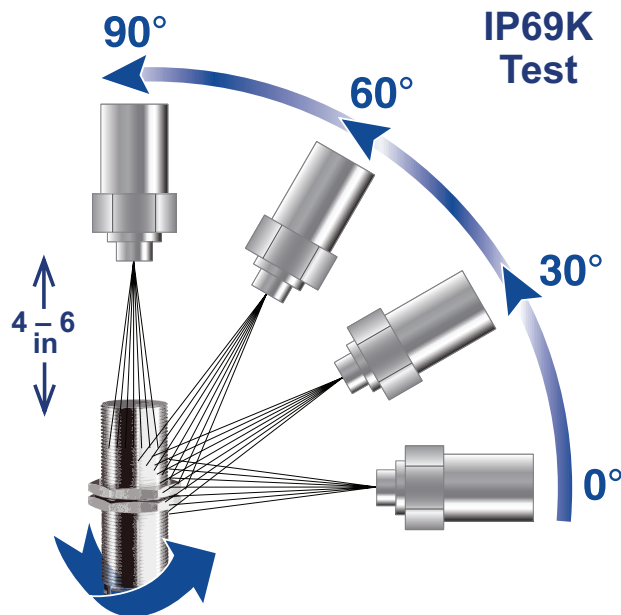
## IP69K Ingress Protection Rating Overview

### IP69K high-pressure cleaning test

This rating applies to devices tested in accordance with DIN 40050-9. The goal of this test is to duplicate pressure cleaning conditions on a plant floor. In the test fixture, the devices are exposed to a 1450psi spray of water at a temperature of 175°F. The duration of each cleaning cycle is 30 seconds. The test is performed at specified angles using a spray nozzle located at a distance of 4" from the devices. Devices with this rating must withstand test conditions and still be operable. This rating ensures water proofing protection that exceeds NEMA 4X rating.

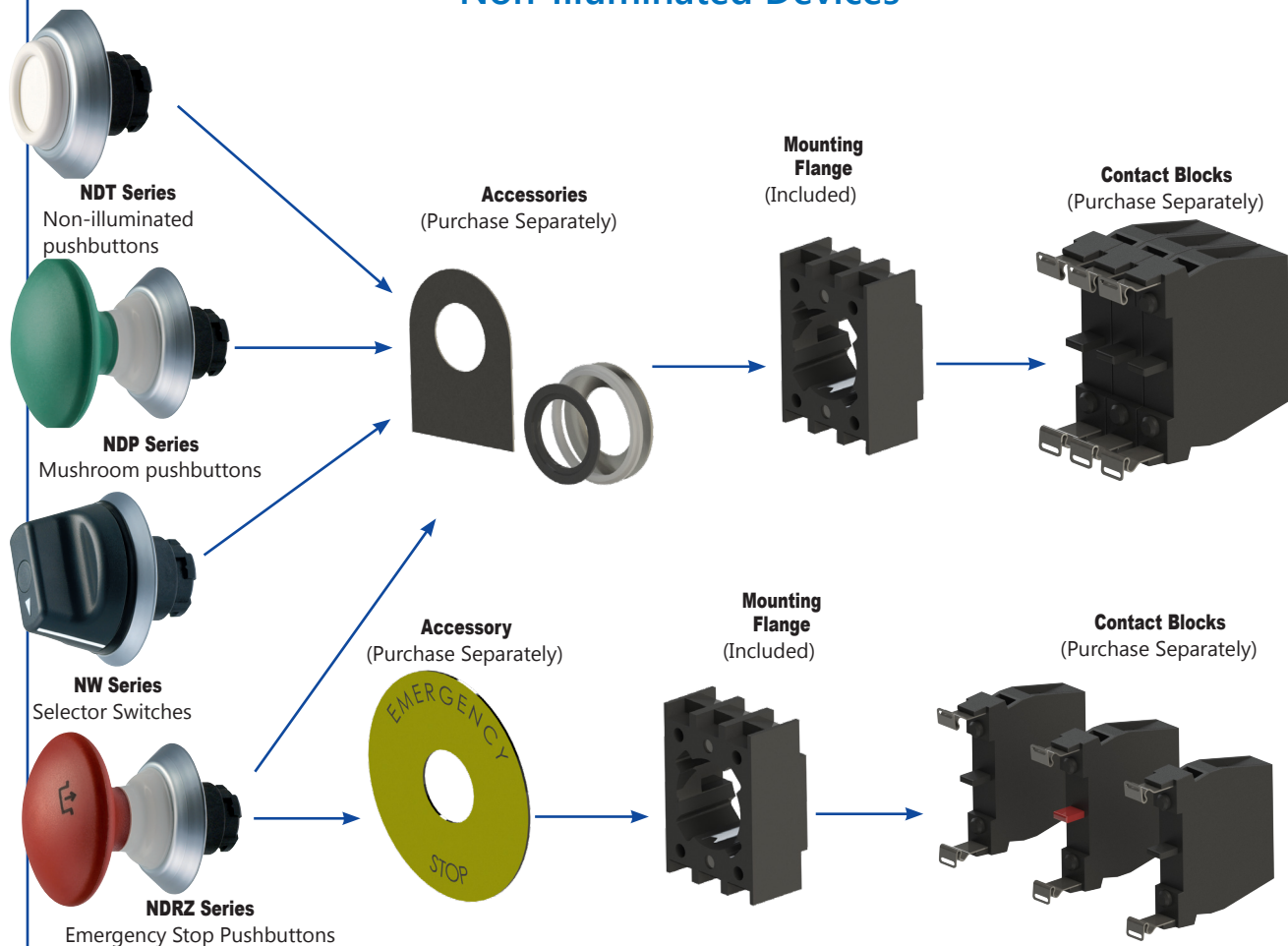
### Thermal endurance

In pressure environments, controls and signaling devices can be exposed to extreme temperature conditions. To meet the criteria for IP69K rating, devices must undergo a thermal shock test by cycling the environmental temperature to ensure consistent high reliability.



# SCHMERSAL Modular Design Flexibility

## Non-Illuminated Devices



## Illuminated Devices

