

Dold LG5929 Extension Module



Additional contacts for emergency-stop modules and safety gate monitors.

- 1-channel or 2-channel connection
- LED indication for operation
- Output: 5 N.O. and 1 N.C. contacts

Safety Data – Values per EN ISO 13849-1

| | |
|--------------------------|---|
| Category | 4 according to EN 954-1 |
| Performance level | PL _e according to EN 13849-1 |
| MTTF_d | >100 years |
| DC_{avg} | 99% |

Safety Data – Values per IEC/EN 62061 /IEC/EN 61508

| | |
|---|--------------------------------------|
| SIL CL | 3 per IEC/EN 62061 |
| SIL | 3 per IEC/EN 61508 |
| HFT (Hardware Failure Tolerance) | 1 |
| DC_{avg} | 99% |
| SFF | 99.7% |
| PFH_D | 4.68E ⁻¹⁰ h ⁻¹ |

Safety Relays Selection Chart

| Part Number | Price | Marking Type | Voltage | Outputs |
|-------------------------|----------|-------------------------------|------------|---------------|
| LG5929-60-100-61 | \$136.00 | Safety relay extension module | 24 VAC/VDC | 5 N.O./1 N.C. |

Safety Relay Extension Module Specification Table

| | |
|--|---|
| General Specifications | |
| Temperature | Storage: -25°C to 85°C (-13°F to 185°F) Operating: -15°C to 55°C (5°F to 131°F) |
| Altitude | < 2,000 meters |
| Vibration Resistance | Amplitude: 0.35mm, Frequency: 10 to 55 Hz (IEC/EN 60-068-2-6) |
| Degree of Protection | Per IEC/EN 60 529. Housing: IP40; Terminals IP20 |
| Housing | UL 94V-0 Thermoplastic; Din mount 35 mm x 7.5 mm |
| Weight | 205g (7.23 oz.) |
| Agency Approvals and Standards | CSA, cULus file E107778, CE, RoHS, TUV |
| Terminal Designation per EN 50 005 Wire Connections | 1x4 mm ² solid or 1 x 2.5 mm ² stranded ferruled (isolated) or 2 x 1.5 mm ² stranded ferruled (isolated) DIN 46 228-1/-2/-3/-4 or 2 x 2.5 mm ² solid per DIN 46 228-1/-2/-3 /-4 |
| Wire Fixing | Plus-minus terminal screws M3.5 box terminals with wire protection or cage clamp terminals. |
| Input Specifications | |
| Nominal Voltage | 24V AC/DC |
| Voltage Range | AC: 0.85 to 1.1 U _N At 10% residual ripple: 0.9 to 1.1 U _N ; At 48% residual ripple: 0.85 to 1.1 U _N |
| Maximum Consumption | 24VAC/DC: 1.8VA |
| Nominal Frequency | 50 to 60 Hz |
| Control Current | Control current typ. at 24V over 2 relays: 75 mA |
| Overvoltage Protection | Internal VDR (Voltage Dependent Resistor) |
| Output Specifications | |
| Electrical Contact Life | To AC15 at 2 A,230V: 10 ⁵ switching cycles IEC/EN 60 947-5-1 |
| Mechanical Life | 20 x 10 ⁶ switching cycles |
| Contact Type | 5 N.O. positively driven and 1 N.C. relay contacts (N.O. contacts are safety contacts) |
| Operate/Release Time | Operate typ at U _N : 20 ms.; Release typ at U _N : 35 ms. |
| Nominal Output Voltage | 250VAC |
| Thermal Current (I_{th}) | Max. 5A per contact. See continuous current limit curve in installation manual. |
| Short Circuit Strength | Max fuse rating:10A gl (IEC/EN 60 9470-5-1); Line circuit breaker: B6A |
| Switching Capacity IEC/EN 60 947-5-1 | AC 15: N.O. contacts: 3A/230V; N.C. contacts: 2A/230VAC DC 13: N.O. contacts: 4A/24V; N.C. contacts: 4A/24VDC; N.O. contact: 8A/24V >25x10 ³ ON: 0.4s, OFF: 9.6s |
| Switching Frequency | Max. 1,200 switching cycles/hr |

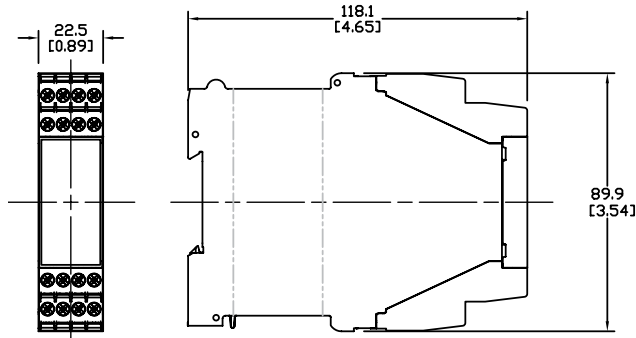
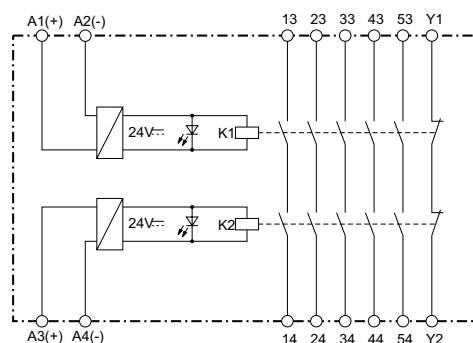
Dold LG5929 Extension Module



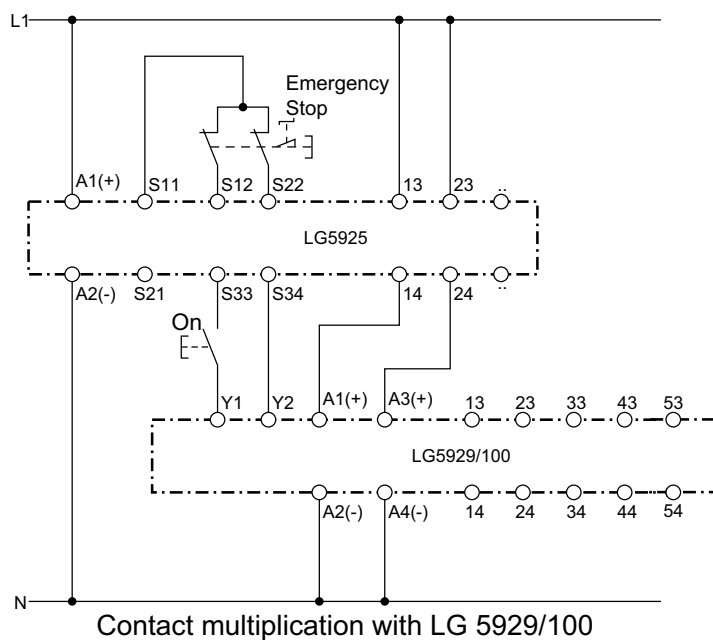
Wiring

Dimensions mm [in]

LG5929 Block Diagram



Applications



Note: This is a representative drawing. Depending on the LG5925 safety relay you select, different voltage sources may be required.

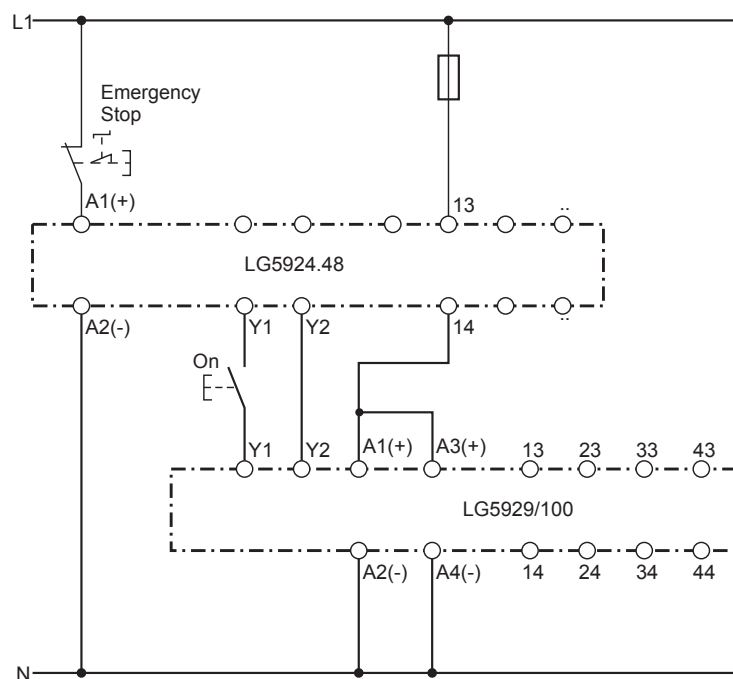
**Note: When switching inductive loads, surge suppressors are recommended.*

Dold LG5929 Extension Module

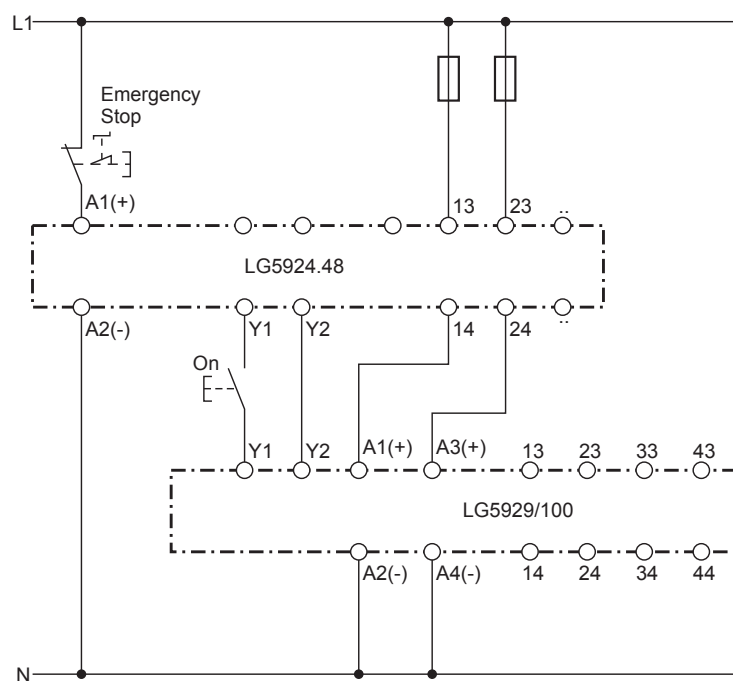


Applications

Connection of LG5929 to LG5924



Single channel connection



Double channel connection

Safety Products



Warning: Safety products sold by AutomationDirect are Safety components only. The purchaser/installer is solely responsible for the application of these components and ensuring all necessary steps have been taken to assure each application and use meets all performance and applicable safety requirements and/or local, national and/or international safety codes as required by the application. AutomationDirect cannot certify that our products, used solely or in conjunction with other AutomationDirect or other vendors' products, will assure safety for any application. Any person using or applying any products sold by AutomationDirect is responsible for learning the safety requirements for their individual application and applying them, and therefore assumes all risks, and accepts full and complete responsibility, for the selection and suitability of the product for their respective application.

AutomationDirect does not provide design or consulting services, and cannot advise whether any specific application or use of our products would ensure compliance with the safety requirements for any application.