

Dold LG5929 Extension Module



Additional contacts for emergency-stop modules and safety gate monitors.

- 1-channel or 2-channel connection
- LED indication for operation
- Output: 5 N.O. and 1 N.C. contacts

Safety Data – Values per EN ISO 13849-1

Category	4 according to EN 954-1
Performance level	PLe according to EN 13849-1
MTTF_d	>100 years
DC_{avg}	99%

Safety Data – Values per IEC/EN 62061 /IEC/EN 61508

SIL CL	3 per IEC/EN 62061
SIL	3 per IEC/EN 61508
HFT (Hardware Failure Tolerance)	1
DC_{avg}	99%
SFF	99.7%
PFH_D	4.68E ⁻¹⁰ h ⁻¹

Safety Relays Selection Chart

Part Number	Price	Marking Type	Voltage	Outputs
LG5929-60-100-61	\$136.00	Safety relay extension module	24 VAC/VDC	5 N.O./1 N.C.

Safety Relay Extension Module Specification Table

General Specifications	
Temperature	Storage: -25°C to 85°C (-13°F to 185°F) Operating: -15°C to 55°C (5°F to 131°F)
Altitude	< 2,000 meters
Vibration Resistance	Amplitude: 0.35mm, Frequency: 10 to 55 Hz (IEC/EN 60-068-2-6)
Degree of Protection	Per IEC/EN 60 529. Housing: IP40; Terminals IP20
Housing	UL 94V-0 Thermoplastic; Din mount 35 mm x 7.5 mm
Weight	205g (7.23 oz.)
Agency Approvals and Standards	CSA, cULus file E107778, CE, RoHS, TUV
Terminal Designation per EN 50 005 Wire Connections	1x4 mm ² solid or 1 x 2.5 mm ² stranded ferruled (isolated) or 2 x 1.5 mm ² stranded ferruled (isolated) DIN 46 228-1/-2/-3/-4 or 2 x 2.5 mm ² solid per DIN 46 228-1/-2/-3 /-4
Wire Fixing	Plus-minus terminal screws M3.5 box terminals with wire protection or cage clamp terminals.
Input Specifications	
Nominal Voltage	24V AC/DC
Voltage Range	AC: 0.85 to 1.1 U _N At 10% residual ripple: 0.9 to 1.1 U _N ; At 48% residual ripple: 0.85 to 1.1 U _N
Maximum Consumption	24VAC/DC: 1.8VA
Nominal Frequency	50 to 60 Hz
Control Current	Control current typ. at 24V over 2 relays: 75 mA
Overvoltage Protection	Internal VDR (Voltage Dependent Resistor)
Output Specifications	
Electrical Contact Life	To AC15 at 2 A,230V: 10 ⁵ switching cycles IEC/EN 60 947-5-1
Mechanical Life	20 x 10 ⁶ switching cycles
Contact Type	5 N.O. positively driven and 1 N.C. relay contacts (N.O. contacts are safety contacts)
Operate/Release Time	Operate typ at U _N : 20 ms.; Release typ at U _N : 35 ms.
Nominal Output Voltage	250VAC
Thermal Current (I_{th})	Max. 5A per contact. See continuous current limit curve in installation manual.
Short Circuit Strength	Max fuse rating:10A gl (IEC/EN 60 9470-5-1); Line circuit breaker: B6A
Switching Capacity IEC/EN 60 947-5-1	AC 15: N.O. contacts: 3A/230V; N.C. contacts: 2A/230VAC DC 13: N.O. contacts: 4A/24V; N.C. contacts: 4A/24VDC; N.O. contact: 8A/24V >25x10 ³ ON: 0.4s, OFF: 9.6s
Switching Frequency	Max. 1,200 switching cycles/hr

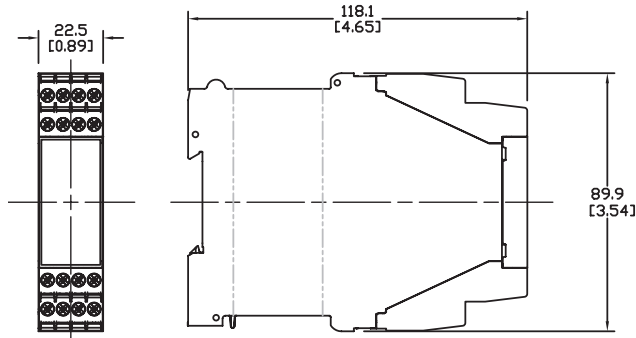
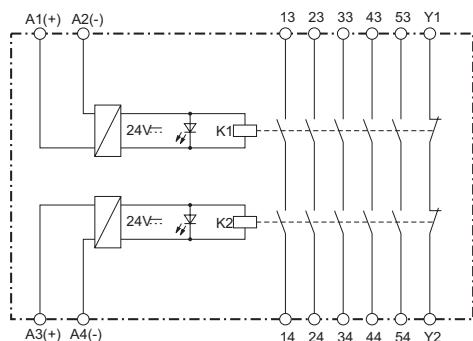
Dold LG5929 Extension Module



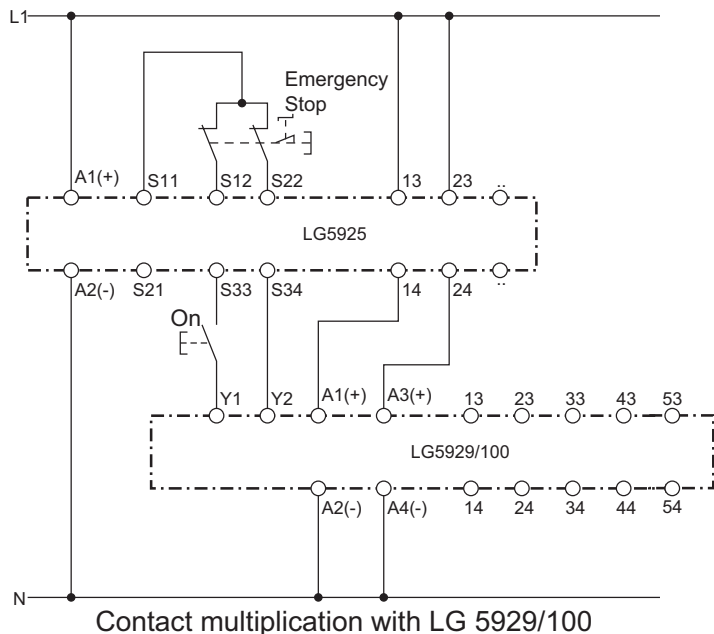
Wiring

Dimensions mm [in]

LG5929 Block Diagram



Applications



Contact multiplication with LG 5929/100

Note: This is a representative drawing. Depending on the LG5925 safety relay you select, different voltage sources may be required.

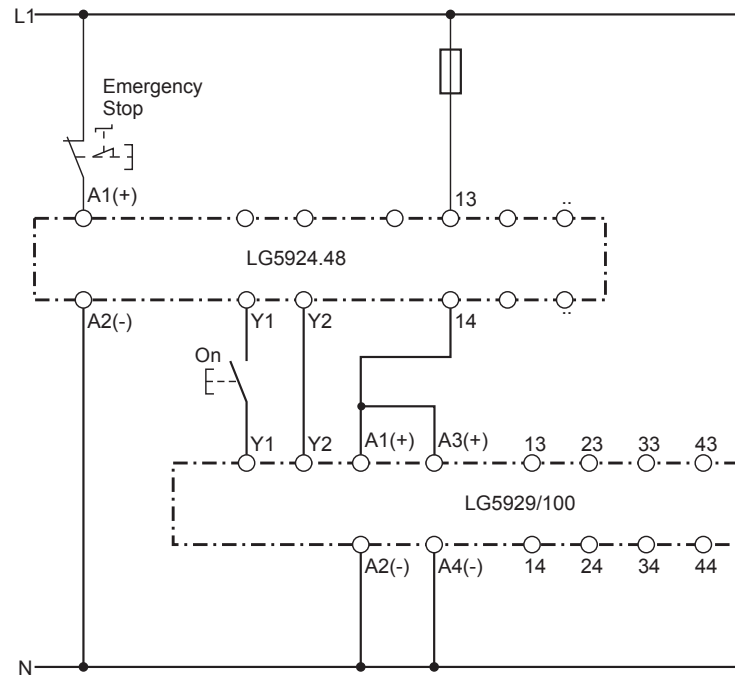
**Note: When switching inductive loads, surge suppressors are recommended.*

Dold LG5929 Extension Module

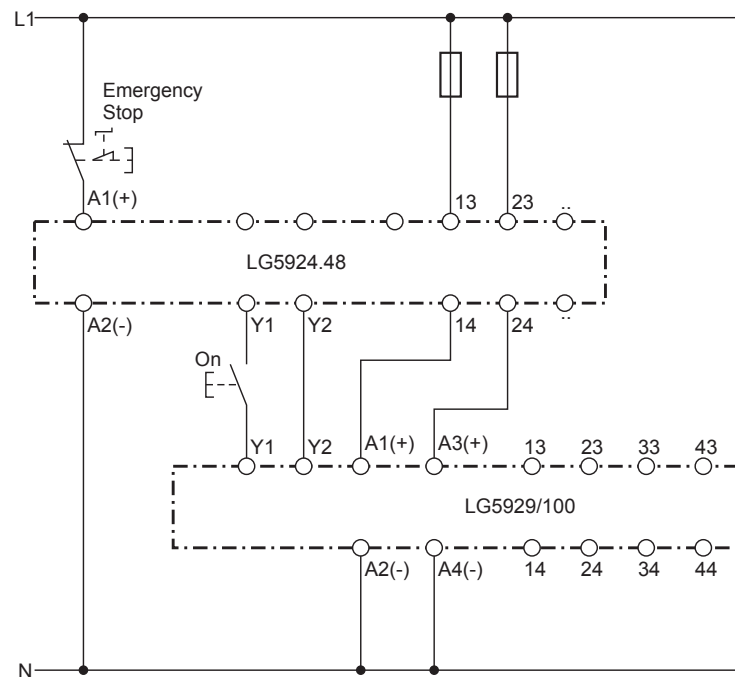


Applications

Connection of LG5929 to LG5924



Single channel connection



Double channel connection

Safety Products



Warning: Safety products sold by AutomationDirect are Safety components only. The purchaser/installer is solely responsible for the application of these components and ensuring all necessary steps have been taken to assure each application and use meets all performance and applicable safety requirements and/or local, national and/or international safety codes as required by the application. AutomationDirect cannot certify that our products, used solely or in conjunction with other AutomationDirect or other vendors' products, will assure safety for any application. Any person using or applying any products sold by AutomationDirect is responsible for learning the safety requirements for their individual application and applying them, and therefore assumes all risks, and accepts full and complete responsibility, for the selection and suitability of the product for their respective application.

AutomationDirect does not provide design or consulting services, and cannot advise whether any specific application or use of our products would ensure compliance with the safety requirements for any application.