

NEMA 4, 12, and 13 Extra-Large Wall-Mount Pushbutton



Applications

Designed to offer protection for oil-tight pushbuttons, switches, and pilot lights from dust, water, dirt and oil.

Construction

- 16-gauge carbon steel
- Continuously-welded seams
- Captivated cover screws thread into sealed wells.
- 4-way pushbutton holes accept all brands of oil-tight pushbuttons, switches and pilot lights.
- Hole diameter is 1.20in [30.5 mm] or 0.87in [22.5 mm]
- Poured-in-place oil- and water-resistant gasket
- Provisions for subpanel
- Ground stud on door and body
- Bolt-on continuous hinge with stainless steel hinge pin
- Welded mounting provision top and bottom of back

Finish

- ANSI 61 gray powder coated inside and out
- Optional subpanels are powder coated white.

Listings

- NEMA Type 4, 12, and 13
- cULus Listed Type 4 and 12 [File E69392]
- IEC 60529 IP66



Shipping Schedule

Same day	1 - 15 days
----------	-------------

Color indicates shipping lead time in business days.

NEMA 4, 12, and 13 Extra-Large Wall-Mount Pushbutton

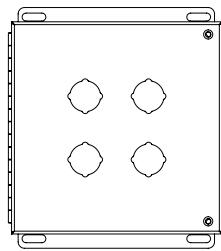
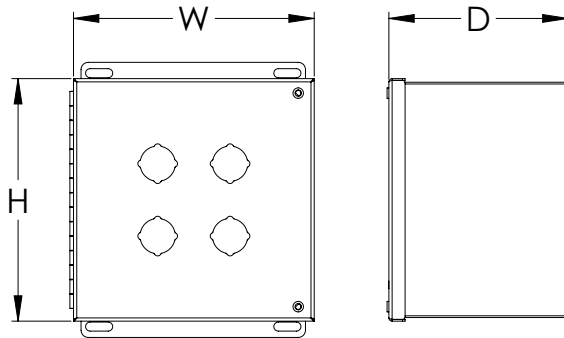
22mm	30mm	Price	Size HxWxD	Holes	Drawing Link	Optional Subpanel	Price
SCE-4SPBHI	SCE-4SPBH	\$138.00	8.38 x 8.31 x 6.20 [213 x 211 x 157]	4	PDF	SCE-8P8	\$6.75
SCE-6PBHI	SCE-6PBH	\$158.00	10.38 x 8.31 x 6.20 [264 x 211 x 157]	6	PDF	SCE-10P8	\$8.00
SCE-9PBHI	SCE-9PBH	\$184.00	10.38 x 10.31 x 6.20 [264 x 262 x 157]	9	PDF	SCE-10P10	\$9.25
SCE-12PBHI	SCE-12PBH	\$209.00	12.38 x 10.31 x 6.20 [314 x 262 x 157]	12	PDF	SCE-12P10	\$10.75
SCE-16PBHI	SCE-16PBH	\$238.00	12.38 x 12.31 x 6.20 [314 x 313 x 157]	16	PDF	SCE-12P12	\$12.50

Note: Dimensions in inches [millimeters].

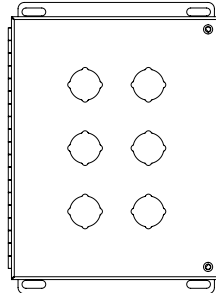
NEMA 4, 12, and 13 Extra-Large Wall-Mount Pushbutton



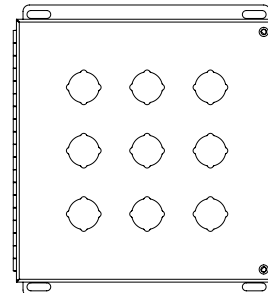
Dimensions



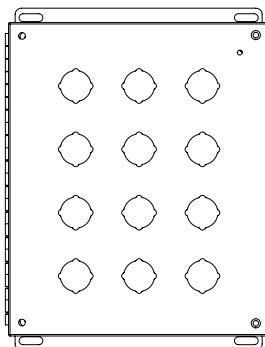
4S



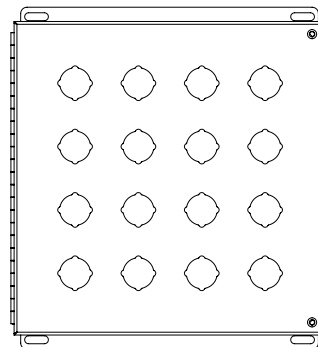
6



9



12



16