



RTD Extension Wire

Overview


- Specialized construction for use as RTD extension wire offers superior performance compared to "off-the-shelf" cable
- Available insulation types include PVC and FEP Teflon with aluminum Mylar shield and copper drain wire
- Cut to length



RTD Extension Wire												
Part Number	Wt (lb)	Price per foot	Type	Minimum Cut Length (ft)*	Gauge, AWG	Conductors	Conductor Insulation	Shield and Drain Wire	Jacket Material	Ohms/Triple Foot@68°F (20°C)	Continuous Temperature Rating	Nominal Size (inches)
												
RTDW-22-1U-P-1	0.9	\$0.30	RTD	20	22	3, stranded tinned copper	PVC, 2 red, 1 white	None	PVC, white	0.044	-20°F to 221°F (-29°C to 105°C)	0.160 O.D.
												
RTDW-24-1S-F-1	0.9	\$0.95	RTD	20	24	3, twisted, stranded tinned copper	FEP Teflon, 2 red, 1 white	Aluminum Mylar shield and copper 24AWG tinned drain wire	FEP Teflon, white	0.066	-328°F to 400°F (-200°C to 204°C)	0.150 O.D.

* See web store for maximum cut lengths

Note: Maximum recommended distance between RTD and control device is 300 feet.



Please Note: Our prices on instrumentation cable are closely tied to the market price for copper. This allows us to offer the best savings possible if conditions are favorable; however, it also means that our prices may increase if market conditions warrant.