

WSM Series Weld Slag Resistant Inductive Proximity Sensors



M12 (12mm)

- Low cost/high performance
- Weld Slag resistant coating
- Inductive sensor
- Full metal housing
- Increased sensing range
- Gold-plated contacts
- Sensing range 4 mm
- Flush mounting
- Lifetime warranty



WSM Series M12 Inductive Proximity Selection Chart

Part Number	Price	Sensing Range	Mounting	Output State	Logic	Voltage	Connection	Wiring	Dimensions
<u>WSM-AP-3H</u>	\$42.50	4mm [0.16 in]	Flush	N.O.	PNP	10 - 30 VDC	4-pin M12 quick-disconnect	Diagram 1	Figure 1
<u>WSM-A0-3E</u>	\$60.00				PNP/NPN	10 - 36 VDC	4-pin M12 with 0.3 m cable	Diagram 2	Figure 3

Wiring Diagrams

Diagram 1

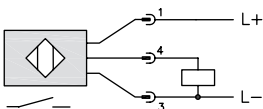


Diagram 2

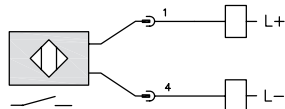
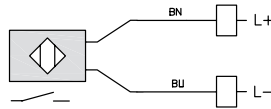


Diagram 3



Connectors

4-pin M12 NPN



4-pin M12 PNP



4-pin M12 0.3m



Dimensions

mm [inches]

Figure 1

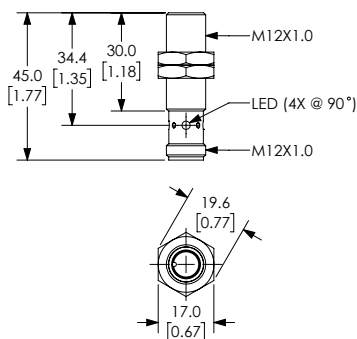


Figure 2

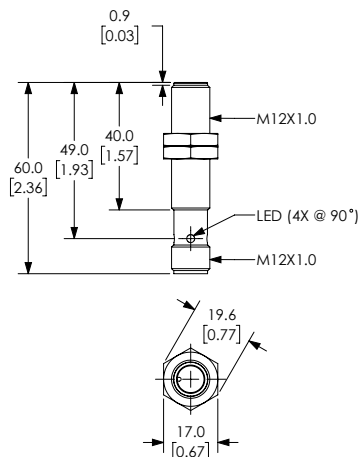
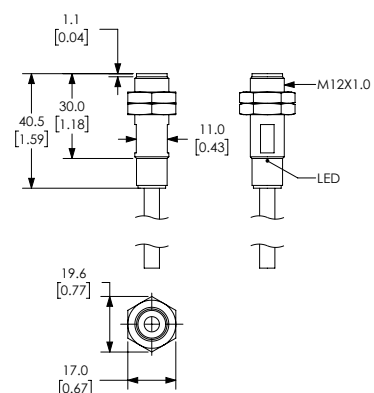


Figure 3



WSM Series Weld Slag Resistant Inductive Proximity Sensors

WSM Series M12 Inductive Proximity Specifications		
Model	WSM-AP-3H	WSM-A0-3E
Mounting Type	Flush	
Nominal Sensing Distance	4mm [0.16 in]	
Operating Distance	0 - 3.25 mm	
Material Correction Factors	See the Material Influence table	
Output Type	N.O.	
Operating Voltage	10 to 30 VDC	10 to 36 VDC
No-load Supply Current	< 10mA	NA
Operating (Load) Current	100mA	
Off-state Leakage Current	NA	< 0.6 mA
Voltage Drop	< 2.5 V	
Switching Frequency	2Hz	75Hz
Differential Travel (% of Nominal Distance)	3 - 15	1 - 20
Repeat Accuracy	NA	
Ripple	NA	
Time Delay Before Availability (tv)	NA	
Short Circuit Protection	Yes	Yes
Operating Temperature	-40 to 85°C [-40 to 185°F]	-25 to 70°C [-13 to 158°F]
Protection Degree (DIN 40050)	IP65 / IP66 / IP67 / IP68 / IP69K	IP67
LED Indicators	Illuminated when energized	
Housing Material	Stainless steel 316L / 1.4404 with anti-spatter ceramic (Polytetrafluoroethylene [PTFE]) coating)	
Sensing Face Material	active face: stainless steel 316L 1.4404 anti-spatter	
Shock/Vibration	See Proximity Sensor Terminology	
Weight	0.28 kg	0.0489 kg
Connection	4-pin M12 quick-disconnect	PUR cable/0.3 m; 2 x 0.5 mm ² ; with 4-pin M12 quick-disconnect
Agency Approvals	cULus E328811, CE	

To obtain the most current agency approval information, see the Agency Approval Checklist section on the specific part number's web page.