

WSE Series Weld Slag Resistant Inductive Proximity Sensors



M8 (8mm)

- Low cost/high performance
- Weld slag resistant coating
- Inductive sensor
- Full metal housing
- Increased sensing range
- Gold-plated contacts
- Flush mounting
- Lifetime warranty



WSE Series M8 Inductive Proximity Selection Chart									
Part Number	Price	Sensing Range	Mounting	Output State	Logic	Voltage	Connection	Wiring	Dimensions
WSE-AP-3H	\$52.00	2mm [0.08 in]	Flush	N.O.	PNP	10 - 36 VDC	4-pin M12 quick-disconnect	Diagram 1	Figure 1
WSE-AN-3H	\$57.00							Diagram 2	Figure 1
WSE-A0-3E	\$57.00						4-pin M12 with 0.3 m cable	Diagram 3	Figure 2
WSE-A0-3A	\$55.00						3m axial cable	Diagram 4	

Wiring Diagrams

Diagram 1

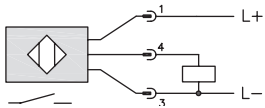


Diagram 2

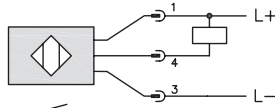


Diagram 3

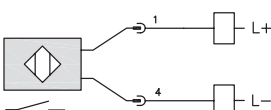
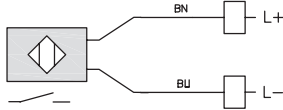


Diagram 4



Connector

4-pin M12



4-pin M12 0.3m



Dimensions

mm [inches]

Figure 1

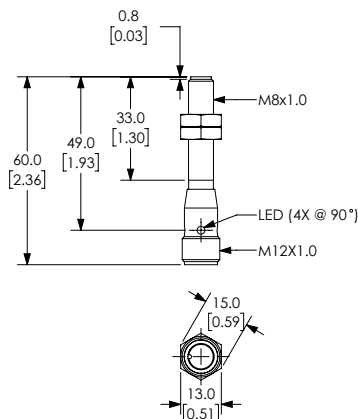
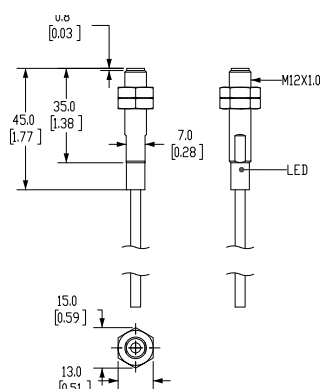


Figure 2



WSE Series Weld Slag Resistant Inductive Proximity Sensors

WSE Series M8 Inductive Proximity Specifications				
Model	WSE-AP-3H	WSE-AN-3H	WSE-A0-3E	WSE-A0-3A
Mounting Type	Flush			
Nominal Sensing Distance	2mm [0.08 in]			
Operating Distance	0 - 1.6 mm			
Material Correction Factors	See the Material Influence table			
Output Type	N.O.			
Operating Voltage	10 to 36 VDC			
No-load Supply Current	< 20 mA			NA
Operating (Load) Current			100mA	
Off-state Leakage Current	NA			< 0.75 mA
Voltage Drop			< 2.5 V	
Switching Frequency	100Hz			150Hz
Differential Travel (% of Nominal Distance)	1-15			1-20
Repeat Accuracy				NA
Ripple				NA
Time Delay Before Availability (tv)				NA
Short Circuit Protection				Yes
Operating Temperature	0 to 85°C [32 to 185°F]		-25 to 70°C [-13 to 158°F]	
Protection Degree (DIN 40050)	IP67 / IP68		IP67	
LED Indicators	Illuminated when energized			
Housing Material	Stainless steel 316L / 1.4404 with anti-spatter ceramic (Polytetrafluoroethylene [PTFE]) coating			
Sensing Face Material	active face: stainless steel 316L 1.4404 anti-spatter			
Shock/Vibration	See Proximity Sensor Terminology			
Weight	0.021 kg	0.021 kg	0.035 kg	0.070 kg
Connection	4-pin M12 quick-disconnect		PUR cable / 0.3m; 2x0.5 mm ² ; with 4-pin M12 quick-disconnect	PUR cable / 3m; 2x0.5 mm ²
Agency Approvals	cULus E328811, CE			

To obtain the most current agency approval information, see the Agency Approval Checklist section on the specific part number's web page.