

# WKE Series Factor 1 Weld-Field Immune Inductive Proximity Sensors

## M8 (8mm)



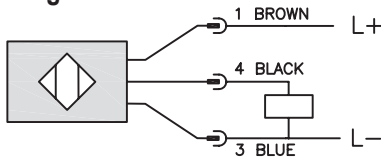
- Correction Factor (K-Factor) = 1
- Low cost/high performance
- Weld slag resistant coating
- Inductive sensor
- Metal thread M8 x 1 Connector
- Increased sensing range
- Gold-plated contacts
- Electromagnetic field immune
- Flush and Non-flush mounting
- Lifetime warranty



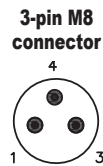
WKE Series M8 Inductive Proximity Selection Chart									
Part Number	Price	Sensing Range	Mounting	Output State	Logic	Voltage	Connection	Wiring	Dimensions
<b>WKE-AP-3F</b>	\$32.00	3mm [0.12 in]	Flush	N.O.	PNP	10 - 30 VDC	3-pin M8 quick-disconnect	Diagram 1	Figure 1
<b>WKE-AP-4F</b>	\$32.00	6mm [0.24 in]	Non-flush						

## Wiring Diagrams

Diagram 1



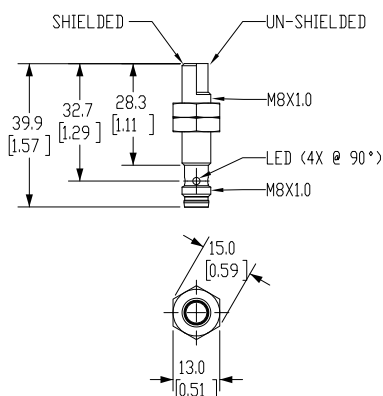
Connector



## Dimensions

mm [inches]

Figure 1



# WKE Series Factor 1 Weld-Field Immune Inductive Proximity Sensors

WKE Series M8 Inductive Proximity Specifications		
Models	<u>WKE-AP-3F</u>	<u>WKE-AP-4F</u>
<b>Mounting Type</b>	Flush	Non-flush
<b>Nominal Sensing Distance</b>	3mm [0.12 in]	6mm [0.24 in]
<b>Operating Distance</b>	0 - 2.43 mm	0 - 4.86 mm
<b>Material Correction Factors</b>	Correction Factor (K-Factor) = 1	
<b>Output Type</b>	N.O.	
<b>Operating Voltage</b>	10 to 30 VDC	
<b>No-load Supply Current</b>	< 20mA	
<b>Operating (Load) Current</b>	100mA	
<b>Off-state Leakage Current</b>	NA	
<b>Voltage Drop</b>	< 2.5 V	
<b>Switching Frequency</b>	2000Hz	
<b>Differential Travel (% of Nominal Distance)</b>	3 - 15	
<b>Repeat Accuracy</b>	NA	
<b>Ripple</b>	NA	
<b>Time Delay Before Availability (tv)</b>	NA	
<b>Short Circuit Protection</b>	Yes	
<b>Operating Temperature</b>	-40 to 85°C [-40 to 185°F]	
<b>Protection Degree (DIN 40050)</b>	IP65 / IP66 / IP67 / IP68 / IP69K	
<b>LED Indicators</b>	Illuminated when energized	
<b>Housing Material</b>	Stainless steel with anti-spatter ceramic (Polytetrafluoroethylene [PTFE]) coating; LED window: Polyetherimide [PEI]	
<b>Sensing Face Material</b>	active face: Liquid Crystal Polymer [LCP] black	
<b>Shock/Vibration</b>	See <a href="#">Proximity Sensor Terminology</a>	
<b>Weight</b>	0.017 kg	0.016 kg
<b>Connection</b>	3-pin M8 quick-disconnect	
<b>Agency Approvals</b>	cULus E328811, CE	

To obtain the most current agency approval information, see the Agency Approval Checklist section on the specific part number's web page.