

DR10 Series Inductive Proximity Sensors

10 x 16 mm plastic – DC



- Compact plastic housing
- Axial cable or M8 quick-disconnect models
- Complete overload protection
- IP67 rated
- Purchase cable separately
- Lifetime warranty



DR10 Series Rectangular DC Inductive Proximity Selection Chart								
Part Number	Price	Sensing Range	Mounting	Output State	Logic	Connection	Wiring	Dimensions
DR10-AN-1A	\$30.50	3mm [0.118 in]	Flush	N.O.	NPN	2m [6.5 ft] axial cable	Diagram 1	Figure 1
DR10-AP-1A	\$30.50				PNP	2m [6.5 ft] axial cable	Diagram 2	Figure 1
DR10-AN-1F	\$30.50				NPN	M8 [8mm] connector	Diagram 1	Figure 2
DR10-AP-1F	\$30.50				PNP	M8 [8mm] connector	Diagram 2	Figure 2
DR10-AN-2A	\$30.50	6mm [0.236 in]	Non-flush	N.O.	NPN	2m [6.5 ft] axial cable	Diagram 1	Figure 1
DR10-AP-2A	\$30.50				PNP	2m [6.5 ft] axial cable	Diagram 2	Figure 1
DR10-AN-2F	\$30.50				NPN	M8 [8mm] connector	Diagram 1	Figure 2
DR10-AP-2F	\$30.50				PNP	M8 [8mm] connector	Diagram 2	Figure 2

Dimensions

mm [inches]

Figure 1

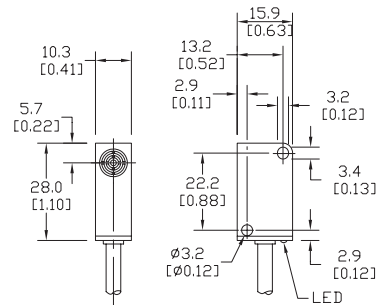
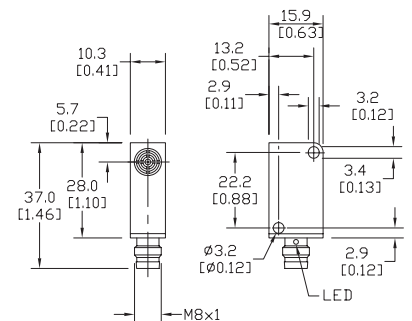


Figure 2



DR10 Series Rectangular DC Inductive Proximity Specifications		
Mounting Type	Flush	Non-flush
Nominal Distance	3mm [0.118in]	6mm [0.236in]
Operating Distance	NA	
Material Correction Factors	See the Material influence table	
Output Type	NPN or PNP/N.O. only/3-wire	
Operating Voltage	10-30VDC	
No-load Supply Current	≤ 10mA	
Operating (Load) Current	≤ 300mA	
Off-state (Leakage) Current	≤ 10µA	
Voltage Drop	≤ 1.5 V	
Switching Frequency	3kHz	
Differential Travel	≤ 1-10%	
Repeat Accuracy	≤ 1%	
Ripple	m 10%	
Time Delay Before Availability (tv)	2ms	
Reverse Polarity Protection	Yes	
Short-Circuit Protection	Yes [switch auto-resets after overload is removed]	
Operating Temperature	-25 to +75° C [-13 to 167° F]	
Protection Degree (DIN 40050)	IEC IP67	
Indication/Switch Status	Yellow [output energized]	
Housing Material	Plastic	
Sensing Face Material	Plastic	
Shock/Vibration	See Proximity Sensor Terminology	
Tightening Torque	NA	
Weight	113g [3.99oz]/6g [0.21oz]	
Connection	2m [6.5 ft] PVC axial cable or M8 [8mm] connector	
Agency Approvals	CE	

Wiring Diagrams

Diagram 1
NPN Output

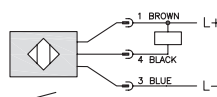
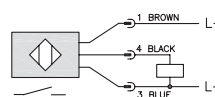


Diagram 2
PNP Output



Connector
M8 connector

