


# CR5 Series Inductive Proximity Sensors



## 5 x 5 mm rectangular metal - DC

- Compact 5 x 5 x 25 mm metal housing
- Axial cable or M8 quick-disconnect models; purchase cable separately
- Complete overload protection
- IP67 rated
- Screws included
- Lifetime warranty



CR5 Series 5x5 Rectangular DC Inductive Prox Selection Chart								
Part Number	Price	Sensing Range	Mounting	Output State	Logic	Connection	Wiring	Dimensions
<b>Standard Distance</b>								
<a href="#">CR5-AN-1A</a>	\$47.50	0.8 mm [0.03 in]	Flush	N.O.	NPN	2m [6.5 ft] axial cable	Diagram 1	Figure 1
<a href="#">CR5-AP-1A</a>	\$47.50				PNP	2m [6.5 ft] axial cable	Diagram 2	Figure 1
<a href="#">CR5-AN-1F</a>	\$54.00				NPN	M8 [8mm] connector	Diagram 1	Figure 2
<a href="#">CR5-AP-1F</a>	\$54.00				PNP	M8 [8mm] connector	Diagram 2	Figure 2
<b>Extended Distance</b>								
<a href="#">CR5-AN-2A</a>	\$75.00	1.5 mm [0.06 in]	Flush	N.O.	NPN	2m [6.5 ft] axial cable	Diagram 1	Figure 1
<a href="#">CR5-AP-2A</a>	\$75.00				PNP	2m [6.5 ft] axial cable	Diagram 2	Figure 1
<a href="#">CR5-AN-2F</a>	\$86.00				NPN	M8 [8mm] connector	Diagram 1	Figure 2
<a href="#">CR5-AP-2F</a>	\$86.00				PNP	M8 [8mm] connector	Diagram 2	Figure 2

## Dimensions

mm [inches]

Figure 1

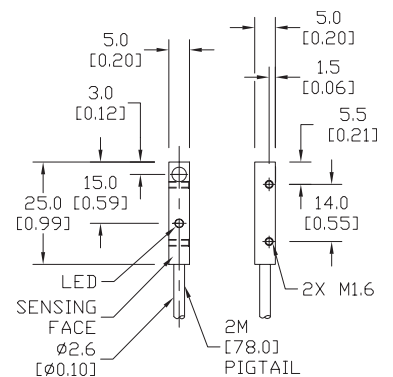
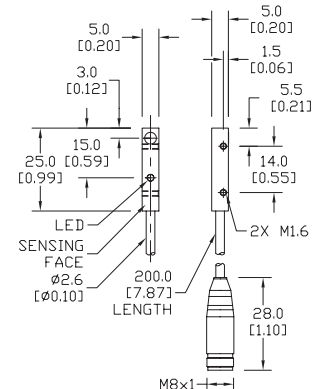


Figure 2



Specifications	Standard Distance	Extended Distance
<b>Mounting Type</b>	Flush	Flush
<b>Nominal Distance</b>	0.8 mm (0.03 in)	1.5 mm (0.06 in)
<b>Operating Distance</b>	NA	
<b>Material Correction Factors</b>	See the <a href="#">Material influence table</a>	
<b>Output Type</b>	NPN or PNP/N.O. only/3-wire	
<b>Operating Voltage</b>	10 to 30 VDC	
<b>No-load Supply Current</b>	≤ 10 mA	
<b>Operating (Load) Current</b>	≤ 200 mA	
<b>Off-state (Leakage) Current</b>	≤ 10µA	
<b>Voltage Drop</b>	≤ 2.0 V	
<b>Switching Frequency</b>	5kHz	3kHz
<b>Differential Travel (% of Nominal Distance)</b>	≤ 10%	
<b>Repeat Accuracy</b>	≤ 1.5%	
<b>Ripple</b>	≤ 20%	
<b>Time Delay Before Availability (tv)</b>	10ms	
<b>Reverse Polarity Protection</b>	Yes	
<b>Short Circuit Protection</b>	Yes (switch auto-resets after overload is removed)	
<b>Operating Temperature</b>	-25 to +70°C [-13 to 158°F]	
<b>Protection Degree (DIN 40050)</b>	IEC IP67	
<b>Indication/Switch Status</b>	Yellow (output energized)	
<b>Housing Material</b>	Nickel-plated brass	
<b>Sensing Face Material</b>	Polyester	
<b>Shock/Vibration</b>	See <a href="#">Proximity Sensor Terminology</a>	
<b>Tightening Torque</b>	1.5 Nm (1.1 lb-in)	
<b>Weight</b>	26g [0.92 oz]	27g [0.95 oz]
<b>Connection</b>	2m [6.5 ft] axial cable or M8 (8mm) connector	
<b>Agency Approvals</b>	UL file E328811	

## Wiring Diagrams

Diagram 1  
NPN output

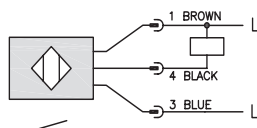
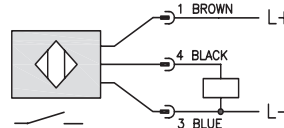


Diagram 2  
PNP output



Connector  
M8 connector

