

APS Inductive Proximity Sensors



Top Sensing
APS4-12S-E-D



Front Sensing
APS4-12M-E-D

Compact 12 x 27 / 8 x 26.5 mm plastic – DC

- Compact polycarbonate housing; comes with mounting plate
- High-frequency oscillation type
- Top or front sensing models
- DC 2-wire or 3-wire
- NPN, PNP, or NPN/PNP
- N.O. or N.C.
- Axial cable
- LED indicator
- IP67 rated
- Lifetime warranty



Top Sensing
APS25-8S-E-D



Front Sensing
APS25-8M-E-D

Compact Rectangular DC Proximity Selection Chart								
Part Number	Price	Sensing Range	Mounting	Output State	Logic	Connection	Wiring	Dimensions
Top-Sensing								
<u>APS25-8S-E-D</u>	\$22.50	2.5mm [0.098 in]	Non-flush	N.O.	NPN	2m [6.5 ft] axial cable	Diagram 1	Figure 1
<u>APS4-12S-E-D</u>	\$22.50	4mm [0.157 in]		N.O.				PNP
<u>APS4-12S-E1-D</u>	\$22.50			N.C.	NPN/PNP			
<u>APS4-12S-E2-D</u>	\$22.50			N.O.				
<u>APS4-12S-Z-D</u>	\$22.50			N.O.				
Front-Sensing								
<u>APS25-8M-E-D</u>	\$22.50	2.5mm [0.098 in]	Non-flush	N.O.	NPN	2m [6.5 ft] axial cable	Diagram 1	Figure 2
<u>APS4-12M-E-D</u>	\$22.50	4mm [0.157 in]		N.O.				PNP
<u>APS4-12M-E1-D</u>	\$22.50			N.C.	NPN/PNP			
<u>APS4-12M-E2-D</u>	\$22.50			N.O.				
<u>APS4-12M-Z-D</u>	\$22.50			N.O.				

Wiring Diagrams

Diagram 1
NPN Output

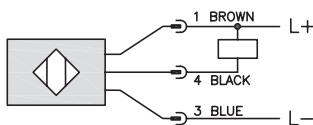


Diagram 2
PNP Output

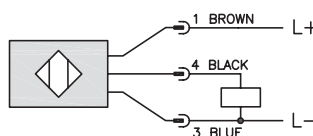
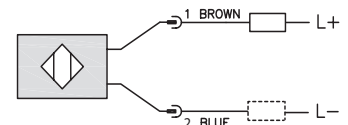


Diagram 3
NPN/PNP Output



APS Inductive Proximity Sensors

Compact Rectangular DC Proximity Specifications		
	APS25	APS4
Mounting Type	Non-flush	
Nominal Distance	2.5 mm [0.09 in]	4mm [0.157 in]
Operating Distance	NA	
Material Correction Factor	See the Material influence table	
Output Type	See sensor selection chart	
Operating Voltage	10-30 VDC	
No-load Supply Current	≤ 20mA	≤ 20mA (NA for Z)
Operating (Load) Current	≤ 50mA	
Off-state (Leakage) Current	≤ 0.1 mA (≤ 1.0 mA for Z units)	
Voltage Drop	≤ 1.0 VDC (< 3V for Z models)	
Switching Frequency	500Hz	200Hz
Differential Travel	< 20%	
Repeat Accuracy	NA	
Ripple	NA	
Time Delay Before Availability (tv)	5ms	
Reverse Polarity Protection	NA	
Short Circuit Protection	NA	
Operating Temperature	-10 to +50°C [14 to 122°F]	
Protection Degree (DIN 40050)	IEC IP67	
Indication/Switch Status	Embedded red LED (illuminated when output is active)	
Housing, Sensing Face Material	Polycarbonate	
Shock/Vibration	See Proximity Sensor Terminology	
Tightening Torque	< 0.4 Nm	
Weight (cable/M8 connector)	0.0816 lb	
Connection	2m [6.5 ft] axial cable	
Agency Approvals	CE, cURus [UR E198343]	

Dimensions

mm [inches]

Figure 1

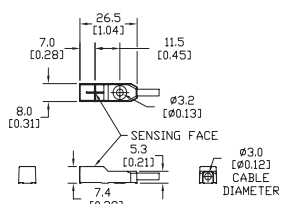


Figure 2

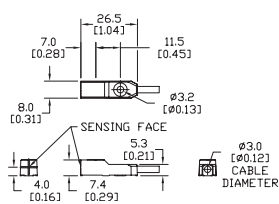


Figure 3

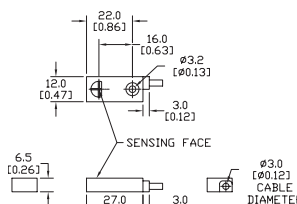
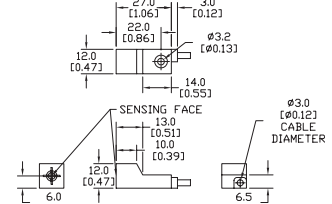
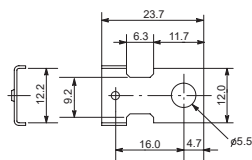
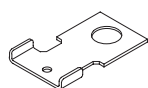


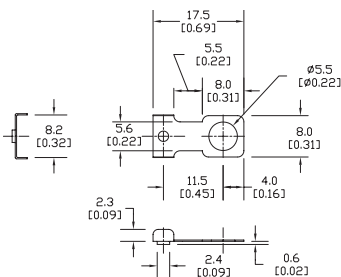
Figure 4



Mounting Plate



Supplied with APS4x sensors



Supplied with APS25x sensors

