



DW Series 8mm Inductive Proximity Sensors



M8 (8mm) Stainless steel – DC

- Flush and non-flush models
- Complete overload protection
- IP67 rated
- I/O Link (PNP N.O. models only)
- Two M* nuts included
- 304 stainless steel housing
- LED status indicator
- Lifetime warranty



DW Series M8 Inductive Proximity Selection Chart

Part Number	Price	Frequency	Sensing Range	Mounting	Output State	Logic	Connection	Wiring	Weight (g)	Drawing Link
Standard Sensing Distance										
DW-AD-601-M8-121	\$17.00	5000Hz	1.5mm	Flush	N.O.	NPN	2m [6.5 ft] axial cable	Diagram 1	40.2	PDF
DW-AS-601-M8-001	\$16.50	5000Hz	1.5mm	Flush	N.O.	NPN	M8 quick-disconnect	Diagram 3	13	PDF
DW-AD-603-M8-121	\$17.00	5000Hz	1.5mm	Flush	N.O.	PNP	2m [6.5 ft] axial cable	Diagram 2	40.2	PDF
DW-AS-603-M8-001	\$16.50	5000Hz	1.5mm	Flush	N.O.	PNP	M8 quick-disconnect	Diagram 4	13	PDF
DW-AS-604-M8-001	\$16.50	5000Hz	1.5mm	Flush	N.C.	PNP	M8 quick-disconnect	Diagram 4	13	PDF
DW-AD-611-M8-121	\$17.00	4500Hz	2.5mm	Non-flush	N.O.	NPN	2m [6.5 ft] axial cable	Diagram 1	39.8	PDF
DW-AS-611-M8-001	\$16.50	4500Hz	2.5mm	Non-flush	N.O.	NPN	M8 quick-disconnect	Diagram 3	12.5	PDF
DW-AD-613-M8-121	\$17.00	4500Hz	2.5mm	Non-flush	N.O.	PNP	2m [6.5 ft] axial cable	Diagram 2	39.8	PDF
DW-AS-613-M8-001	\$16.50	4500Hz	2.5mm	Non-flush	N.O.	PNP	M8 quick-disconnect	Diagram 4	12.5	PDF
DW-AS-614-M8-001	\$16.50	4500Hz	2.5mm	Non-flush	N.C.	PNP	M8 quick-disconnect	Diagram 4	12.5	PDF
Extended Sensing Distance										
DW-AD-621-M8	\$21.00	5000Hz	2mm	Flush	N.O.	NPN	2m [6.5 ft] axial cable	Diagram 1	41.5	PDF
DW-AS-621-M8-001	\$20.00	5000Hz	2mm	Flush	N.O.	NPN	M8 quick-disconnect	Diagram 3	13	PDF
DW-AD-623-M8	\$21.00	5000Hz	2mm	Flush	N.O.	PNP	2m [6.5 ft] axial cable	Diagram 2	41.5	PDF
DW-AS-623-M8-001	\$20.00	5000Hz	2mm	Flush	N.O.	PNP	M8 quick-disconnect	Diagram 4	13	PDF
DW-AS-624-M8-001	\$20.00	5000Hz	2mm	Flush	N.C.	PNP	M8 quick-disconnect	Diagram 4	13	PDF
DW-AD-631-M8	\$21.00	3500Hz	4mm	Non-flush	N.O.	NPN	2m [6.5 ft] axial cable	Diagram 1	69	PDF
DW-AS-631-M8-001	\$20.00	3500Hz	4mm	Non-flush	N.O.	NPN	M8 quick-disconnect	Diagram 3	12.3	PDF
DW-AD-633-M8	\$21.00	3500Hz	4mm	Non-flush	N.O.	PNP	2m [6.5 ft] axial cable	Diagram 2	69	PDF
DW-AS-633-M8-001	\$20.00	3500Hz	4mm	Non-flush	N.O.	PNP	M8 quick-disconnect	Diagram 4	12.3	PDF
DW-AS-634-M8-001	\$20.00	3500Hz	4mm	Non-flush	N.C.	PNP	M8 quick-disconnect	Diagram 4	12.3	PDF

Wiring Diagrams

Diagram 1

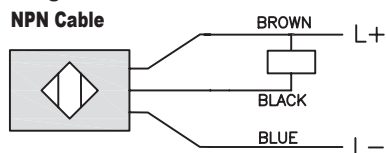
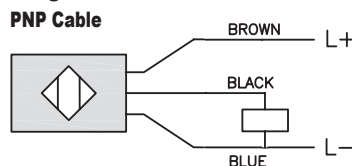


Diagram 2



Connectors
M8 connector

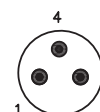


Diagram 3

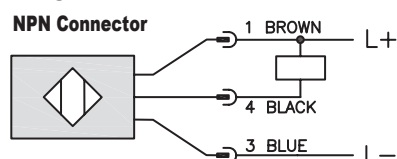
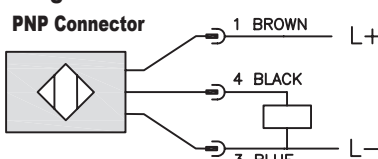


Diagram 4



DW Series 8mm Inductive Proximity Sensors

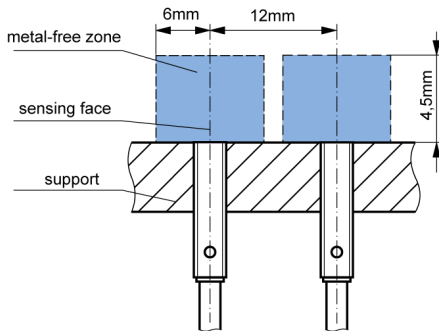
DW Series M8 Inductive Proximity Specifications				
Sensor	DW-Ax-60x-M8	DW-Ax-62x-M8	DW-Ax-61x-M8	DW-Ax-63x-M8
Mounting Type	Flush		Non-flush	
Nominal Sensing Distance	1.5mm	2mm	2.5mm	4mm
Operating Distance	-			
Material Correction Factors	See the Material influence table			
Output Type	NPN or PNP, N.O. or N.C.			
Operating Voltage	10 to 30 VDC			
No-load Supply Current	≤ 10mA			
Operating (Load) Current	≤ 200mA			
Off-state (Leakage) Current	≤ 0.1 mA			
Voltage Drop	≤ 2 V @ 200mA			
Switching Frequency	5000Hz		4500Hz	3500Hz
Differential Travel (% of Nominal Distance)	< 20%	< 10%	< 20%	
Repeat Accuracy	0.07 mm	0.10 mm	0.12 mm	0.20 mm
Ripple	≤ 20%			
Time Delay Before Availability (tv)	≤32ms		≤60ms	≤80ms
Reverse Polarity Protection	Yes			
Short-Circuit Protection	Yes			
Operating Temperature	-25 to 70°C [-13 to 158°F]			
Protection Degree (DIN 40050)	IP67			
Indication/Switch Status	Indicator LED, Yellow, Solid (When the target is between 0-80% of Range, the LED will be solid) Indicator LED, Yellow, Blinking (When the target is between 80-100% of Range, the LED will blink to let you know it is nearing max range)			
Housing Material	304 Stainless Steel			
Sensing Face Material	PA66 [Nylon]	PA12 [Nylon]	PBTP [Cristin]	
Shock/Vibration	IEC 60947-5-2/7.4			
Tightening Torque	8 Nm			
Connection	2m [6.5 ft] cable [PVC, 3C, 26 AWG], or 3-Pole M8 connection			
IO-Link	IO-Link [PNP, N.O. version only]			
Agency Approvals	CE, cULus E239373			

To obtain the most current agency approval information, see the Agency Approval Checklist section on the specific part number's web page.

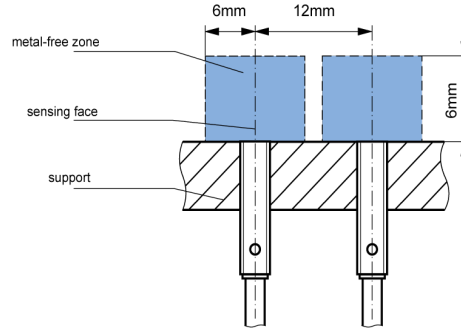
DW Series 8mm Inductive Proximity Sensors

Installation

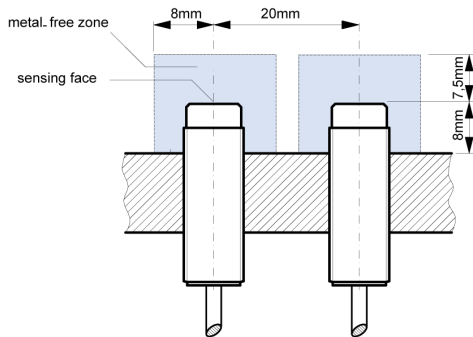
DW-Ax-60x-M8



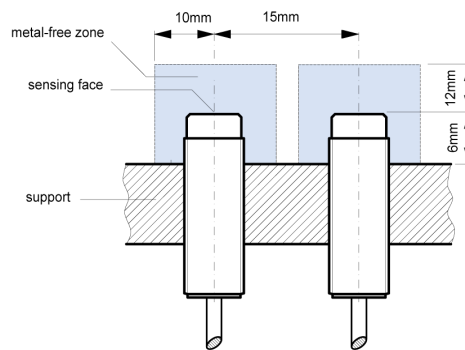
DW-Ax-62x-M8



DW-Ax-61x-M8

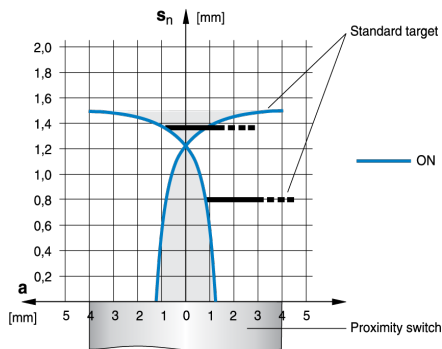


DW-Ax-63x-M8

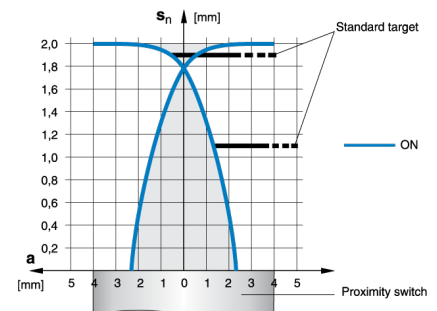


Response Diagram

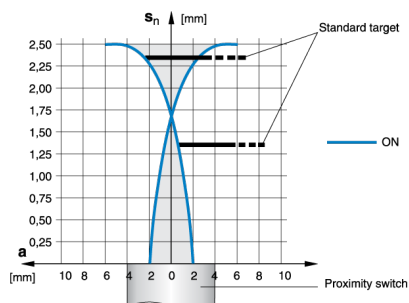
DW-Ax-60x-M8



DW-Ax-62x-M8



DW-Ax-61x-M8



DW-Ax-63x-M8

