



DW Series 4mm Inductive Proximity Sensors

Miniature M4 (4mm) stainless steel – DC



- Complete overload protection
- IP67 rated
- Two M4 lock nuts included
- Stainless steel construction
- LED status indicator
- Lifetime warranty



DW Series M4 DC Inductive Proximity Selection Chart									
Part Number	Price	Size	Sensing Range	Mounting	Output State	Logic	Connection	Wiring	Drawing Link
Extended Distance									
DW-AD-621-M4-960	\$84.00	M4	1mm [0.039 in]	Flush	N.O.	NPN	2m [6.5 ft] axial cable	Diagram 1	PDF
DW-AD-623-M4-960*	\$84.00					PNP		Diagram 2	PDF
DW-AD-622-M4	\$84.00				N.C.	NPN		Diagram 1	PDF
DW-AD-624-M4	\$84.00					PNP		Diagram 2	PDF

* IO-Link model

Wiring Diagrams

Diagram 1

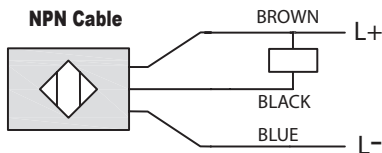
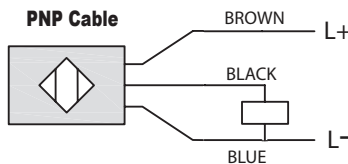


Diagram 2





DW Series 4mm Inductive Proximity Sensors



Miniature M4 (4mm) nickel silver – DC

- 4mm smooth triple distance proximity sensor
- Complete overload protection
- IP67 rated
- Nickel silver construction
- LED status indicator
- Lifetime warranty



DW Series 4mm Smooth Triple Distance Inductive Proximity Selection Chart									
Part Number	Price	Size	Sensing Range	Mounting	Output State	Logic	Connection	Wiring	Drawing Link
Triple Distance									
DW-AD-501-04	\$107.00	Ø4 (Smooth barrel)	2.5 mm [0.098 in]	Semi-flush	N.O.	NPN	2m [6.5 ft] axial cable	Diagram 1	PDF
DW-AD-503-04	\$107.00				N.O.	PNP	2m [6.5 ft] axial cable	Diagram 2	PDF
DW-AS-501-04	\$107.00				N.O.	NPN	M8 quick-disconnect	Diagram 3	PDF
DW-AS-503-04	\$107.00				N.O.	PNP	M8 quick-disconnect	Diagram 4	PDF
DW-AD-504-04	\$107.00				N.C.	PNP	2m [6.5 ft] axial cable	Diagram 2	PDF

Wiring Diagrams

Diagram 1

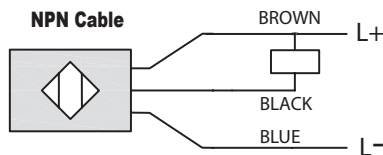
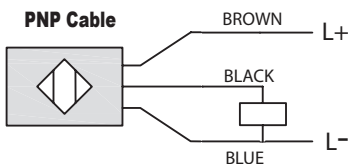


Diagram 2



Connectors

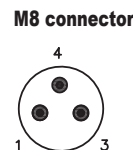


Diagram 3

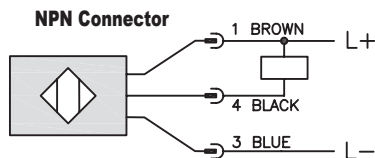
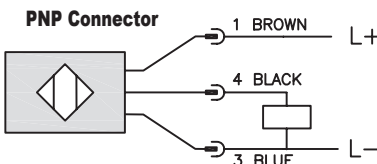


Diagram 4



DW Series 4mm Inductive Proximity Sensors

DW Series 4mm Inductive Proximity Specifications			
Specifications	DW-Ax-62x-M4-96x	DW-Ax-62x-M4	DW-Ax-50x-04
Mounting Type	Flush	Flush	Semi-flush
Nominal Sensing Distance	1mm		2.5 mm
Operating Distance	-		
Material Correction Factors	See the Material influence table		
Output Type	NPN or PNP, N.O. or N.C.		
Operating Voltage	10 to 30 VDC		
No-load Supply Current	≤10mA		
Operating (Load) Current	≤100mA		≤200mA
Off-state (Leakage) Current	≤ 0.1 mA		
Voltage Drop	≤ 2V		
Switching Frequency	≤ 8kHz	≤ 3kHz	≤ 800Hz
Differential Travel (% of Nominal Distance)	≤10%		
Repeat Accuracy	0.02 mm		
Ripple	≤ 20%		
Time Delay Before Availability (tv)	≤ 10ms		≤30ms
Reverse Polarity Protection	Yes		
Short-Circuit Protection	Yes		
Operating Temperature	-25 to 70°C [-13 to 158°F]		
Protection Degree (DIN 40050)	IP67		
Indication/Switch Status	Yellow LED		
Housing Material	Stainless steel		Nickel silver
Sensing Face Material	PET [Polyester]		
Shock/Vibration	IEC 60947-5-2/7.4		
Tightening Torque	-		
Weight	20g [0.71 oz] or 6g [0.211 oz]		31g [1.09 oz] or 3g [0.11 oz]
Connection	2m [6.6 ft] cable		2m [6.5 ft] cable or M8 connection
IO-Link	PNP/N.O. only	-	
Agency Approvals	CE, cULus E239373		

Note: To obtain the most current agency approval information, see the Agency Approval Checklist section on the specific part number's web page.

Accessories for 4mm Sensors

Right-angle Mounting Bracket

Mounting bracket, right-angle, plastic. For use with 4mm sensors.

Accessories for 4mm Sensors				
Part Number	Price	Description	Drawing Link	Weight [lb]
OPT2106	\$8.00	Wenglor mounting bracket, right-angle, plastic. For use with 4mm sensors.	PDF	0.02



[OPT2106](#)